



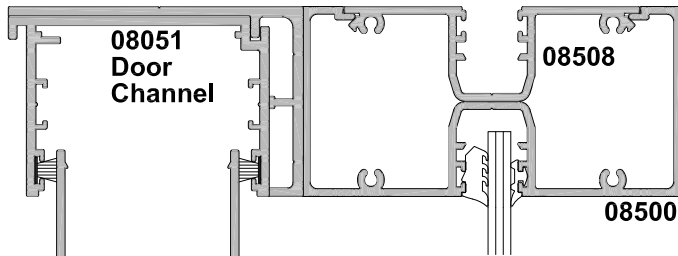
MAGNUM 50
SLIDING DOOR INTO 100MM
SHOPFRONT, VISION RAIL OPTIONS
CROSS SECTION

CAD REF. VCMD07-0

DATE
01.06.11

SCALE
1:2

08050
 Door Channel
 Mounting Bracket

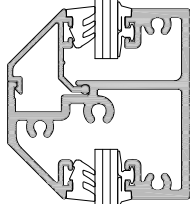


08060

SECTION A-A

08022

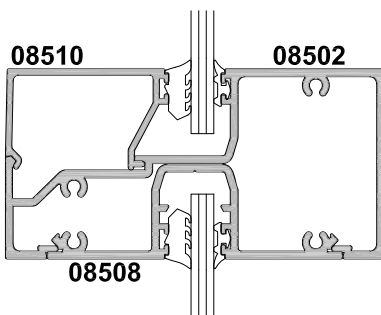
08021



08031
 50mm
 Sloped
 Vision
 Rail

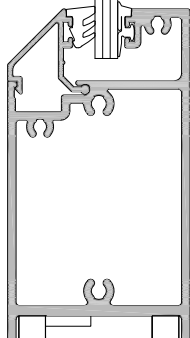
08510

08502



08508

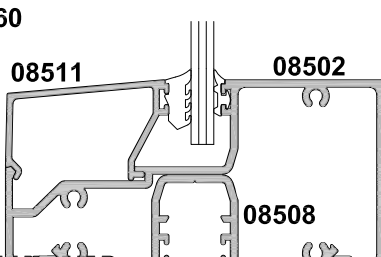
08021



08060

08511

08502

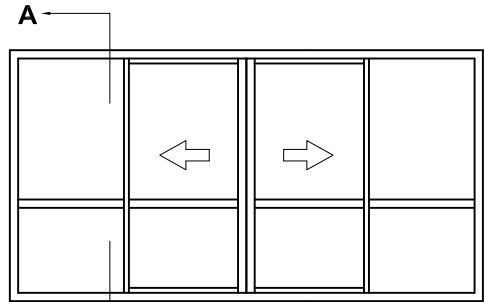


08508

08503

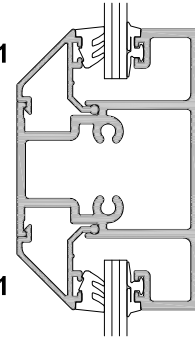
08048
 Stepped Threshold
 across opening

08058



A

08021



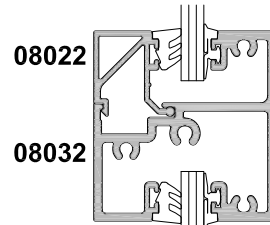
08030

08021

74 MM VISION RAIL
TO SUIT 40MM TRANSOM

08022

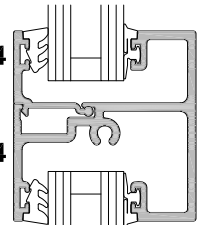
08032



50MM SQUARE
VISION RAIL

08024

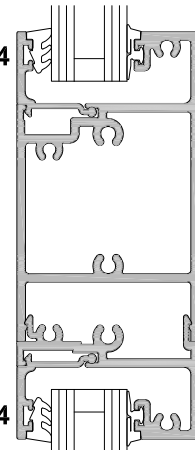
08034



50MM D/G
VISION RAIL

08024

08024



08025

08028

VISION RAIL OPTIONS
STANDARD