



VANTAGE DATA SHEET

VERTICAL SLIDING WINDOWS

MAIN FEATURES

- For residential use.
- Ideal for non-projecting ventilation.
- Colonial or contemporary frame option.
- Easy cleaning feature for sash exterior.
- Sloped sill and square cut jambs for traditional appearance.
- Single or double glazed panel option available.
- Both panels move independently.
- Fly screens may be fitted.
- Stainless steel coil running gear for smooth movement and corrosion resistance.
- Sash 'horns' for a colonial appearance can be fitted to the top sash.

FRAME TYPES

Colonial Frame with scalloped face for a traditional appearance.

Contemporary Frame with flat, clean face for a more modern appearance.

SASH TYPES

Double Glazed for IGU thickness 18 - 20mm.

Single Glazed for glass thickness 4 - 6.38mm. Glazing is into a secure pocket.

COLONIAL GLAZING BARS

These come in three bar widths -18mm, 24mm and 28mm. For single glazing the raised bar is adhered to the glass exterior with the matching size flat bar applied to the inside. For double glazing the flat bar must be used both internally and externally.

FLASHINGS

VANTAGE™ has a range of standard flashings.

FINISH / COLOUR

Powder Coated in a wide range of colours.

Anodised silver or bronze as standard, 12 micron thickness. Other colours and thicknesses are available.

GLASS

Double glazed units to a maximum of 20mm thickness are generally used. Minimum single glazed glass thickness is 4mm. Other glass thicknesses may be used in accordance with NZS 4223: Glazing in Buildings. The full range of glass types can be included in this product. For further information consult your local VANTAGE™ manufacturer.

PERFORMANCE

VANTAGE™ complies with NZS4211: 2008 Performance of Windows. Certificates provided on request.

A guarantee for all VANTAGE™ products is provided under normal conditions of use against failure of materials and workmanship for five years from the date of practical completion.

SIZES

The maximum size for each sliding panel is limited by a weight restriction of the coil spring at 15kg and the travel of the panel to 800mm. As a guideline, a double hung window of overall dimension 1500mm high x 600mm wide with double glazing (4/12/4) would have sashes weighing approximately 10.5kg each. A single glazed window of the same dimensions with 4mm glass would have panels weighing approximately 7.5kg each.

HARDWARE

Vertical sliders have a cam action lock on the top rail of the bottom sash. The standard colour is black. Colour matched hardware is available on request.

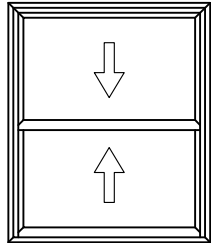


DOUBLE HUNG SLIDING WINDOW CONFIGURATIONS

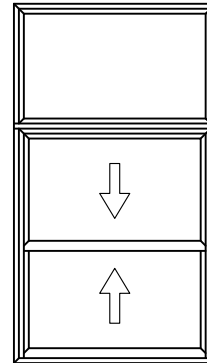
CAD REF. VSW01-0

DATE
01.06.11

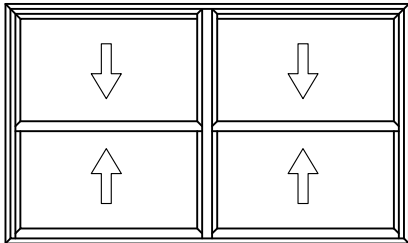
SCALE
NTS



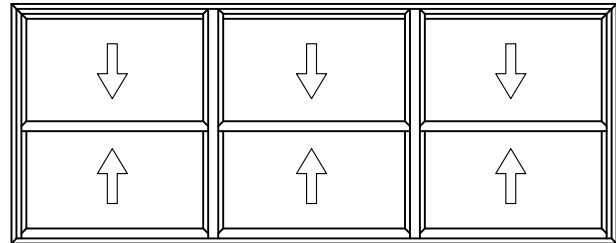
Double Hung



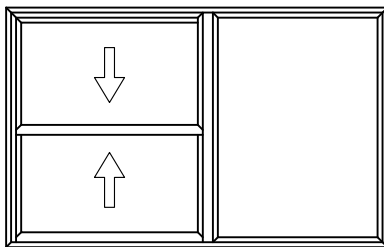
Double Hung with Overlight



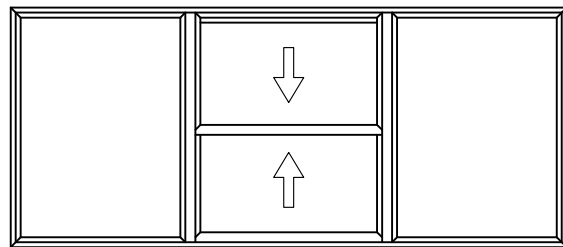
Double Hung Single Mullion Window



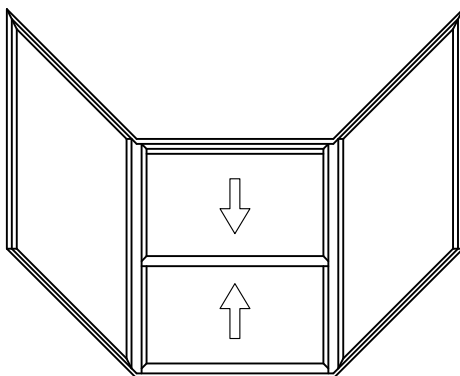
Double Hung Multiple Mullion Window



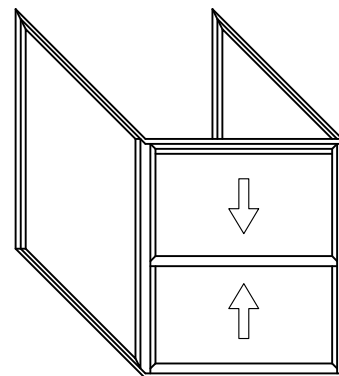
Double Hung with Sidelight



Double Hung with Sidelights



135° Corner



90° Corner