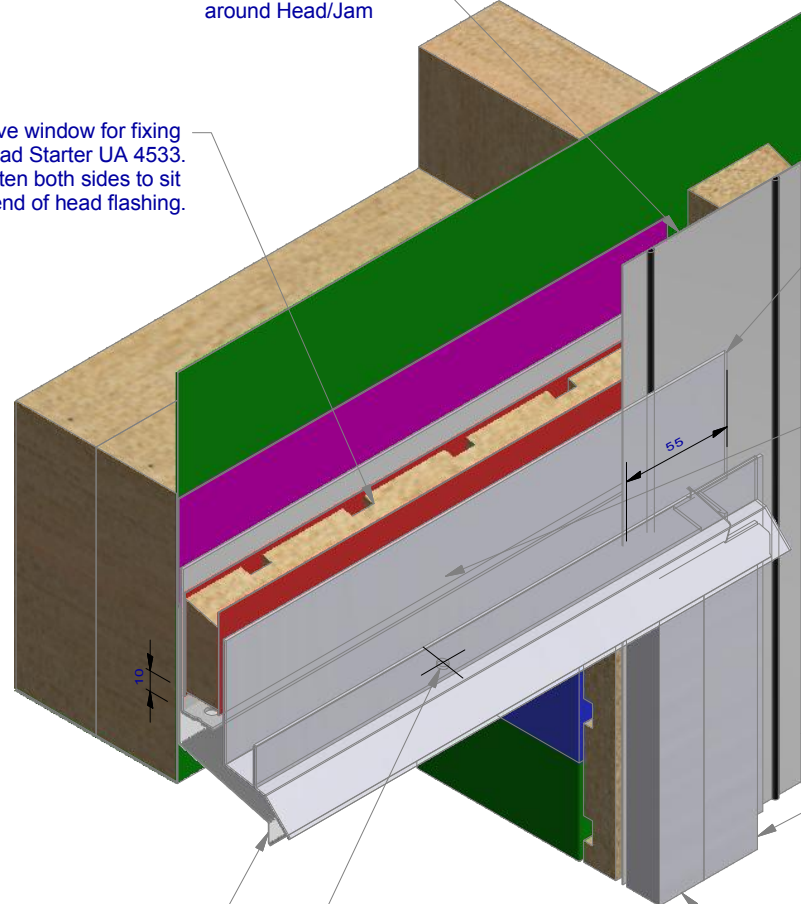


Vertical track flashing 0.9 mm folded aluminium flashing (hemmed) to 150 mm above window head. Alternatively use Dynex Dynafash - Trimmed to fit around Head/Jam

Battens above window for fixing window head Starter UA 4533. Outer batten both sides to sit inside stopend of head flashing.



Window Head Flashing (15° slope) folded stop end. (Note: not supplied with Ulltraclad© system - contractor to supply as additional flashing)

Ulltraclad© UA 4533 Head Starter 5 mm diameter drainage holes drilled through base of Head Starter at 300 mm centres

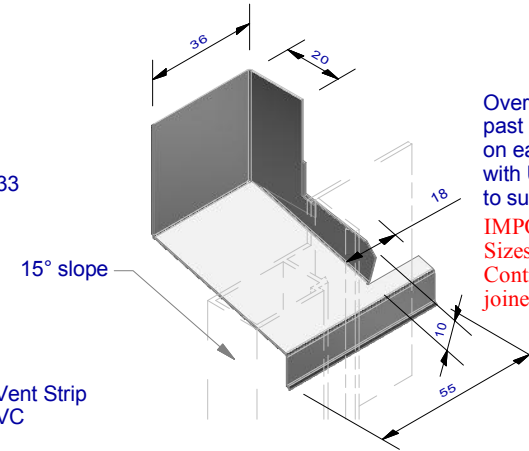
Ulltraclad© UA 4533 Head Starter

Ulltraclad© Cavity Vent Strip Alternatively use PVC

Ulltraclad© UA 5833 Soffit Clip Top

Ulltraclad© UA 7584 Jamb Flashing

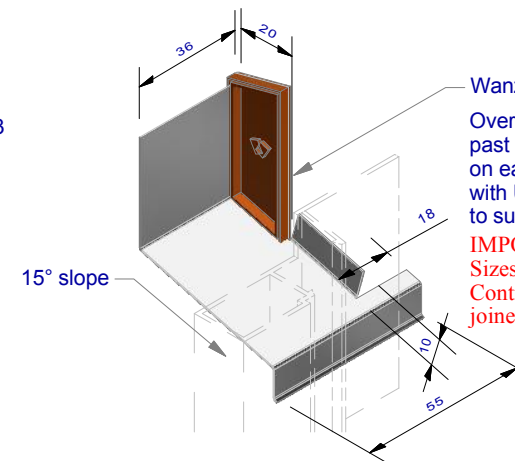
Window Head Flashing Option 1 Cut & Fold Stop End (1 : 2)



Overall Head Flashing length = +40 mm past edge of window and door joinery on each side. (Note: not supplied with Ulltraclad© system - contractor to supply as additional flashing)

IMPORTANT:
Sizes shown are indicative only!
Contractor to confirm onsite as joinery suites may vary.

Window Head Flashing Option 2 Wanz Plastic Stop End Cap (1 : 2)



Wanz Plastic Stop End

Overall Head Flashing length = +40 mm past edge of window and door joinery on each side. (Note: not supplied with Ulltraclad© system - contractor to supply as additional flashing)

IMPORTANT:
Sizes shown are indicative only!
Contractor to confirm onsite as joinery suites may vary.