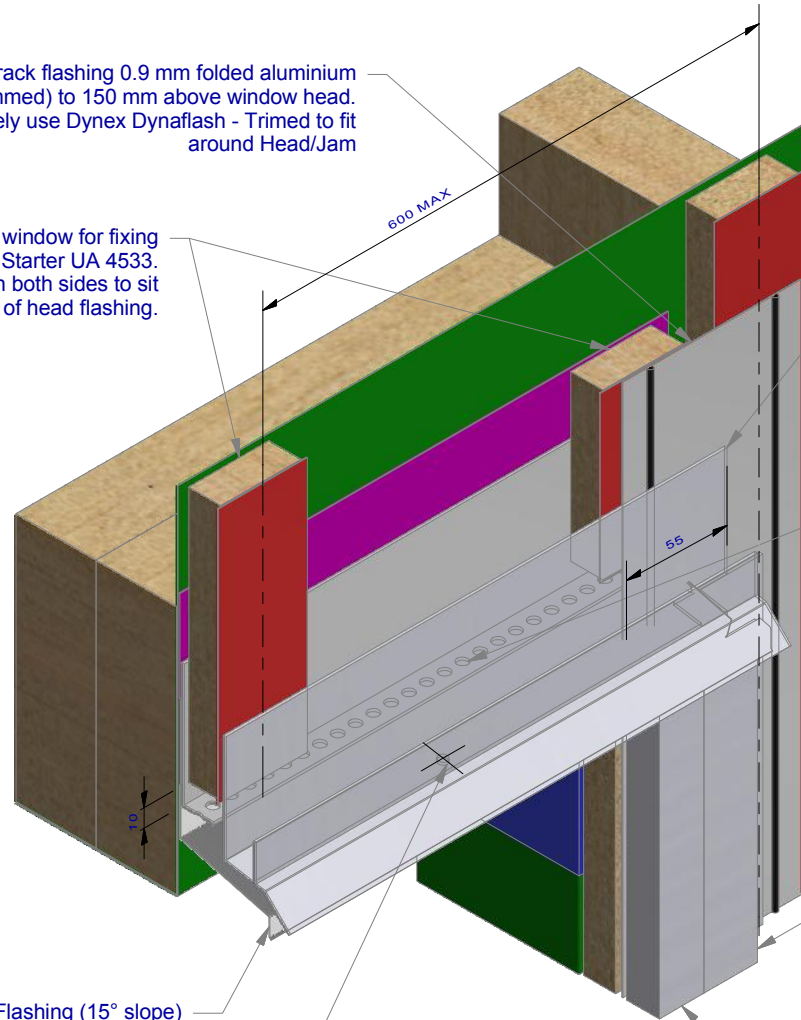


Vertical track flashing 0.9 mm folded aluminium flashing (hemmed) to 150 mm above window head. Alternatively use Dynex Dynafash - Trimmed to fit around Head/Jam

Battens above window for fixing window head Starter UA 4533. Outer batten both sides to sit inside stopend of head flashing.



Window Head Flashing (15° slope) folded stop end. (Note: not supplied with Ulltraclad® system - contractor to supply as additional flashing)

Ulltraclad® UA 4533 Head Starter 5 mm diameter drainage holes drilled through base of Head Starter at 300 mm centres

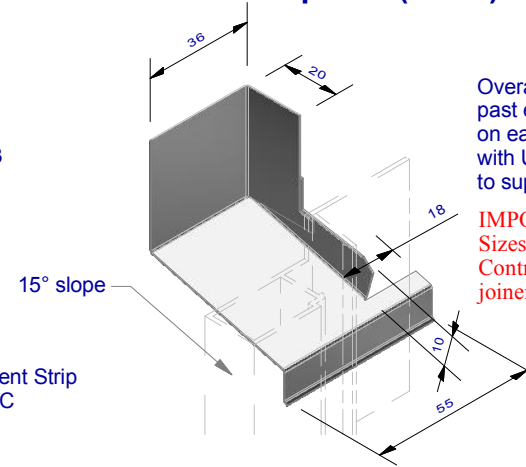
Ulltraclad® UA 4533 Head Starter

Ulltraclad® Cavity Vent Strip Alternatively use PVC

Ulltraclad® UA 5833 Soffit Clip Top. To finish flush with window head flashing and starter

Ulltraclad® UA 7584 Jamb Flashing

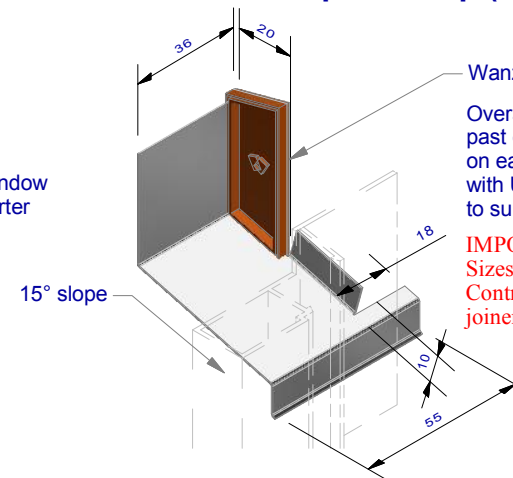
### Window Head Flashing Option 1 Cut & Fold Stop End ( 1 : 2 )



Overall Head Flashing length = +40 mm past edge of window and door joinery on each side. (Note: not supplied with Ulltraclad® system - contractor to supply as additional flashing)

**IMPORTANT:**  
Sizes shown are indicative only!  
Contractor to confirm onsite as joinery suites may vary.

### Window Head Flashing Option 2 Wanz Plastic Stop End Cap ( 1 : 2 )



Wanz Plastic Stop End

Overall Head Flashing length = +40 mm past edge of window and door joinery on each side. (Note: not supplied with Ulltraclad® system - contractor to supply as additional flashing)

**IMPORTANT:**  
Sizes shown are indicative only!  
Contractor to confirm onsite as joinery suites may vary.