



FLOC 3D
Wool Acoustic Panel





High Absorption



Lightweight Tile



Wool



PRODUCT SUMMARY

A premier 3D wool acoustic tile that is strong, resilient, innovative and brings together all the goodness of Aotearoa into your space.

Floc 3D is a contemporary and sustainable choice for commercial and residential interiors. The tile is made from woollen fibres pressed into a 3D configuration to give exceptional acoustic and wellness benefits to the interior environment. Proudly New Zealand made.

Floc 3D will eliminate common acoustic issues such as headache-inducing echoes and reverberation. Employers aiming to create a healthy and productive workspace must look at all aspects of the interior design including air quality and materials.

- This product has a High Noise Reduction Coefficient (NRC) to reduce Reverberation Time.
- It is suitable for high end offices, meeting rooms and other commercial and residential interiors.
- 30 year lifetime warranty.
- Floc 3D can be complimented with Focus 3D panels, to add contrast and colour to a Floc array.

**Due to the natural makeup of Floc, organic matter may be present.*



FLOC 3D
Wool Acoustic Panel



THE BENEFITS OF WOOL

The unique beneficial properties of wool have never been synthetically reproduced.


- Wool absorbs harmful air pollutants (such as formaldehyde) and does not re-emit them. It has been estimated that wool which is used in interiors can help purify the air for up to 30 years.
- Wool is hypoallergenic - it is resistant to bacteria, mould and mildew that can trigger allergic reactions. It has microscopic pores that respond effectively to changes in humidity preventing microorganisms from growing and breeding.

GENERAL TEST DESCRIPTION	RESULT	TEST METHOD
Absorption (Direct Fix) (ISO 354)	NRC 0.65	ASTM C423-99
	α W 0.45	ISO 11654: 1997
	SAA 0.86	ASTM C423
Absorption (Suspended) (ISO 354)	NRC 0.80	ASTM C423-99
	α W 0.80	ISO 11654: 1997
	SAA 0.89	ASTM C423
Weight	1.4kg/m ²	

COLOURS




NATURAL WHITE



GREY

TILE RANGE

Direct Fix Wall Tiles (500x500)



DIMPLE



GEMINI



PIVOT



CHEVRON



FLAT



FRACTILE




SIREN



SPECTRUM



ATLAS



SWISH