

acoustic pipe and duct lagging

# SOUNDLAG



BUILDING - INDUSTRIAL - TRANSPORT - MARINE - OIL & GAS



SOUNDPROOFING SOLUTIONS FOR ALL INDUSTRIES  
[pyroteknc.com](http://pyroteknc.com)

**Pyrotek.**



## ACOUSTIC PIPE AND DUCT LAG

Soundlag™ is a range of high-performance acoustic lagging products developed by Pyrotek to reduce waste water noise from pipes, fan housings, and ducting within building and industrial environments. Soundlag is a composite product consisting of reinforced foil faced mass loaded vinyl (MLV) and a decoupling layer of either foam or glass wool.

No. 1 lagging product  
choice for leading Hydraulic  
and Acoustic Engineers


The highly flexible and dense MLV layer provides outstanding sound reduction, whilst the decoupling foam breaks the vibration path between the substrate and the mass barrier. The aluminium foil covering offers flame-resistant properties, while also providing a seamless bonding surface when used with Pyrotek's Tape ALR.

Unlike other noise barriers, Soundlag's unique flexibility can be easily cut and formed to any shape or bend. The pliability achieves an excellent acoustic seal by eliminating potential flanking noise through the joints and overlaps.


Australia made, Soundlag has been independently tested, backed with over 20 years manufacturing. Maintaining consistent performance and trustworthy quality, Soundlag guarantees quieter ducts and pipes.

### FOIL FACING OPTIONS


Alternative colour options to the reinforced aluminium facing are black and white foil. These anti-glare foil colours are suitable for exposed ceiling spaces.



*Aluminium*



*White*



*Black*

# Reduce waste water noise by 25 dB(A)




**Soundlag 4525C** meets Rw+Ctr 40 for habitable and Rw+Ctr 25 for non-habitable rooms

BCA Section F5.6 compliant Non-habitable room and BCA Section F5.6 compliant Habitable room




**Low Noise Pipe\***

*Does not meet BCA for non-habitable areas where penetrations exist*



**Lagged PVC Pipe (Soundlag)**

*Suitable for BCA compliance for non-habitable areas where penetrations exist*



**Lagged PVC Pipe (Soundlag)**

*Suitable for BCA compliance (habitable) with 10 mm plasterboard*

**Proven to achieve better noise reduction results than low noise pipes**

**Soundlag, quieter than Low Noise Pipes**

Low Noise Pipes (LNP) is 4-5 dB(A) noisier than lagged PVC

*\*Acoustic report: A13K01RP*

## FEATURES & BENEFITS

- Reduces noise by up to 25 dB(A)
- Easy to cut, wrap and install
- Low spread of flame surface
- Contains no ozone-depleting substances
- Free from odour producing oils and bitumen
- Accredited to ISO 9001 quality management standard
- Australian made
- Sold in over 15 countries
- Over 25 years of product development
- 25% higher acoustic performance than competitors
- Independently tested by leading acoustic consultants
- Will not delaminate or crack when wrapped around pipes and bends



○○○○○ Reduce breakout noise from waste water pipes and ductwork within commercial and residential buildings

## HOW TO MEASURE AND CUT MATERIAL

### Example for Straight Pipe Sections

Measure the length (L) and outside diameter (OD) of the pipe requiring lagging.

Apply the following formula to calculate and cut the required wrapping width (W) of Soundlag. The formula allows for a 3 to 5 percent overlap.

$$W = \pi \times (OD + (2 \times T)) \times P$$

OD = outside diameter of the pipe



P = percentage overlap (1.03 to 1.1)

$\pi = 3.14$  (pi)

T = total thickness of acoustic insulation (allow 20% compression on thickness when using convoluted foam or fibreglass decoupling layers)

Mark the calculated width (W) along the length of the roll and cut material with a retractable knife or scissors.

*Please refer to install guide for more details*



Pyrotek recommends an overlap at all joints to eliminate potential flanking noise. The removal of foam before overlapping at joints will provide a better acoustic seal and smooth surface

Soundlag™ is easily cut with a knife or scissors, then simply wrapped around the pipe using high quality aluminium tape. Remember to always cut from the foil faced barrier side of the material.



Precut pieces are available, speak with your Pyrotek representative for more information



## ACOUSTIC PERFORMANCE

Working with acoustic and hydraulic consultants and test facilities, Pyrotek has designed and tested systems to achieve a high level of noise reduction for all plumbing and duct situations.

Soundlag has been acoustically tested in field and independent laboratories.

## PROVEN QUALITY

With over 20 years of manufacturing, Soundlag has proven not to crack, delaminate or cause plasticised tape failure - one of the reasons why it is the leading choice for many acoustic consultants, architects and consulting engineers worldwide.

Soundlag carries a ten year warranty and is easily recognised by the 'Soundlag' embossing.

### SOUNDLAG™

Low VOC emission  
exceeds Green Star rating  
of  $<0.5 \text{ mg/m}^2/\text{h}$

10  
YEARS

MANUFACTURER'S  
WARRANTY



## 80+ locations in 30+ countries

- six research and development centres
- five engineering centres
- global headquarters in Spokane, Washington, USA



Please visit our website at [pyroteknc.com](http://pyroteknc.com) for additional information including:

- Specification
- Technical Data Sheet
- Installation Guides
- Case Studies

Pyrotek endorse forest sustainability and the preservation of natural environment. We procure the highest quality materials from suppliers who hold FSC (Forest Stewardship Council) Certification and PEFC (Programme for the Endorsement of Forestry Certification) amongst other certification programmes.

Caveats: Specifications are subject to change without notice. The data in this document are typical of average values based on tests by independent laboratories or by the manufacturer and are indicative only. Materials must be tested under intended service conditions to determine their suitability for purpose. The conclusions drawn from acoustic test results are as interpreted by qualified independent testing authorities. Nothing here releases the purchaser/user from responsibility to determine the suitability of the product for their project needs. Always seek the opinion of your acoustic, mechanical or fire engineer on data presented by the manufacturer. Due to the wide variety of individual projects, Pyrotek NC is not responsible for differing outcomes from using their products. Pyrotek disclaims any liability for damages or consequential loss as a result of reliance solely on the information presented. No warranty is made that the use of this information or of the products, processes or equipment to which this Information Page refers will not infringe any third party's patents or rights. DISCLAIMER: This document is covered by Pyrotek standard Disclaimer, Warranty and © Copyright clauses. See [www.pyroteknc.com/disclaimer](http://www.pyroteknc.com/disclaimer).