





# Metal Ceilings

Volume 2



# Contents

<b>About</b>	<b>2</b>	<b>Systems</b>	<b>113</b>	<b>Trims</b>	<b>215</b>
<b>Our Values</b>	<b>3</b>	SAS120	113	Trim Options	216
<b>Manufacturing</b>	<b>4</b>	SAS130	117	Trims Table	218
<b>SAS Plus</b>	<b>6</b>	SAS150	125	Channel	220
<b>Metal Ceilings</b>	<b>8</b>	SAS200	131	Angle	223
Sustainability	10	SAS205	135	Plasterboard	226
Reaction to Fire	13	SAS320	139	SAS130	231
Quality Standards	16	SAS330	143	Plasterboard Edge	234
<b>Acoustics</b>	<b>17</b>	SAS380	149	Bulkhead	236
Specification Criteria	18	SAS500	153	Mitre Junction	238
The Science Explained	20	SAS510	159	Linear	239
Commonly Asked Questions	21	SAS600	163	SAS330	240
Ceiling Tile Acoustic Performance	22	SAS610 Deltawing	167	Floating Edge	241
<b>Aesthetics</b>	<b>23</b>	SAS700	171	Blind Box	243
Ceiling Options	25	SAS710	175	Dry Lining	245
Perforations	27	SAS720	179	Gravity Baton	248
Mesh & Expanded Metalwork	29	SAS730	183	Accessories	249
Coatings & Finishes	30	SAS740	189	<b>Components</b>	<b>251</b>
Border & Perimeter Trims	31	SAS750 Tubeline	195	Emac suspension	252
Integration	32	SAS800 Trucell	199	SAS120	253
<b>Projects</b>	<b>33</b>	SAS810 Tricell	205	SAS130	254
<b>Perforations</b>	<b>85</b>	SAS900 Polynode	209	SAS150	258
Perforations Overview	86			SAS200	259
<b>Mesh</b>	<b>103</b>			SAS205	260
Mesh Overview	104			SAS330	261
<b>Finishes</b>	<b>111</b>			SAS500	268
				SAS600	270
				SAS700	271
				SAS710	272
				SAS720	273
				SAS730	275
				SAS740	276
				SAS750 Tubeline	277
				SAS800 Trucell	280
				SAS810 Tricell	281
				Miscellaneous	282
				<b>Specification Guides</b>	<b>285</b>
				<b>Associated SAS</b>	<b>296</b>
				<b>International Products</b>	
				<b>Integrated Service Module</b>	<b>298</b>
				<b>Radiant Panels</b>	<b>300</b>
				<b>Architectural Metalwork</b>	<b>302</b>

# About



SAS International is a British manufacturer of interior products, delivering the ever increasing demands of clients and specifiers worldwide.

We are solution led, driven by delivering quality, design innovation and maximum value in an ethical and sustainable manner.

Our ongoing investment in manufacturing facilities and processes ensures we provide value-engineered solutions across the built environment.

# Our Values



Since 1968, SAS International has become recognised as a leading global manufacturer of interior fit-out solutions. Best known for our award-winning metal ceiling systems, our interior products can be seen in landmark projects worldwide.

Our approach is guided by our core values:

---

## Service

Across the business, customer demands are our primary focus. We recognise that our long-term, sustained success is dependent upon the excellent service we provide. We set the industry benchmark, refining our approach as necessary to deliver unsurpassed levels of customer support.

---

## Innovation

Innovation is the lifeblood for any business and SAS is no different. Internally, cross departmental collaboration feeds into our innovation pipeline, devising interior solutions based on new technology, materials and market drivers. Externally, we collaborate with the world's top architectural practices and developers on the most architecturally challenging projects. This sharing of ideas and expertise accelerates innovation, delivering world class solutions to evolving requirements, achieving the highest possible standards.

---

## Quality

We have a hard won reputation for manufacturing to the highest quality standards. Our ISO 9001 accreditation validates our commitment not only to the quality of our products, but also our manufacturing processes. We continue to invest in our factories and design resource to maintain our quality leadership status.

---

## Dependability

SAS has the financial stability and manufacturing capacity to deliver the largest scale developments internationally. Throughout, our commercial and technical design teams offer unparalleled levels of support to ensure project success. We are specified worldwide, not just for our quality, but an assurance that we will deliver. Our comprehensive service offering is second to none and depended on in the most challenging of project circumstances.

---

**SAS sets both the industry benchmark and customer expectations across all facets of manufacturing. Based on our core values, we passionately believe we can successfully achieve your most ambitious goals.**



# Manufacturing

SAS International is a leading building products manufacturer, producing award-winning interior fit out solutions since 1968. We manufacture a broad range of durable, sustainable and aesthetically-driven products, meeting international design, performance and integration requirements.

**Acoustic Performance note (opposite page)** This facility doesn't replace the accredited testing carried out in independent laboratories.

We lend our manufacturing expertise to the following product groups:

<b>Metal ceilings</b>	<b>Architectural metalwork</b>
<b>Room comfort systems</b>	<b>Fully bespoke interior solutions</b>

Being self-sufficient is integral to the SAS manufacturing process. We consider every aspect of this process, producing the highest quality products as sustainably and cost-effectively as possible. We fabricate our own tooling and maintain our own machinery, minimising lead times and maximising quality.

SAS has a proud manufacturing heritage, establishing the industry benchmark and furthering the reputation of British manufacturing at its best.



---

### **Factories**

SAS owns and operates three state of the art factories within the UK, manufacturing building products for our international customers. Our multi-site production capacity allows us to successfully supply the most ambitious scale projects internationally.

Our continuous investment in manufacturing facilities and technologies maintains our leadership status. We deploy leading manufacturing theory to ensure our people and processes are safe, efficient and cost-effective with minimal environmental impact.

These factories are at the core of our approach and available for stakeholders to experience first-hand as a guided tour.

Each factory is ISO 9001 (quality management), ISO 14001 (environmental management) and OHSAS 18001 (health and safety management) accredited.

---

### **Quality Control**

Our quality control teams consist of experts in manufacturing design, materials, machining, and production processes. Constant communication between these experts ensures the highest quality standards are met and 'SAS quality' shipped at all times.

With total control of the entire manufacturing process, from design to production, we maintain product quality and ensure maximum value.

---

### **Product Testing**

The quality and performance of our products is paramount to the success of our business. Where appropriate we ensure that products and systems are tested in accordance with client specifications.

---

### **Acoustic Performance**

Our reverberation room enables us to undertake research and development into sound absorbing materials and products. The structurally isolated room exhibits non-parallel walls and is accurate above 250Hz. It is ideal for new ideas to be evaluated quickly and efficiently. It is also the perfect complement to our Finite Element modelling of designs.

---

### **Structural Performance**

Our independently designed test rig facility assesses our ceiling components in accordance with BS EN 13694. This ensures our systems are structurally sound, offer best possible spanning characteristics and minimal deflection. Testing also helps minimise material content, weight and waste. The test rig supports innovation and is key to the development of new and existing products.

---

### **Room Comfort**

SAS room comfort products are developed in our class leading test centre laboratory. We invested significantly in our labs in 2011 which can simulate large areas such as airports or shopping malls. Having two labs allows us to undertake client project testing and ongoing product development concurrently. All instrumentation and sensors undergo regular and independent calibration.

---

### **Value Engineering**

SAS understands how to integrate building elements and services to deliver outstanding design solutions. Our in-house design and manufacturing expertise delivers client aesthetic and performance demands in an efficient and cost-effective manner.

Wherever possible we look to provide value engineering through better design, ease of installation, minimal waste and improved manufacturing efficiencies. Our approach delivers your vision to specification and budget.

---

### **Offsite Preforming and Factory-fitting**

Integration of services at the design stage is key for improved aesthetics and speed of installation onsite.

Apertures can be formed during manufacturing to provide an engineered product for site installation. This alleviates the onsite labour costs and aesthetic implications associated with manual cutting. Services can also be factory-fitted offsite without the risk of damage associated during installation.

Products can be pre-fitted with services and systems, supplied as one integrated unit for ease of shipment and installation. This co-ordination reduces the number of trades required onsite, minimising installation time, labour costs, waste and risk.

---

### **Mock-ups**

Ceilings are usually designed to integrate with many different products, particularly mechanical and electrical services. Mock-ups offer a fantastic opportunity to fully experience both the ceiling and integrated products.

Our factories are able to fabricate full scale mock ups for review. They demonstrate our commitment and investment to the design and review process for specifiers, clients and project teams. This investment ensures the most complex projects can be managed more effectively prior to onsite installation. The team is able to review and approve the design, or make amends prior to installation. This process significantly improves the successful and timely delivery of projects.

Sometimes an off the shelf system will suffice perfectly well, but often, the architecturally-minded insist on something more. Welcome to SAS Plus.

First and foremost, SAS International is a manufacturer of leading metal ceiling systems and associated products. We have manufactured ceilings for nearly 50 years and in that time have honed our skills and expertise. SAS combines hundreds of years of collective knowledge and is arguably the most technologically advanced ceiling manufacturer globally.

This expertise goes beyond the best way to bend metal in a cost effective and sustainable manner. Our value add includes every stage of the design, manufacture and installation process.





---

### **Our Approach to System Design**

Our systems have been designed to be flexible, offering the system designer scope to be creative. Supporting this approach, our highly knowledgeable sales teams are technically trained to assist best practice ceiling system design. We endeavour to start a dialogue with the specification team regarding project scope and assist throughout the project delivery. Depending on specification, we can tailor the system to suit the exact budget requirements while maintaining original design intent.

---

### **Fully Bespoke Design**

Premium projects often demand bespoke applications. The calibre of project dictates the highest levels of quality, design and aesthetics combined. SAS has a long standing history of delivering the very best of bespoke installations.

The approach to bespoke design is as flexible and broad as you can conceivably imagine. The only limitations are the material properties of sheet or extruded metal and what the material allows.

More typical bespoke applications are radial, trapezoidal, vaulted and waveform ceilings. Your designs are not limited to this palette however. SAS has engaged projects with the most far reaching of concepts and delivered them to complete client satisfaction.

For bespoke projects, please consult our technical design team as early as possible in the project design phase. They are on hand to offer expert advice on designing systems that can be manufactured effectively to budget.

---

### **SAS Special Projects**

SAS has developed an enviable reputation of working alongside the most architecturally influential practices on the highest profile projects worldwide. The delivery of these projects are highly complex, often high risk and at times of national political interest.

We have a specialist division tailor-made to manage and deliver these projects. SAS Special Projects is an internationally-operative team, ideally suited to the project management and delivery of the most ambitious schemes. Their expertise covers all facets of project delivery, from system conceptualisation, fully bespoke system design, manufacturing and onsite installation.

Special Projects works closely with local agents on large scale overseas projects to ensure high quality installation standards. On all projects, we confer with clients, their design teams and contractors on preferred onsite installation processes. Total control of the design, manufacture and installation programme offers clients complete project certainty. Our intimate knowledge of our systems and their installation means SAS is ideally placed to successfully deliver these landmark schemes.

---

### **SAS AfterCare**

We provide a specialist advisory service for repair, maintenance and alterations for existing clients and facilities managers.

The adaptive nature of SAS ceilings allows for changes of use within the building. Changes may occur due to new tenants, restructuring of existing space or integration of new technology or services.

Our detailed knowledge of existing SAS projects allows us to engage with customers in an insightful and cost-effective manner. Helping to accelerate this process is our comprehensive project database containing original drawings and specifications from historical SAS installations.

Members of the SAS AfterCare team are available to conduct onsite surveys to quickly identify system detail and specification. Any new ceiling or alteration requirement is assessed prior

to the placement of any orders. This avoids any doubt or risk associated with complex applications or bespoke products.

SAS AfterCare has expertise in system identification, estimating and design. Our team undertakes all required activities to assist in the maintenance and adaptation of bespoke and complex metal ceiling installations.

These installations typically have close interfaces with other integrated services, such as lighting, ventilation, or even radiant chilled panels.

Full service offering:

- **Dilapidations – Renewal or making good at the end of the lease period**
- **System replacements – Delivering replacements for damaged tiles and ceiling components**
- **Emergency repairs**
- **System upgrades – Replacing or upgrading light fittings and/or acoustic materials**
- **Extensions or modifications to existing installations**
- **Integration of new building services**
- **Technical advice**

SAS AfterCare is only available in the UK. For more information please call +44 (0) 118 929 0900.



# Metal Ceilings



Occupant productivity, wellbeing, comfort and flexibility of space are key considerations for the long term commercial viability of buildings.

Metal Ceilings offer the client and specifier a flexible, aesthetically-led solution to acoustic control, service integration and maintenance demands.

SAS International has established itself as the world leader in the design and manufacture of performance metal ceiling systems. Our interior solutions are beautiful, durable and sustainable. Long term, there is no alternative material that offers a more cost-effective solution to contemporary interior demands.

## Why metal?

As a ceiling manufacturer, we are often asked why we concentrate on metal as a manufacturing material. The simple answer is:

- **Steel and aluminium are two of the most sustainable materials used in construction.**
- **Metal is a high quality material, offering improved aesthetics through design flexibility.**
- **Highly durable and robust, metal maintains its appearance long after other materials need replacing.**
- **Long term, metal is far more cost effective than alternative materials.**
- **To date, there is no better performing material that meets all building regulations and customer demands.**

SAS Plus offers the system designer access to SAS' in-house design team to collaborate on bespoke ceiling specification. Systems can be variants of standard SAS offerings, or completely bespoke designs. Please see page 6 for more details.

**SAS**  
PLUS

## SAS Suspended Ceilings

### Clip-in

Ceiling tiles simply clip into the ceiling grid, offering a concealed grid aesthetic.

Examples

SAS**120**

SAS**150**

### Lay-in

Flanges on the ceiling tile edges lay onto the ceiling grid, exposing the grid as an intrinsic aesthetic element. Both tegular and flush options are available.

Examples

SAS**130**

SAS**320**

SAS**330**

SAS**380**

### Hook-on

Perimeter hooks suspend the tiles, concealing the grid. An advantage of hook-on systems compared to clip-in is an increased load capacity.

Examples

SAS**200**

SAS**205**

## SAS Baffle Ceilings

### Straight

Suspended from the soffit via wires, rods or hangers, baffles offer an alternative acoustic treatment to suspended ceilings.

Examples

SAS**500**

### Curved

Performance of curved baffles is directly comparable to straight, the obvious difference being curved and waveform options.

Examples

SAS**510**

## SAS Raft & Modular Ceilings

Rafts and modules can form standalone canopies, islands or continuous runs. Applications can be purely aesthetic, acoustic control or fully integrated service options.

Examples

SAS**600**

SAS**610**

## SAS Linear Ceilings

Linear ceilings are suspended from the soffit via rods, hangers or wires. Typical applications are for exposed soffit areas and smoke extraction.

Box Profile

Examples

SAS**700**

SAS**710**

SAS**740**

Plank Profile

Examples

SAS**720**

Tubular /  
Shaped Profile

Examples

SAS**730**

SAS**750**

### Waveform

Examples

SAS**740**

SAS**750**

## SAS Open Cell Ceilings

Open cell ceilings resemble rectilinear and triangular honeycomb grid structures aesthetically treating smoke extraction zones.

Examples

SAS**800**

SAS**810**

## Polynodal Ceilings

An adjustable nodal ceiling system used to create multi-faceted ceiling designs.

Examples

SAS**900**

# Sustainability



A major driver of global construction is client aspiration and government legislation to provide ever more sustainable buildings. This includes every aspect of the building from design, construction and waste management to end of life and beyond.

SAS International is ISO 14001:2015 accredited.

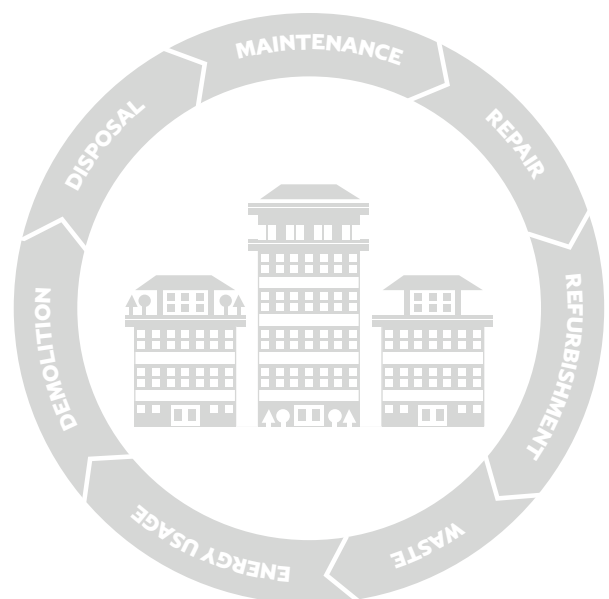
We achieve these demands through better design, responsible sourcing of materials and innovative manufacturing techniques. Our approach provides clients with solutions to achieve environmental accreditations such as BREEAM, LEED, SKA, Green Tag and Estidama.

## Whole Life Costing

A key design and construction consideration for any sustainable building is its whole life costing. Many factors have to be taken into account including maintenance, repair, refurbishment, waste, energy usage, demolition and disposal.

SAS International partnered a recognised quantity surveying practice to conduct research into the overall lifetime costs of ceiling materials. The report highlighted significant benefits of metal in the context of the whole life costs of a building.

Based on a 20-year lifespan, the report projected achievable cost savings of 47% using SAS systems compared with non-metal alternatives. In addition, the industry consensus was that non-metal products would be considered unserviceable after a period of 10–15 years.







## Responsible Sourcing of Materials

Metal offers not only considerable long term capital savings, but also long term sustainable benefits. SAS International will only source materials from suppliers with a progressive and innovative approach to sustainable material manufacturing.

### Steel

Our grid, suspended tile and panel ceiling systems are manufactured using steel. Steel is 100% recyclable and currently the most recycled material in the world. In 2015, an estimated 585 million tonnes were recycled. To put this into context, it is the equivalent of 220 Eiffel Towers being recycled every day.

Globally, the construction industry consumes 50% of all new steel produced. This steel contains a minimum of 20% recycled metal, but in theory could contain up to 100% reused material. The amount of recycled content varies as it is dependent on scrap availability at the time of production. (The high demand for steel coupled with its inherent long life often outstrips the availability of scrap steel for construction use).

The majority of new SAS steel contains 20-25% recycled material, depending on region. Globally, 80% of scrap steel is recycled. In the UK an estimated 94% of steel used in construction is recovered.

Every tonne of steel recycled makes the following environmental saving:

- 1.5 tonnes of iron ore
  - 0.5 tonnes of coal
  - 40% of the water required in production
  - 75% of the energy needed to make steel from virgin material
  - 1.28 tonnes of solid waste
  - Reduction of air emissions by 86%
  - Reduction of water pollution by 76%
- Other metal advantages include no

associated landfill costs and significant residual value at end of life. The rising costs of landfill taxes provide obvious reasons to specify steel.

### Aluminium

Our premium linear ceiling systems and trims are manufactured using aluminium. 25% of all aluminium is used by the global construction industry. It is valued for being light, strong, durable, flexible, impermeable, thermally and electrically conductive and non-corrosive.

The metal is manufactured from bauxite, one of the most abundant materials in the Earth's crust. It is also infinitely recyclable, 75% of all aluminium ever produced is still in use today, with no quality degradation.

Recycling aluminium uses only 5% of the energy required to manufacture new and produces only 5% of the greenhouse gasses. It also produces none of the waste associated with primary production.

SAS International sources aluminium from suppliers using 20-25% recycled material.

### Mineral Wool

The vast majority of SAS acoustic infill pads are manufactured from mineral wool. This material is manufactured from diabase rock, which is continually replenished naturally within the earth. The material is also 100% recyclable, so no mineral wool should enter landfill at end of life.

### Polyester Powder Coatings (PPC)

The majority of our ceiling systems are finished in PPC. The coating is known for durability, colourfastness and consistent quality. What should be communicated more clearly is it is also a highly sustainable, environmentally friendly and energy efficient material.

SAS International sources PPC suppliers with impeccable sustainability and quality credentials, who submit themselves to Ecological Efficiency Analysis (EEA). Our selected PPC environmental benefits include:

- Zero Volatile Organic Compounds (VOCs)
- Zero toxic heavy metals, for example lead or chromium (VI)
- Virtually no waste, as overspray can be collected and either recycled or reprocessed
- Long lasting surface protection, maximising product life cycles (min. 25 years)
- Lower curing temperatures, minimising energy consumption and CO2 emissions
- Less natural resource consumption during application through reduced film build up

### EPD's

For further information please refer to section on website



# Sustainability



## Waste Reduction

Reducing waste is not just about recycling site waste and ethical sourcing of materials. The key is to formulate strategies to stop producing it in the first place.

Working with the project team and including client requirements, SAS can develop and adopt a best practice approach. This includes establishing a sustainable logistics procedure, including the reuse of delivery packaging.

Another important aspect is the system design for manufacturing. We design our systems to minimise waste through efficient cutting of material. Any waste produced can be collected and recycled, reused or re-purposed. Preforming apertures for lighting and other services during manufacturing also reduces on site wastage, in addition to labour costs.

Factory finished metal products installed in accordance with our recommendations provide a durable product. Given appropriate use and maintenance, SAS systems can be expected to remain serviceable for a minimum of 25 years.

## Thermal Mass Cooling

Buildings designed to use thermal mass to realise energy reduction through passive heating and cooling efficiencies are well documented. SAS International has designed a number of systems ideal for acoustic control and service integration which leave the soffit exposed. Please refer to SAS500, SAS510, SAS600, SAS610 and our Integrated Service Modules for SAS systems suitable for thermal mass applications.

SAS International is committed to improving the sustainability of both the built environment and our own manufacturing approaches. Our ISO 14001:2015 accreditation testifies this commitment and offers an internationally recognised validation of our ongoing efforts.



# Reaction to Fire



SAS metal ceilings are tested and certified in accordance with UK, European, American and Australian Standards:

## EN 13501-1

Fire classification of construction products and building elements

### UK Building Regulations

The Building Regulations' 'Approved Document B' for fire safety sets out minimum requirements for the performance of ceilings within buildings. The requirements are tested to European standards (EN 13501-1).

### European Standards (EN 13501-1)

SAS ceiling tiles\* have a European Class performance of:

# A2-s1, d0

The first figure sets out the fire behaviour of the product, with a result ranging from A to F:

- A1** Product does not contribute to fuelling the fire at any stage
- A2** Product does not significantly contribute to the fire load nor spread
- B** Product has limited lateral spread of flame with sufficiently delayed and limited heat release

The second figure ('s'), relates to the smoke behaviour, with three classifications:

- s1** Product emits negligible smoke emissions
- s2** Product emits a limited amount of smoke
- s3** No limitation set for emissions

The third figure ('d') relates to the volume of flaming droplets or particles, with classifications of d0-d2:

- d0** Classification requires that no droplets or particles occur at any time during the test
- d1** Stipulates a minimum period of time where no flaming droplets or particles can persist
- d2** Classification does not limit the performance required

\*Based on up to 22% open area

**Please note** A suspended ceiling is a non-structural element of the building. SAS does not recommend that any suspended ceiling should be relied upon to protect the structural elements of a building. Nor do we recommend a suspended ceiling being relied upon as part of a fire control strategy. If you require any further information please do not hesitate to contact our technical department or your fire safety officer.

# Reaction to Fire



SAS metal ceilings are tested and certified in accordance with UK, European, American and Australian Standards:

## **ASTM E84**

**Standard Test Method for Surface Burning Characteristics of Building Materials**

### **ASTM International Building Standards**

SAS metal ceilings are tested and certified in accordance with American ASTM Standards.

ASTM's fire and flammability standards are involved in the testing and evaluation of the ignition, burning, or combustion characteristics of certain materials. These fire and flammability standards are instrumental in the establishment of building codes, insurance requirements, and other fire regulations that govern the use of building materials.

### **Test Standard**

**ASTM E84-16: Standard Test Method for Surface Burning Characteristics of Building Materials**

**SAS Plain and Perforated Aluminium Ceiling Panels have achieved a Class A ASTM E84-16 rating.**

**SAS Plain and Perforated Galvanised Steel Ceiling Panels have achieved a Class A ASTM E84-16 rating.**

### **Classifications**

Interior wall and ceiling finish materials shall be classified in accordance with ASTM E84 or UL 723 - 10th Ed. 2008. Such interior finish materials shall be grouped in the following classes in accordance with their flame spread and smoke-developed indexes.

- **Class A: Flame spread index 0 - 25; smoke-developed index 0 - 450.**
- **Class B: Flame spread index 26 - 75; smoke-developed index 0 - 450.**
- **Class C: Flame spread index 76 - 200; smoke-developed index 0 - 450.**





SAS metal ceilings are tested and certified in accordance with UK, European, American and Australian Standards:

#### **AS ISO 9705**

**Classification by group number indicating the time taken for materials to reach flashover**

**Classification: Group 1**

---

#### **Australian National Construction Code (NCC) Fire Testing**

The National Construction Code of Australia (NCC) and AS 5637.1:2015 stipulates the classification of materials by Group Number, which indicates the amount of time taken for the material being tested to reach flashover under AS ISO 9705 – 2003 test conditions. The NCC and AS 5637.1:2015 define flashover to be a Heat Release Rate of 1 MW, so materials are classified, in accordance with NCC 2016 spec C1.10 and AS 5637.1 2015, by the time taken for the Heat Release Rate, as measured during the AS ISO 9705 test, to reach 1 MW per the scheme below;

- **Group 1 – Materials classified as Group 1 do not reach flashover after ten minutes exposure to a heat source delivering 100 kW immediately followed by a further ten minutes exposure to 300 kW.**

- **Group 2 – Materials classified as Group 2 reach flashover after ten minutes of exposure to a 100 kW heat source.**
- **Group 3 – Materials classified as Group 3 reach flashover after 2 minutes, but before 10 minutes of exposure to a 100 kW heat source.**
- **Group 4 – Materials are classified as Group 4 is they reach flashover before 2 minutes of exposure to a 100 kW heat source. The NCC and AS 5637.1:2015 also define the smoke growth rate index, or SMOGRARC as a quantity which may be obtained from the smoke obscuration measurements obtained in the AS ISO 9705 test SAS International Ceiling System classification SAS International have carried out a series of Fire Tests in accordance with the above standard for our metal ceiling systems and associated products including:**

- **Perforated (Up to 22% free area) polyester powder coated metal panels**
- **Up to 30mm thickness mineral wool acoustic inlays (80 kg/m<sup>3</sup> density) and/or Acoustic Fleece backing**

The material subjected to this AS ISO 9705 test did not reach a Heat Release Rate of 1 MW during the 1200 second exposure period. Therefore the system has achieved a classification and smoke growth rate:

**Classification: Group 1.  
SMOGRARC 4.4m<sup>2</sup>s<sup>-2</sup> x 1000**



# Quality Standards



All SAS metal ceilings are designed, manufactured and tested in full accordance with BS EN 13964. This is a requirement of all UK-based ceiling manufacturers.

**BS EN 13964:  
2014 –  
Suspended  
Ceilings:  
Requirements  
and test methods**

### Harmonised European Standards

Harmonised European standards provide a technical basis to assess the performance of construction products. They enable manufacturers to publish Declarations of Performance as defined in the Construction Products Regulation, and affix the CE marking.

The standards are developed by technical experts from the European Standardisation Organisations (CEN/ CENELEC). They offer a common technical language accessible to all parties in the construction sector.

From a manufacturer’s point of view, they are a recognised declaration of a product’s performance. From a specifier’s point of view, they verify compliance with requirements and demands.

### CE Marking

Part of BS EN 13964 requires that the CE mark should be shown on all accompanying commercial documents. Implemented under European Union Council Directive 93/68/EC, each document should carry the manufacturer’s name, trade mark or identification mark.

CE marking has been implemented by SAS International in accordance with these directives.



### International Quality Benchmarks

Each division has a dedicated site manager responsible for implementing and maintaining our ISO and OHSAS certifications. Our group compliance team ensure all requirements, international standards, legislation and governance are met.

### ISO 9001 Certified ✓ (Quality Management System)

This certification ensures consistency of products and services and promotes a culture of continuous Improvement.

### ISO 14001 Certified ✓ (Environmental Quality System)

Each SAS factory has achieved ISO 14001 accreditation, indicating our commitment to reducing the environmental impact of our manufacturing processes.

### OHSAS 18001 Certified ✓ (Occupational Health & Safety Management System)

Each SAS factory has also achieved OHSAS 18001 accreditation, demonstrating a culture of safety and wellbeing, driving our quality output.



**Please note** SAS International has been certified by BSI to ISO 9001, ISO 14001 and OHSAS 18001 under certificate numbers FM 504171, FM 23840, FM 54954, EMS 504170, EMS 508066, OHS 541927, OHS 558044, OHS 537033

# Acoustics

## Quick Selection Guide

	Sound insulation $D_{nfw}$			
	21-30	31-40	40+	n/a
<b>A</b>	120			500
	130			510
	150			600*
	200			610*
	320			
	330			
<b>B</b>	740*			500
				510
<b>C</b>		120	200	500
		130	320	510
		150	330	
<b>D</b>			120	
			130	
			150	
			200	

Sound Absorption Class

\* For further information please refer to product pages

**SAS PLUS**

**HAVE A QUESTION?**

Configurable with other products. Call us.  
Contact us on [enquiries@sasintgroup.com](mailto:enquiries@sasintgroup.com)

# Specification Criteria

The science of acoustics and its application within buildings can often be complex and confusing for the non-specialist. SAS International is an expert in this field and can support your project, providing guidance and experience to help you specify the most appropriate products for your design that meet industry and legislative standards. The information below should help explain some of the more relevant acoustic terminologies and technical aspects.



## Sound Absorption

This is a measure of how much sound is absorbed by a surface. The remaining sound is reflected back into the space. In the absence of sound absorbing surfaces a room will become noisy and reverberant, because the sound keeps 'bouncing around'.

This results in a number of undesirable effects - poor clarity of speech and excessive loudness being among the most important. As more sound absorption is introduced to a space, so the noise level will reduce and the sound decay more quickly.

Sound absorption is defined as a coefficient between 0 and 1, where the latter means that all sound is absorbed by the surface - thus none is returned to the room. The sound absorption of a surface is not the same for all types of sound. Porous materials are more efficient at absorbing mid and high pitched (or high frequency) sound than low frequency. Thankfully, we are normally less concerned about these low sounds because speech occupies the mid-high frequency range.

The international standard BS EN ISO 11654:1997 defines sound absorption in varying degrees of detail. The Sound Absorption Coefficient ( $\alpha_s$ ) and Practical Sound Absorption Coefficient ( $\alpha_p$ ) both describe how sound is absorbed at different frequencies. The Sound Absorption Rating ( $\alpha_w$ ) simplifies this data further by expressing it as a single figure, obtained by comparison with a weighting curve. In addition, the standard defines Sound Absorption Class, which ranks the effectiveness of a surface from A to E, where A is the most sound absorbing.

**Initial selection of a sound absorbing product can normally be based on the single figure  $\alpha_w$  or the Sound Absorption Class. Generally, it is only an acoustician that needs more detailed information.**

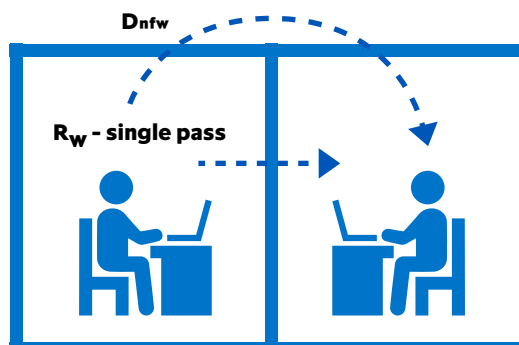


## Sound Insulation

This is the measure of how effectively sound is limited when passing through a building element. Sound insulation is important for glazing, partitioning and ceiling systems where the passage of sound from one space to another needs to be controlled. Two definitions of sound insulation are used depending on the product and its installation.

The first of these definitions is sound reduction, which is a measure of how effectively sound is blocked by an element - a 'single pass'. As with sound absorption, it is not the same for all types of sound and is normally worst at the low frequencies. If the sound reduction performance is stated as a single figure it uses the R for reduction and a subscript 'w' which stands for 'weighted'. As such, a  $R_w$  figure is a simplified indication of how much direct sound is stopped from getting through a building element. It is used to describe glazing and partitions.

In addition to the direct 'straight through' definition, sound insulation is also quantified in terms of a 'flanking' route - the so-called 'double pass'. The abbreviation used is  $D_{nfw}$  which means a sound level difference via a flanking route that is normalized and weighted (this supersedes  $D_{ncw}$  where the 'c' is an abbreviation for ceiling). It basically defines how much sound is blocked by passing through the same element twice. This is a relevant metric for ceilings which span more than one room and have a common void.







## Sector Acoustic Criteria | Relevant Standards

There are many different standards that relate to the acoustic performance of buildings, some legislated and others for guidance only. The following sections describe those standards that are relevant to the SAS product portfolio.

### **Commercial Offices**

The 2014 BCO (British Council of Offices) 'Making The Business Case for Well Being Study' states:

"... 26% of UK employees found the acoustics of their office unpleasant and 77% of those blamed this on a noisy open-plan environment. A further 27% are frustrated by a lack of privacy."

In light of this study, the BCO published the 'Guide to Specification 2014' which includes reference and guidance for acoustic issues. This includes advice on acceptable levels of acoustic privacy between cellular offices and reverberance in various type of spaces, referencing BS 8233:1999.

The acoustic characteristics of open plan spaces are often different from smaller rooms because of their 'flat' proportions where the height is much less than the plan dimensions. Given that the ceiling is such a significant surface, it is essential that a sound absorbing product is employed in this area to control reverberance and occupational noise. A suspended ceiling is often a suitable solution, though if the thermal mass of the soffit needs to be exposed, rafts or baffles can be employed.

### **Transport Hubs and Retail**

The speech intelligibility of public address and voice alarm (PAVA) systems is a regulatory requirement in many countries. Failure to properly understand these broadcasts can hinder evacuation in the case of an emergency. Speech intelligibility is a function of background noise and reverberance, both of which can be controlled with sound absorbing materials.

### **Education**

Worldwide studies have shown that well designed acoustic environments boost learning potential. Classrooms with poor acoustics can have a detrimental effect on children's learning and development as well as possibly leading to voice and throat problems for teachers. In the UK, Building Bulletin 93 (BB93): Acoustic Design of Schools (2014) sets out mandatory requirements for the acoustic performance of schools. Compliance with these regulations must be demonstrated to the Building Control Officer through a comprehensive design report. BB93 applies to all primary and secondary schools. It does not apply to nurseries (unless part of a school), sixth form colleges (unless established as a school) or higher education facilities.

BB93 performance targets include schedules for reverberance, internal noise levels and internal sound insulation. Satisfying these three acoustic criteria depends, to a greater or lesser extent, on the sound absorption present in a space. Sound absorbing suspended ceilings, baffles, rafts and wall panels represent various options open to the designer.

### **Residential**

Part E3 of the UK Building Regulations stipulates that sound absorbing finishes are required in the circulation spaces of apartment buildings. This measure limits the passage of sound around a building, thus minimising the noise egress from one apartment to another via the corridor. Part E identifies ceilings as the most practical surface on which to place sound absorption.

### **Healthcare**

Occupant comfort within a healthcare environment is known to be associated with patient recovery times. The UK National Health Service has provided guidance on these matters through its Health and Technical Memorandum 08-01 (HTM 08-01). This standard, and similar ones published in other countries, have increased the profile of acoustic design within hospitals. HTM 08-01 sets out acoustic performance requirements relating to reverberance in sensitive spaces and advises that products achieving at least Sound Absorption Class C should cover at least 80% of the floor area. A smaller area is acceptable if a product can offer Class A or B absorption – advice should be sought from an Acoustic Consultant to properly quantify this.



# The Science Explained

It is often helpful to understand some of the basic science behind how SAS products provide the performance quoted. An acoustician should be familiar with these concepts, however it is understood that such expertise is not available on every project. In that event, SAS' acoustic specialists are pleased to assist.

## Sound Absorption

SAS products absorb sound using an open-cell porous material faced with a perforated metal sheet. The perforated metal offers no acoustic function other than to be 'transparent' to the incident sound. This is achieved by forming numerous holes of appropriately large diameter. Acoustic transparency is limited as the hole diameter approaches the thickness of the metal sheet. Similarly, perforation areas of less than 10% result in the higher frequency sound being reflected as it 'sees' too much metal and not enough hole. There is limited benefit in using perforation areas greater than 25%.

Most ceiling tiles rely entirely on the porous material behind the perforated metal to absorb the sound. Micro-perforated tiles are the exception and can offer sound absorption without a distinct porous backing. In both cases, sound is absorbed because the air particles have to vibrate within a medium that limits this movement. Porous absorbers are most effective when they coincide with air that is vibrating a lot. However, the vibration of air particles is not the same at every frequency or in every location within a room. As such, the effectiveness of a sound absorber is dependent on where it is placed.

## Suspended Ceilings

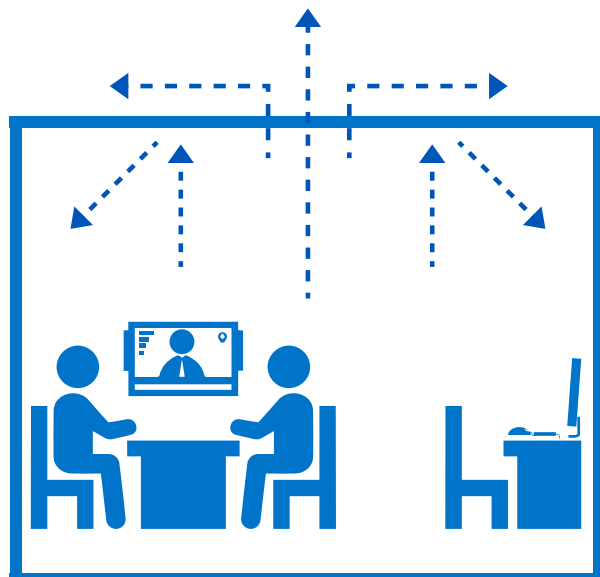
Suspended ceilings are positioned a small distance from a sound reflecting surface which means that the air particle vibration (or particle velocity, as it is called) is easily predicted. It also means that the particle velocity is high, at a given frequency, which results in efficient absorption. This optimum placement is the reason why very thin porous materials can offer significant absorption. Nevertheless, thicker porous linings are generally more effective than thin ones.

## Wall Panels

Wall panels are similar to suspended ceilings in terms of being close to a sound reflecting surface. The sound absorption is often poorer at low frequencies because the gap between the panel and wall is less than a typical suspended ceiling void.

## Baffles and Rafts

Baffles and rafts are similar in design to wall panels. The main difference is in terms of their position and orientation within the room. Baffles and rafts are placed a long distance from the soffit and as such are 'in the room' and acoustically do not act like one of its surfaces. The particle velocity in these locations is not easily predicted and not likely to exhibit high magnitudes. However, because these elements are 'in the room' they are an acoustic 'object' not merely a surface. The larger contact area and diffractive effects at the edges result in sound absorption that is greater than the same single-sided area placed parallel and close to a soffit. It is an oversimplification to assume that it will exhibit twice the sound absorption in line with a doubling of 'visible' area. This argument ignores the importance of it's position in the room and the low frequency transmission through the raft/baffle.



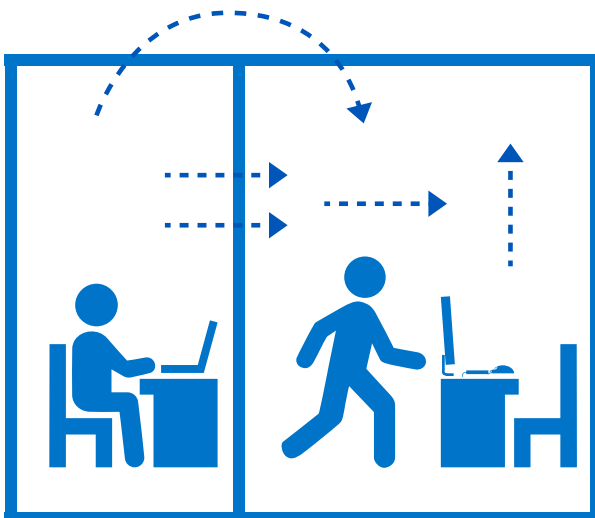
# Commonly Asked Questions

## Sound Insulation

Sound is able to pass through solid elements like doors and partitions. This is possible because the vibrating air particles cause the solid element to vibrate also, albeit on a very small scale. The vibrating element then causes the air particles on the opposite side to vibrate and this is perceived as sound.

It can be intuitively understood that heavier elements will offer more sound insulation because they are more difficult to move (Newton's second law of motion). In fact there are well established relationships between mass/area and sound insulation.

Sound energy is dissipated and reflected as it moves from one medium to another. For this reason, multi-layered constructions are efficient at providing sound insulation even if they are lightweight. A plasterboard partition is a good example of a laminate construction which can offer similar sound insulation to an homogeneous element that is much heavier, like a concrete block wall.



## Acoustic Performance of Metal

It is a common misconception that perforated metal is a poor sound absorbing material, outperformed by alternatives such as mineral fibre. Through careful specification of the size and number of perforations, metal tiles with mineral wool infills offer sound absorption equal to or greater than other commonly specified materials.

## Test Data

The acoustic tests undertaken by SAS quantify the performance of the tiles, not the complete system. The reason for this is that it is unfeasible to test the multiplicitous combinations of tile and suspension system. It is the perforation type, infill and cavity depth that govern the acoustic performance of a system – other variables have very little affect.

## Change in Ceiling Void Depth

Most SAS systems are laboratory tested using a 400mm void depth. If other void depths are used then the sound absorption performance will change at the low frequencies. As the cavity depth decreases, so the low frequency limit of sound absorption increases. For example, the sound absorption at 800Hz associated with a 100mm will be similar to the absorption at 200Hz due to a 400mm cavity. The effect of not employing a cavity can be seen by considering the performance of a tile backed with plasterboard or a steel plate.

## Effect of Borders Around Perforated Area

There are options for different border widths around the perforated tile area. Whilst a larger border will theoretically result in less sound absorption, the effect in practice is minimal.

## Effect of Tile Size

Larger tiles provide greater sound absorption at low frequencies. This is because they exhibit lower stiffness and as such support flexural waves, also termed panel absorption.

# Ceiling Tile Acoustic Performance

## Sound Absorption

Perforation	Inlay	$\alpha_w$	NRC	Hz						Class
				125	250	500	1K	2K	4K	
1522/1820	Acoustic pad	1.00	1.00	0.60	0.95	0.90	1.00	1.00	1.00	<b>A</b>
1511		0.85	0.85	0.55	0.85	0.75	0.95	1.00	0.80	<b>B</b>
1522/1820	Acoustic pad + plasterboard	0.60	0.70	0.30	0.30	0.60	0.95	1.00	0.80	<b>C</b>
1511		0.60	0.70	0.30	0.30	0.60	0.95	1.00	0.80	<b>C</b>
Ultramicro		0.60	0.75	0.35	0.45	0.70	1.00	0.85	0.45	<b>C</b>
1522/1820	Acoustic pad + plasterboard	0.75	0.80	0.35	0.45	0.80	1.00	1.00	1.00	<b>C</b>
1511	Acoustic pad + plasterboard	0.70	0.80	0.30	0.40	0.85	1.00	1.00	0.95	<b>C</b>
1522 / 1820	Acoustic pad	1.00	1.00	0.55	0.90	0.95	1.00	1.00	1.00	<b>A</b>
1511		1.00	1.00	0.55	0.85	0.90	1.00	1.00	0.95	<b>A</b>
1522/1820	Fleece	0.80	0.80	0.55	0.95	0.75	0.80	0.85	0.85	<b>B</b>
1511		0.80	0.80	0.55	0.95	0.75	0.80	0.85	0.80	<b>B</b>

Tested in accordance with BS EN ISO 354:2003.

## Sound Insulation

Perforation	Inlay	$D_{ncw}$	$D_{nfw}$	Hz						Class
				125	250	500	1K	2K	4K	
1522/1820	Acoustic pad	27	–	11	19	24	27	30	36	–
Ultramicro		33	–	19	23	29	33	43	47	–
1522/1820	Acoustic pad + plasterboard	49	–	28	38	46	60	63	62	–
1511		48	–	26	37	46	58	63	61	–
Ultramicro		40	–	19	30	35	45	54	58	–
1522/1820	Fleece	–	15	12	14	15	14	15	15	–
Ultramicro		18	–	14	18	17	16	19	23	–
Plain	None	43	–	23	34	40	46	50	47	–

Tested in accordance with BS EN ISO 20140-9:1994.

All SAS products are tested independently by a UKAS accredited laboratory.



# Aesthetics



# Aesthetics



Strategic investment in quality aesthetics offers a significant return. On average, 80% of operational spend within an organisation can be attributed to staff-related costs. Beautiful interiors attract staff, increase their retention, positively improve employee wellbeing and communicate the right values to potential clients. A desirable building in the right location minimises these staff-related costs, improving profitability for both occupiers and owners.



# Ceiling Options



Ceilings can have a dramatic impact upon an interior, both complimenting and accentuating the overall design. There are numerous ceiling types to consider, each with its own unique aesthetic. Each SAS system, regardless of design preference, benefits from the inherent material properties of metal.

SAS systems are designed for flexibility and offer the specifier scope to be creative. All systems are compatible and can be configured differently, from simply changing the tile size to complete bespoke solutions.

## Suspended Ceilings

### Grid

There are two main types of ceiling grid, exposed and concealed. The choice of grid is typically dictated by aesthetic preference.

Exposed grids can be flush with the ceiling plane, or recessed, and tiles can be modular or manufactured to modules. Exposed grid systems such as SAS330 allow for services to be integrated into the grid as well as the tile. Exposed grids can also be linear (one directional) or tartan (multi-directional, typically but not necessarily perpendicular).

Concealed grids, as the name would suggest, reflect just the tiles to form a flush, monolithic appearance.

### Tiles

SAS manufactures tiles to common module sizes, such as 750x750mm and 600x600mm. The system designer is not limited to this and can specify ceilings in numerous shapes and sizes.

Suspended ceiling tiles can be manufactured to any triangular, rectilinear or trapezoidal shape up to 1250mm<sup>2</sup>\* (adhering to BS EN 13964).

**Please note** \*Tile sizes over 750mm<sup>2</sup> are considered large format (SAS Mega Panels). To remain within industry tolerances, large format tiles are typically no greater than 1200mm<sup>2</sup>.

Tile sizes greater than 1200mm<sup>2</sup> are technically possible, but may need additional manufacturing processes to remain within tolerances. Large format tiles are only suitable for certain systems, please contact our technical services team for guidance.



# Ceiling Options



## Ceiling Baffles

In exposed soffit applications, baffles offer an effective and attractive acoustic alternative to a more traditional suspended ceiling. Baffles can be rectilinear or waveform, with further bespoke options available.

Baffles offer impressive absorption characteristics and can be continuous, ideal for wide span applications such as atria. In addition, lighting and other services can be integrated.



## Linear Ceilings

Offering a completely different aesthetic again, linear systems can also be used in smoke extraction applications. Typical applications, however, are largely aesthetic in nature (although SAS740 and SAS750 can offer acoustic performance too).



## Polynode

Polynode is an adjustable nodal ceiling system used to create multi-faceted ceiling designs. This polynodal system meets the demand of increasingly varied and complex ceiling surfaces in modern building design.


Simple equilateral triangle tiles can create a near infinite variety of polyhedral ceiling forms. Our patent-pending nodal system can also be used to transition from ceiling to wall.



## Ceiling Rafts and Modules

Typically used in exposed soffit applications, rafts and modules tend to be specified where designated zones require acoustic control.

Individual panels (rafts) or islands (raft/module clusters) offer a variety of design and installation options. Rafts can be shaped or rectangular and can also integrate services.



## Open Cell Ceilings

Smoke extraction applications require a considerable open area within a ceiling to function, ideally serviced by open cell systems. With a distinctive appearance open cell ceilings can be used to great effect in other applications to visually draw attention.



# Perforations

From virtually unnoticeable to strong design feature, perforations can have a significant impact upon the overall ceiling aesthetic.

The choice of perforation is largely dependent on acoustic demands and restricted to a required % open area. However, there are numerous choices to enhance the overall design within each % range and bespoke options are also available. So long as it can be punched through metal sheet, any pattern or design is theoretically possible. Alternatively, plain panels can be specified in areas requiring acoustic reflectance.

---

### **Perforation Borders**

Tiles and panels can either be completely perforated, or specified with defined borders. Plain borders typically have a nominal width of 10mm. Alternative border widths can be manufactured within the constraints of the perforation pattern and panel size.

Larger border sizes can be used to create a tartan effect or provide a plain visual grid for partition layouts.

---

### **Apertures within Plain Zones**

Perforated tiles with service apertures can be modified to include plain border frames around services.

---

### **Bespoke Perforations**

Our in house tooling department is able to manufacture perforation tooling to meet any bespoke perforation requirement.

# Perforations



## Things to Consider when Specifying Perforations

---

### Direction

Some perforations are directional and will appear differently depending on viewing direction. This feature can be used to alter the visual appearance of a ceiling, for example creating a checkerboard pattern.

---

### Patterns

Perforations can be grouped into squares to create distinctive geometric patterns across the tile face.

Different perforation groups can be manufactured within the same tile, giving the impression of a number of smaller tiles.

---

### Colour

Perforations will have an impact on colour tone and light reflectance values.

---

### Sound Absorption

For affective sound absorption, we would recommend a perforation with an open area no less than 10%.

---

### Multi-service Panels

Several services can be integrated within a single ceiling tile, each with appropriate borders and spacing.

---

### Integration with Diffusers

Perforated panels can be used to accommodate a range of airflow requirements including air conditioning and displacement ventilation.

SAS can integrate air diffusers into the ceiling plane with a change of perforation to the appropriate ceiling tile.

---

### Chilled Ceilings

Chilled Ceilings can be supplied with 25% open area tiles to provide acoustic absorption in addition to temperature control.

---

### Chilled Beams

SAS Chilled Beams can be installed above a perforated metal ceiling with an open area of 39% or more.

**Complete flexibility on perforation subject to acoustic requirements, please contact the technical design team.**



# Mesh & Expanded Metalwork

Whether driven by aesthetic needs or smoke extraction requirements, mesh is an increasingly popular tile option. SAS has been manufacturing expanded metalwork for decades and recently launched a new range of mesh options.

Our standard mesh options are available for SAS330. Configurable options are also available for SAS130, SAS200, SAS205, SAS320, SAS330 and SAS600.

Non-standard bespoke options can also be manufactured to specification. For more information on bespoke mesh systems or patterns, please contact our technical design team.

# Coatings & Finishes

Typically, SAS ceiling systems are finished in polyester powder coat (PPC), for the quality of finish and durability. PPC offers excellent protection, affording a minimum warranty of 25 years.\*

---

## Colour Choice

The vast majority of SAS projects specify white (RAL9010), which is why it has become our standard. In reality, any RAL colour can be specified in PPC to suit project requirements.

We are also able to offer PPC finishes with metallic flecks, pearlescent sheens, or light textures.

Please refer to page 111 for more information.

---

## Alternative Finishes

Specifications are not necessarily limited to flat RAL colours, either. A host of special effect finishes are also available, including but not limited to, polished metal, wood and ceramic effects.

Aluminium systems can also be anodised, opening up another range of aesthetic options.

Please refer to page 111 for more information.

---

## Performance Coatings

SAS supplies non-standard coatings for specific applications, such as Anti-Microbial coatings for healthcare, or fine-textured coatings for pure matte requirements. If you have a specific niche application, please contact our technical design team for more information.

Please refer to page 111 for more information.

\* Warranty is dependent on adherence to best practice installation procedures and normal atmospheric conditions. Harsh conditions will limit the PPC warranty to 15 years.

# Border & Perimeter Trims



Interior spaces are greatly enhanced when proper consideration is given to the finer details. Inadequate interface detailing detracts from the overall quality of the solution, drawing unwanted attention to these unnecessary imperfections.

**Page 215 has full details of SAS trims and system compatibilities.**

Edge details effectively 'finish' the ceiling, completing the perimeter or transitioning into other materials such as plasterboard surrounds. This is an important design consideration and numerous trims are available, including floating edge, shadow gap and flush options.

Simple to install, SAS border and perimeter trims create a clean, crisp finish to a ceiling edge or transition. Our extensive range of aluminium trims offers the system designer a highly flexible approach to ceiling design. In addition to standard trims, we design and manufacture custom made extrusions for specific demands

---

## Standard Finish

Exterior quality Polyester Powder Coat (PPC) adhering to BS 6496

RAL9010 (white) 20% gloss

1000 hour (min.) salt spray test performance

Alternative colours can be selected from the BS and RAL colour ranges

---

## Special Finishes

SAS FT – a finely textured matte finish to mimic plasterboard surfaces

SAS AM – an anti-microbial coating for healthcare or lab applications

Aluminium trims can be anodised (any available colour)

Aluminium trims can also be polished and chemically brightened (silver, gold, copper or brass)

Optional high porosity primers – providing greater adhesion for drywall jointing and finishing compounds

**Please note** Trims can be finished in any coating available for SAS ceiling tiles. Please consult our technical design team for more information.



# Integration



One of the most significant design benefits of metal is the ability to fully integrate M&E services within the ceiling. Anything from lighting, speakers and sprinkler systems to chilled and heated ceiling elements. Detailing is controlled in an aesthetically pleasing manner, integral to the overall design concept. Apertures can be pre-formed during manufacturing to ensure the installation mirrors the design intent.


**Please Note** Unless otherwise stated, each ceiling system is designed to support its own weight only. If significant weight is being added through integration with third party products, additional or independent support may be required. Please contact our technical design team for advice.



**Lighting integration is available online at [sasingroup.com/lighting/](https://sasingroup.com/lighting/)**



# Projects



SAS**120**

@waterloo

Location  
**London, UK**  
Architect  
**Magyar Marsoni  
Architects**

Contractor  
**BW Interiors Ltd**  
D&B Contractor  
**Peldon Rose Ltd**  
Purpose  
**Commercial**





SAS**120**

Porsche Centre, Solihull

Location  
**Solihull, UK**  
Architect  
**Axis 3 Design**

Contractor  
**Talbot Construction**  
Purpose  
**Retail**



SAS**130**

DLA Piper, 1 St Peters Square

Location  
**Manchester, UK**  
Architect  
**TP Bennett**

Contractor  
**COMO**  
Purpose  
**Commercial**



SAS**130**

Slater Gordon, 58 Mosley Street

Location  
**Manchester, UK**  
Architect  
**Harmen Tilney  
Shane**

Contractor  
**Eric Wright  
Group Limited**  
Purpose  
**Commercial**






## SAS150

### Aldar HQ

---

Location  
**Abu Dhabi, U.A.E**  
Architect  
**MZ and Partners**

Contractor  
**ALDAR Laing  
O'Rourke  
Construction LLC**  
Purpose  
**Commercial**



SAS**150**

Library of Birmingham

---

Location  
**Birmingham, UK**  
Architect  
**Mecanoo Architecten**

Contractor  
**Carillion Plc**  
Purpose  
**Leisure**



## SAS150

Top  
ADNEC, International Tower

Bottom  
BBC Broadcasting House


Location  
**Abu Dhabi**  
Architect  
**Artillery Architecture  
& Interior Design**

Contractor  
**Group 3 Engineers  
and Contractors**  
Purpose  
**Commercial**

Location  
**20 Portland Place,  
London, UK**  
Architect  
**Sheppard Robson/  
MJP Architects**

Contractor  
**Lend Lease**  
Purpose  
**Commercial**





## SAS200

### Gatwick Airport North Terminal

Location  
**London, UK**  
Architect  
**Atkins**

Contractor  
**Belfour Beatty**  
Purpose  
**Transport**



SAS**200**

Audi, Milton Keynes

Location  
**Milton Keynes, UK**  
Architect  
**SDA Architects**

Contractor  
**BDB Design Build Ltd**  
Purpose  
**Retail**



## SAS205

University of Technology, Sydney

Location  
**Sydney, Australia**  
Architect  
**BVN Architecture**

Contractor  
**Richard Crookes  
Construction**  
Purpose  
**Education**





## SAS205

### Hospital General de Asturias, Oviedo

Location  
**Oviedo, Spain**  
Architect  
**Herraiz Arquitectura,  
S.L./Navarro Baldeweg  
Asociados S.L.P**

Contractor  
**Constructora San Jose/  
Sacyr Vallehermoso/  
UTE Huca**  
Purpose  
**Healthcare**



SAS**320**

Grand Central, Birmingham

Location  
**Birmingham, UK**  
Architect  
**Haskoll Architects**

Contractor  
**Mace Limited**  
Purpose  
**Retail**



SAS**330**

Zig Zag Building, London

Location  
**London, UK**  
Architect  
**HLW International**

Contractor  
**BW Interiors Ltd**  
Purpose  
**Commercial**





SAS**330**

Bouygues Telecom HQ

Issy Mozart

Location  
**Paris, France**  
Architect  
**Arquitectonica**

Contractor  
**Bouygues  
Construction Privée**  
Purpose  
**Commercial**




SAS**330**

Academy House

---

Location  
**London, UK**  
Architect  
**John Robertson  
Architect**

Contractor  
**ISG**  
Purpose  
**Commercial**



SAS**330**

20 Fenchurch Street

Location  
**London, UK**  
Architect  
**Various**

Contractor  
**Various**  
Purpose  
**Commercial**





## SAS**330** Chilled

## Tour Majunga

Location  
**Paris, France**  
Architect  
**Jean - Paul Vijuier &  
S.A. D'Architecture**

Contractor  
**Bouygues  
Construction**  
Purpose  
**Commercial**



## SAS**330** Radiant Cooling

### Médéric

---

Location  
**Paris, France**  
Architect  
**2/3/4 architecture**

Contractor  
**Dumez Ile de  
France SAS**  
Purpose  
**Commercial**





SAS**500**

Leopardstown Racecourse

Location  
**Dublin, Ireland**  
Architect  
**Wejchert Architects**

Contractor  
**Duggan Brothers**  
Purpose  
**Leisure**





## SAS500

## City of Westminster College

Location  
**London, UK**  
Architect  
**Schmidt Hammer  
Lassen**

Contractor  
**McLaren  
Construction**  
Purpose  
**Education**



SAS**510**

Skype HQ

Location  
**Luxembourg**  
Architect  
**Walker & Martin  
Architects**

Contractor  
**Skype**  
Purpose  
**Commercial**





SAS**600**

Heathrow Airport T2

Location  
**London, UK**  
Architect  
**Nicholas Grimshaw  
& Partners Ltd**

Contractor  
**Balfour Beatty**  
Purpose  
**Transport**






SAS**600**

V&A Museum

Location  
**Dundee, Scotland**  
Architect  
**Kengo Kuma & Cre8  
Architecture**

Contractor  
**BAM Construction  
Ltd: Scotland**  
Purpose  
**Leisure**





## SAS700

Grand Central, Birmingham

Location  
**Birmingham, UK**  
Architect  
**Haskoll Architects**

Contractor  
**Mace Ltd**  
Purpose  
**Retail**



SAS**710**

## The Friary Centre

Location  
**Guildford, UK**  
Architect  
**Hadfield Cawkwell  
Davidson & Partners**

Contractor  
**Westfield  
Shoppingtowns Ltd**  
Purpose  
**Retail**





SAS**720**

Zig Zag Building, London

Location  
**London, UK**  
Architect  
**HLW International**

Contractor  
**BW Interiors Ltd**  
Purpose  
**Commercial**



# SAS720

Top  
Hamilton Square Station

Bottom  
KPMG, Sovereign Street


Location  
**Liverpool, UK**  
Architect  
**Lend Lease**

Contractor  
**Miller Construction**  
Purpose  
**Transport**

Location  
**Leeds, UK**  
Architect  
**Sheppard Robson**

Contractor  
**Morgan Sindell/ISG**  
Interior Exterior  
Purpose  
**Commercial**





SAS**720**

## University of Aberdeen Library

Location  
**Aberdeen, UK**  
Architect  
**Schmidt Hammer  
Lassen**

Contractor  
**PIHL UK**  
Purpose  
**Education**






SAS**720**

Standard Chartered

Location  
**Dublin, Ireland**  
 Architect  
**MCA Architects**

Contractor  
**T&I Fitouts**  
 Purpose  
**Commercial**



## SAS730


### Westfield, Stratford City

---

Location  
**London, UK**  
Architect  
**Westfield Shopping  
Towns Ltd**

Contractor  
**Westfield Shopping  
Towns Ltd**  
Purpose  
**Retail**





SAS**740**

Westpac, Barangaroo

Location  
**Sydney**  
Architect  
**RSHP & Geyer**

Contractor  
**Lendlease**  
Purpose  
**Commercial**





## SAS740

Top  
Royal College of Surgeons

Bottom  
Pinsent Masons

Location  
**Dublin, Ireland**  
Architect  
**Henry J Lyons**

Contractor  
**Bennett Construction**  
Purpose  
**Education**

Location  
**Dublin, Ireland**  
Architect  
**RKD Architects**

Contractor  
**T&I Fitouts Ltd**  
Purpose  
**Commercial**





## SAS**750** Tubeline

Minter Ellison

Location  
**Sydney, Australia**  
 Architect  
**BVN Architecture**

Contractor  
**Buildcorp**  
 Purpose  
**Commercial**



## SAS**750** Tubeline

### Cannon Street Station

---

Location  
**London, UK**  
Architect  
**Foggo Associates**

Contractor  
**Laing O'Rourke**  
Purpose  
**Transport**





## SAS**750** Tubeline

50 Martin Place

Location  
**Sydney, Australia**  
Architect  
**Johnson Pilton  
Walker PTY Ltd**

Contractor  
**Multiplex**  
Purpose  
**Commercial**





## John Lewis, Birmingham

Location  
**Birmingham, UK**  
Architect  
**Haskoll Architects**

Contractor  
**Mace Ltd**  
Purpose  
**Retail**



SAS**800** Trucell

1 Aldermanbury Square

Location  
**London, UK**  
Architect  
**TateHindle  
Architects**

Contractor  
**Skanska**  
Purpose  
**Commercial**






SAS**810** Tricell

OMERS, 122 Leadenhall Street

Location  
**London, UK**  
Architect  
**HLW International**

Contractor  
**StructureTone Ltd**  
Purpose  
**Commercial**



## SAS140<sup>PLUS</sup> Radiant Chilled

### Ingeni Building

---

Location  
**London**  
Architect  
**Richard Rogers  
Partnership**

Contractor  
**John Sick & Son**  
Purpose  
**Commercial**





SAS200<sup>PLUS</sup>

## Stansted Airport

---

Location  
**Essex, UK**  
Architect  
**Foster + Partners**

Contractor  
**Laing Management  
Consulting**  
Purpose  
**Transport**





SAS**200**<sup>PLUS</sup>

Ropemaker Place, London

Location  
**London, UK**  
Architect  
**Arup Associates**

Contractor  
**Mace Ltd**  
Purpose  
**Commercial**



SAS**330**<sup>PLUS</sup>

## Royal Opera House, Essex

Location  
**Essex, UK**  
Architect  
**Nicholas Hare  
Architects LLP**

Contractor  
**McLaren  
Construction**  
Purpose  
**Leisure**





SAS**330**<sup>PLUS</sup>


## West London Audi

---

Location  
**London, UK**  
Architect  
**Wilkinson Eyre  
Architects**

Contractor  
**Wallrite Ltd**  
Purpose  
**Retail**





SAS**330**<sup>PLUS</sup>

## Trust Tower, Central Market

Location  
**Abu Dhabi, U.A.E**  
Architect  
**Foster & Partners**

Contractor  
**Arabian Construction  
Company WLL**  
Purpose  
**Commercial**



SAS750<sup>PLUS</sup>

## Westfield, Stratford City

Location  
**London, UK**  
Architect  
**Westfield Shopping  
Towns Ltd**

Contractor  
**Westfield Shopping  
Towns Ltd**  
Purpose  
**Retail**





SAS750<sup>plus</sup>

## Westquay Watermark

---

Location  
**Southampton, UK**  
Architect  
**ACME**


Contractor  
**Sir Robert McAlpine**  
Purpose  
**Retail**





SAS**750**<sup>PLUS</sup>





## The Gateway Pavilion

Greenwich, London

Location  
**London, UK**  
Architect  
**Marks Barfield  
Architects**

Contractor  
**Wates**  
Purpose  
**Retail**





SAS<sup>PLUS</sup>

## Alea Casino LCI

---

Location  
**Glasgow, UK**  
Architect  
**Burrows Cave  
International &  
Real Studios**

Contractor  
**Thomas Johnstone  
Ltd**  
Purpose  
**Leisure**




SAS<sup>PLUS</sup>

## Maggie's Centre, London

Location  
**London, UK**  
Architect  
**Rogers Stirk Harbour  
& Partners**

Contractor  
**ROK London (East)**  
Purpose  
**Healthcare**





SAS<sup>PLUS</sup>

## Grand Central, Birmingham

---

Location  
**Birmingham, UK**  
Architect  
**Haskoll Architects**

Contractor  
**Mace Ltd**  
Purpose  
**Retail**

# Perforations



# Perforations | Overview

## SAS Perforation Codes

To aid the specification and understanding of perforation patterns, SAS perforation codes break down into three simple sections.

For example:

# S1820

So, S1820 has a square pitch with 1.8mm punched perforation and 20% open area.

**D**  
Diagonal  
**S**  
Square

The first letter (D or S) indicates whether the pitch is diagonal or square to the edge of the tile.

**18**  
Diameter

The first two numbers indicate the size of the punched hole. 18 indicates 1.8mm diameter.

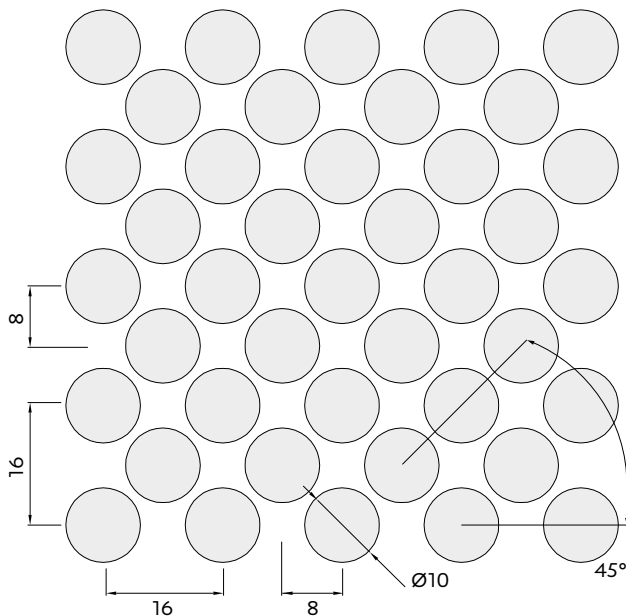
**20**  
Open area

The final two numbers indicate the percentage of open area. 20 indicates a 20% open area (before paint).

**Complete flexibility on perforation subject to acoustic requirements, please contact technical team.**

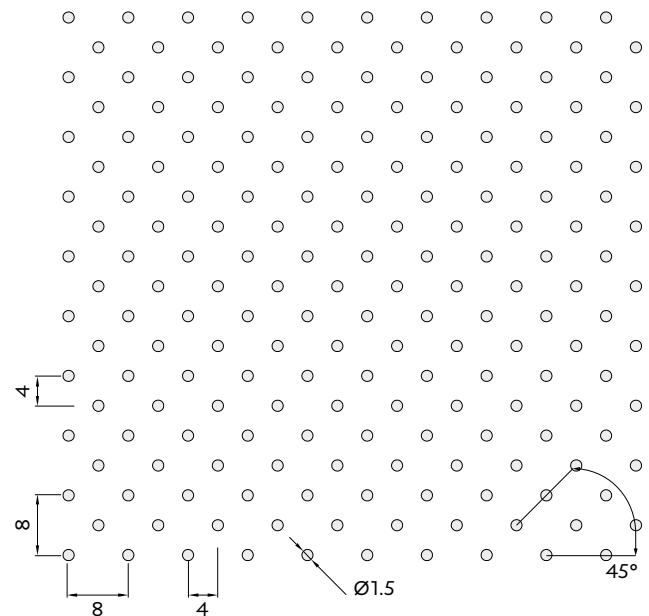
## D1061

Ø10.0mm, 61% Open Area



## D1505

Ø1.5mm, 5% Open Area

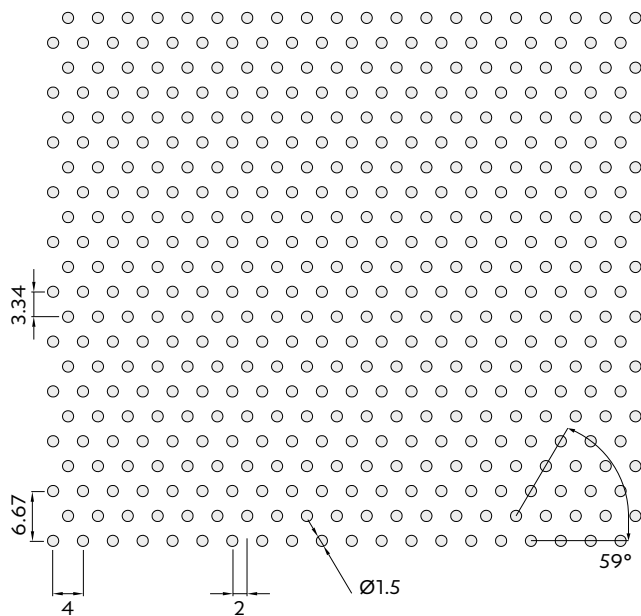


All dimensions are in mm.

# Perforations | Overview

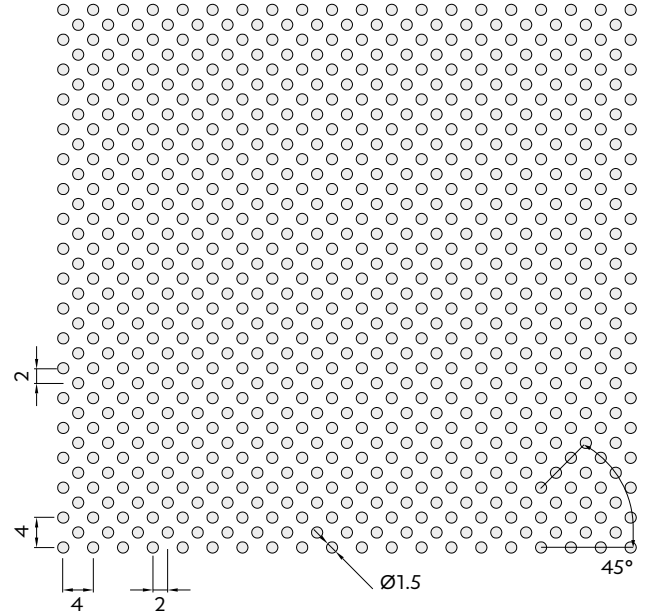
## D1513 \*

Ø1.5mm 13% Open Area



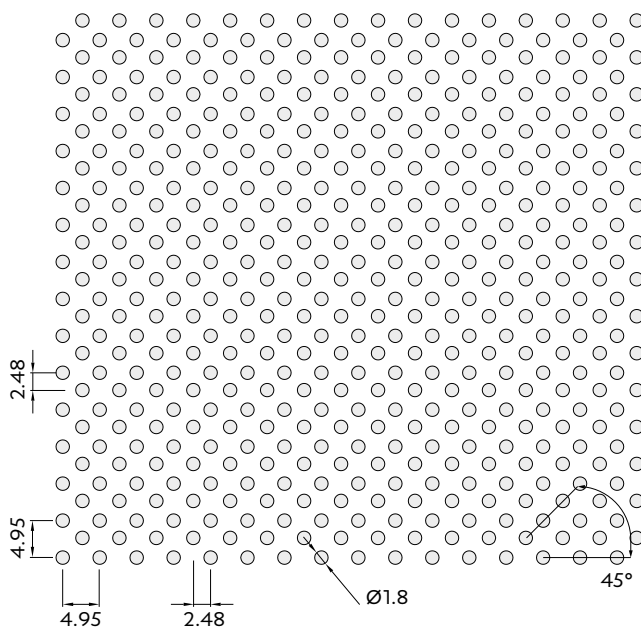
## D1522

Ø1.5mm, 22% Open Area



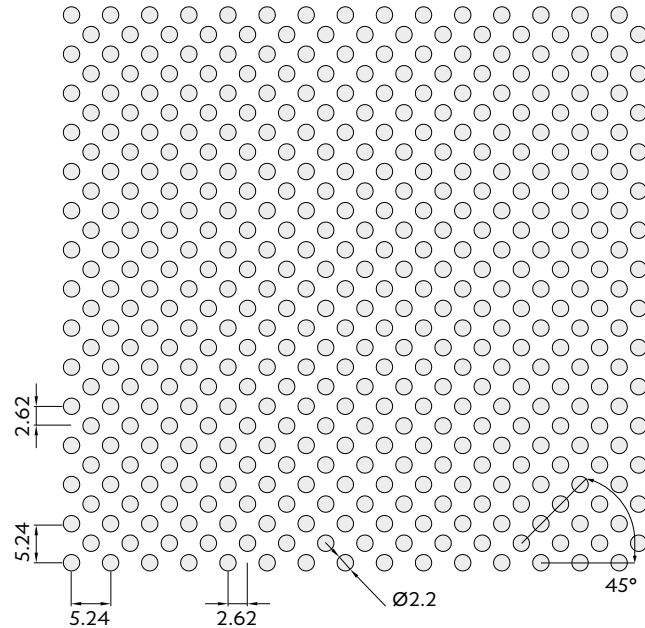
## D1821

Ø1.8mm, 21% Open Area



## D2227

Ø2.2mm, 27% Open Area



\* Perforation appears differently when turned 90°

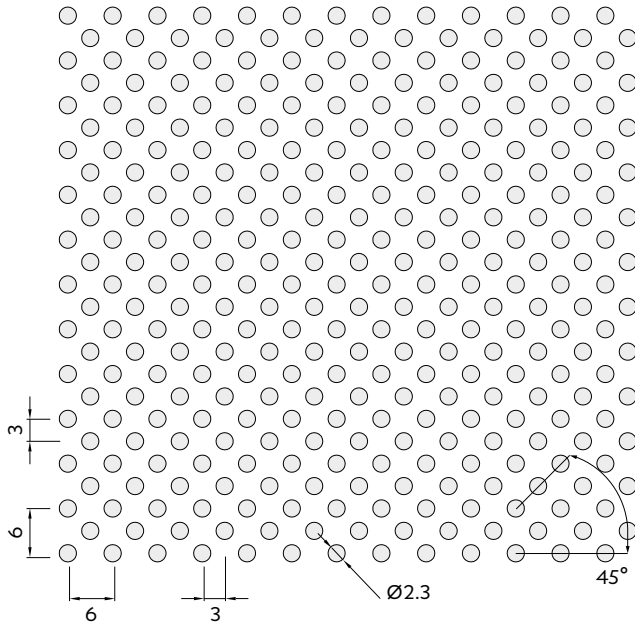
All dimensions are in mm.



# Perforations | Overview

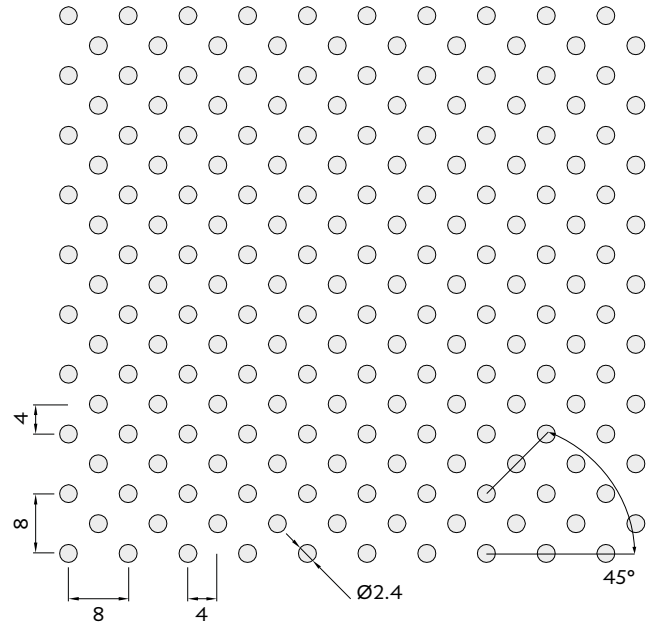
## D2324

Ø2.3mm, 24% Open Area



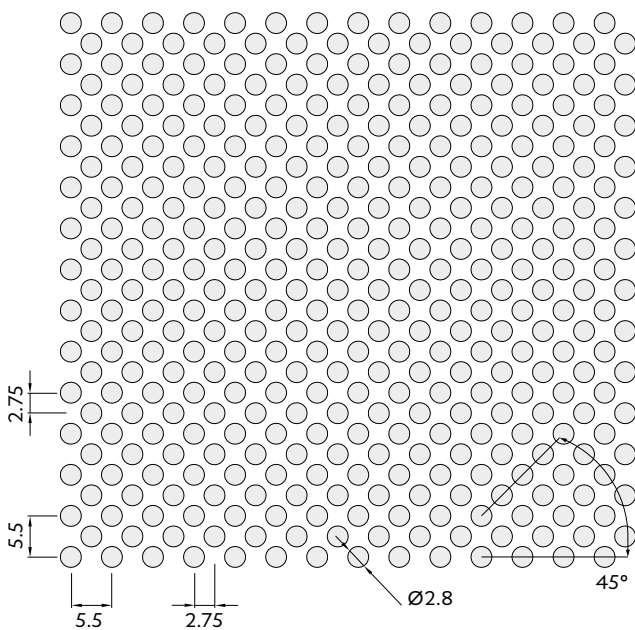
## D2414

Ø2.4mm, 14% Open Area



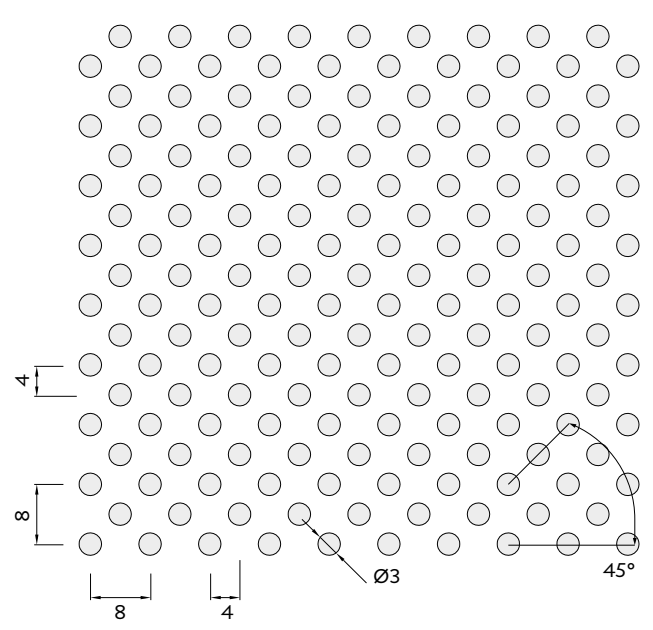
## D2841

Ø2.8mm, 41% Open Area



## D3022

Ø3.0mm, 22% Open Area

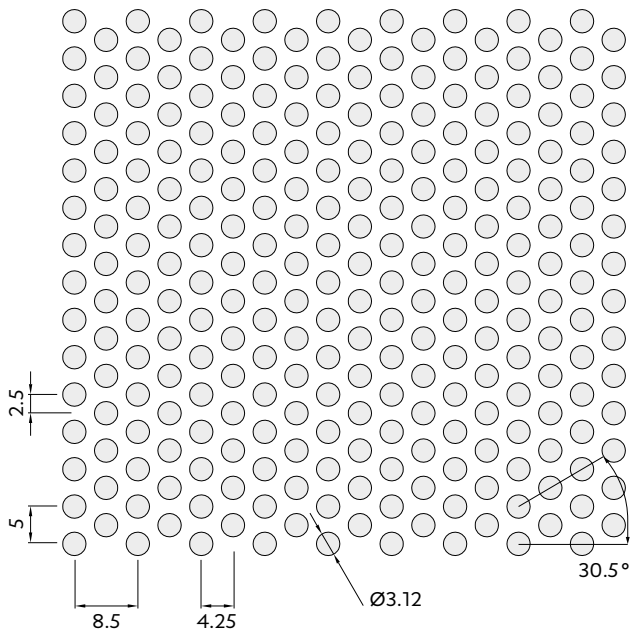


All dimensions are in mm.

# Perforations | Overview

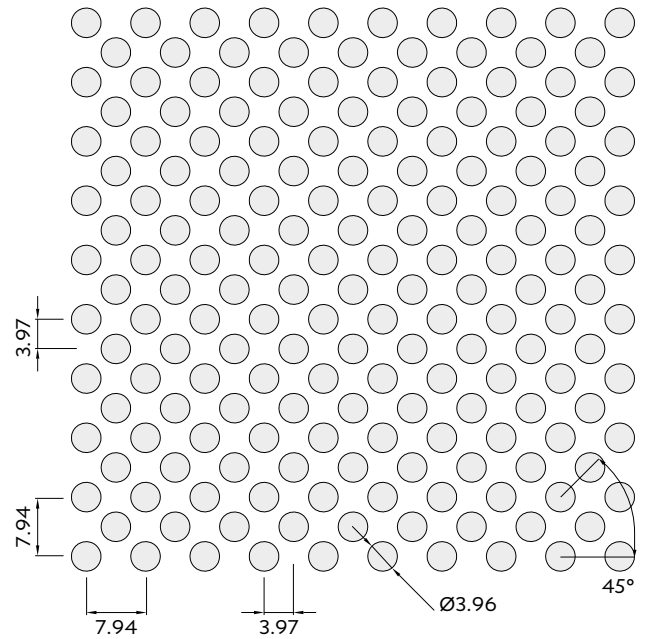
## D3136 \*

Ø3.12mm, 36% Open Area



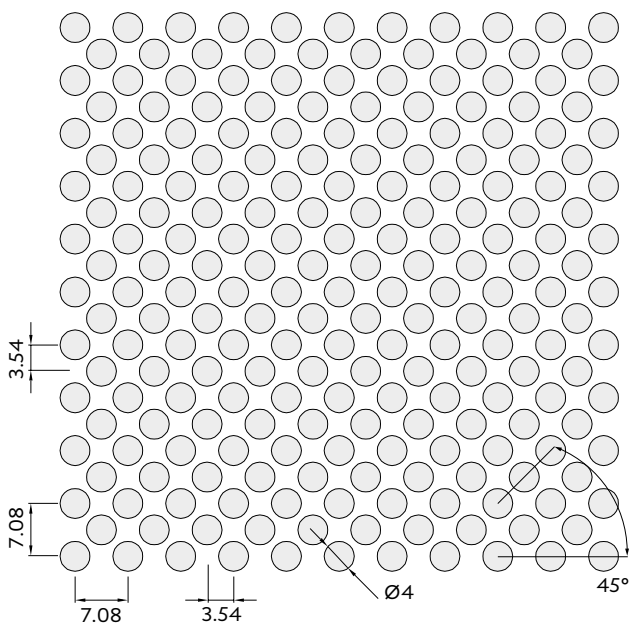
## D3939

Ø3.96mm, 39% Open Area



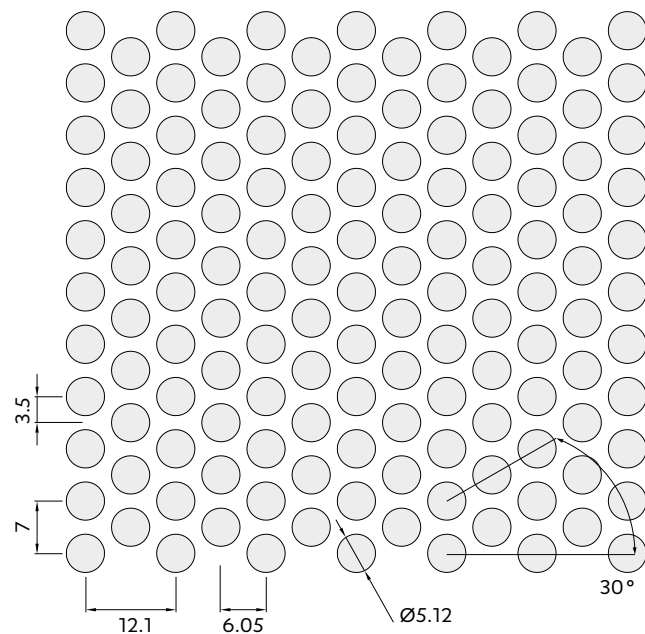
## D4050

Ø4.0mm, 50% Open Area



## D5149 \*

Ø5.12mm, 49% Open Area



\* Perforation appears differently when turned 90°

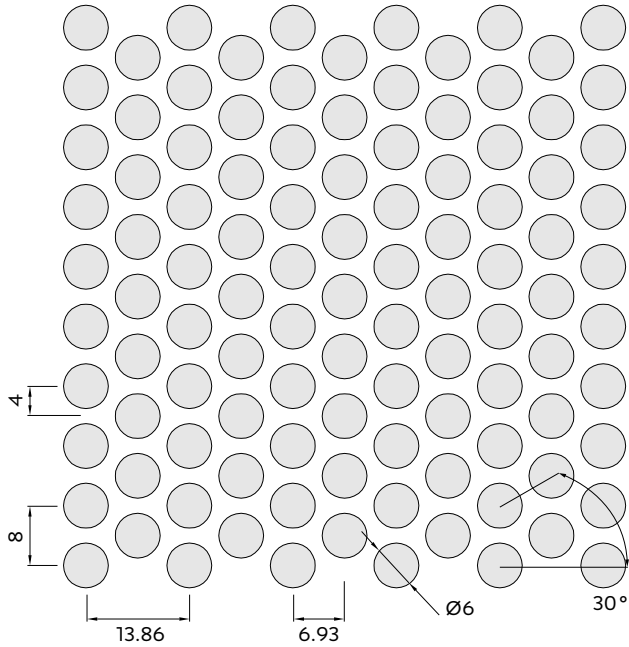
All dimensions are in mm.



# Perforations | Overview

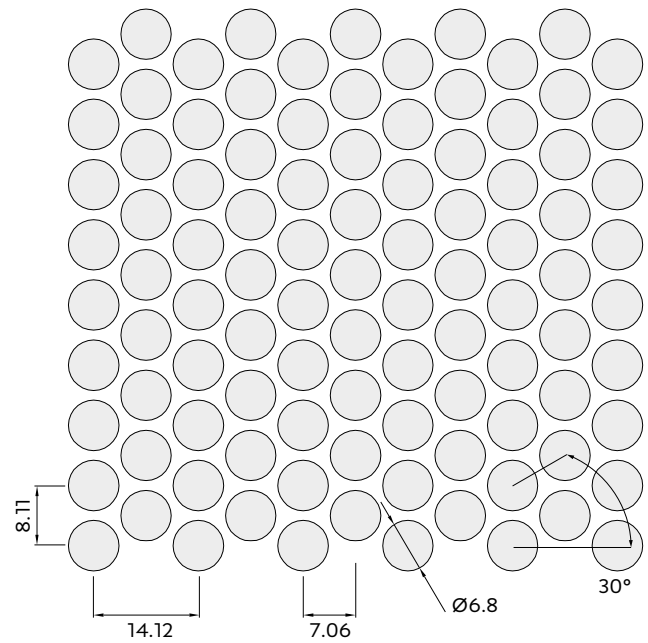
## D6051 \*

Ø6.0mm, 51% Open Area



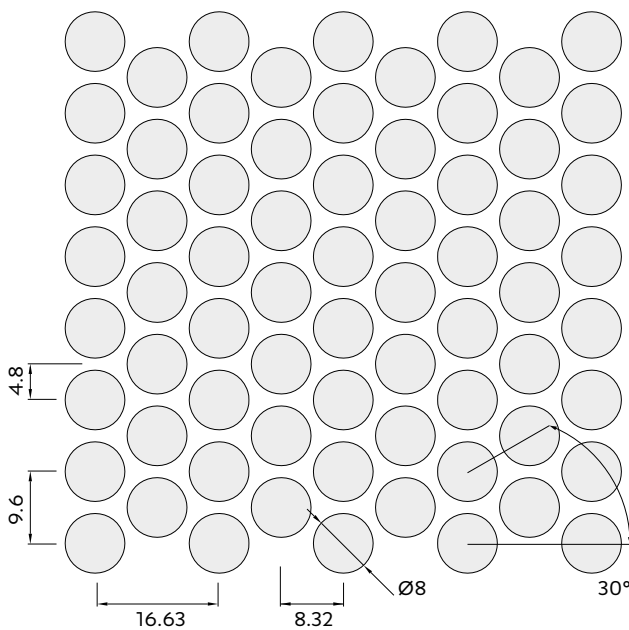
## D6863 \*

Ø6.8mm, 63% Open Area



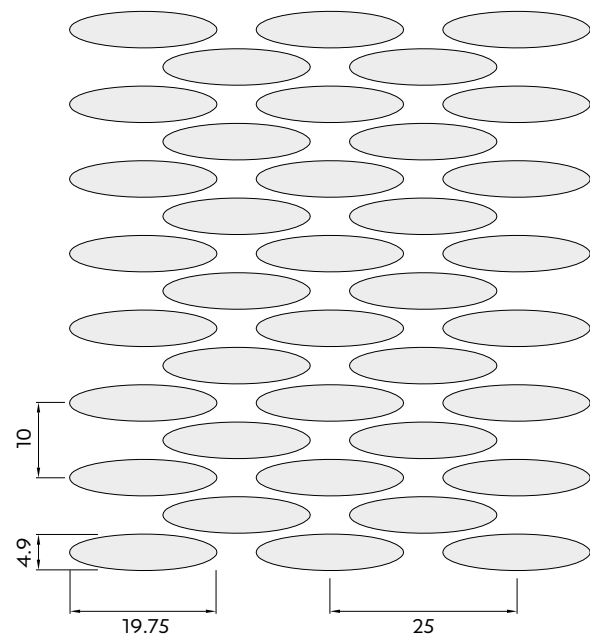
## D8063 \*

Ø8.0mm, 63% Open Area



## EL60 \*

19.75 x 4.9mm, 60% Open Area



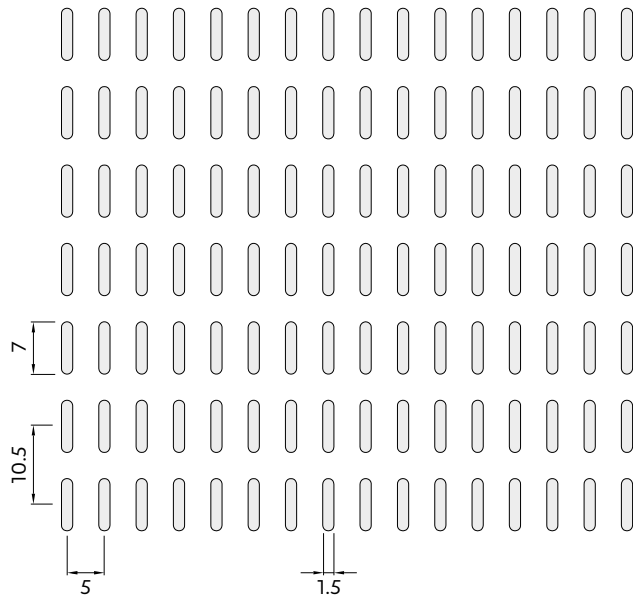
\* Perforation appears differently when turned 90°

All dimensions are in mm.

# Perforations | Overview

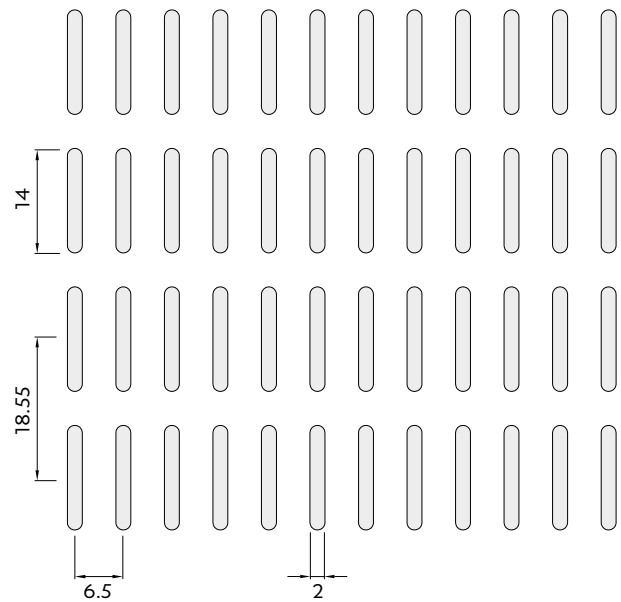
## OB19 \*

1.5 x 7.0mm, 19% Open Area



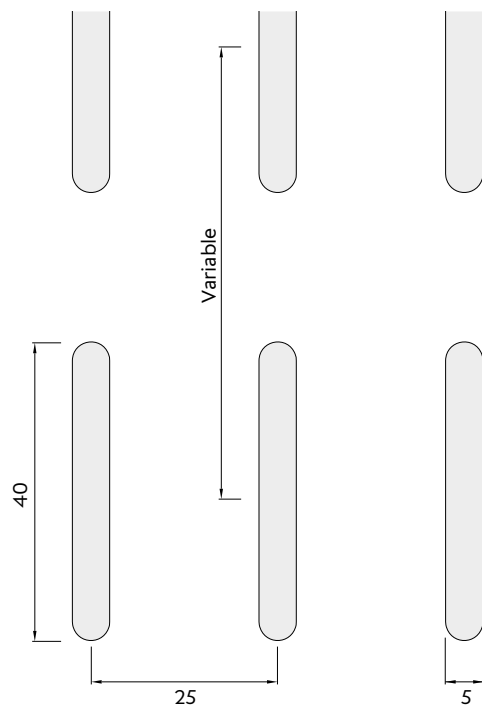
## OB23 \*

2.0 x 14.0mm, 23% Open Area



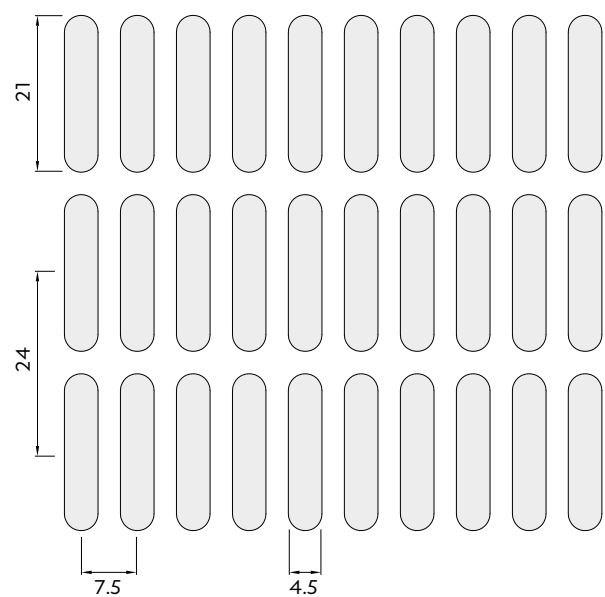
## OB40 \*

5 x 40.0mm, Dependent on pitch



## OB50 \*

4.5 x 21.0mm, 50% Open Area



\* Perforation appears differently when turned 90°

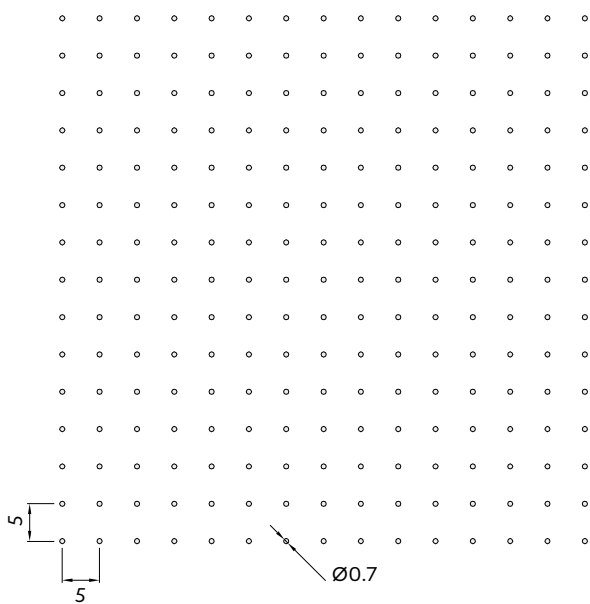
All dimensions are in mm.



# Perforations | Overview


## S0702 Ultramicro

Ø0.7mm, 2% Open Area



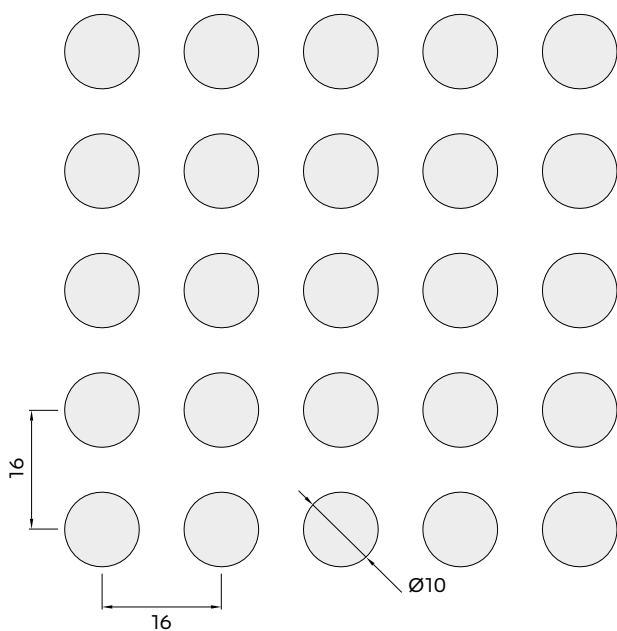
## S1003 Ultramicro

Ø1.0mm, 3% Open Area



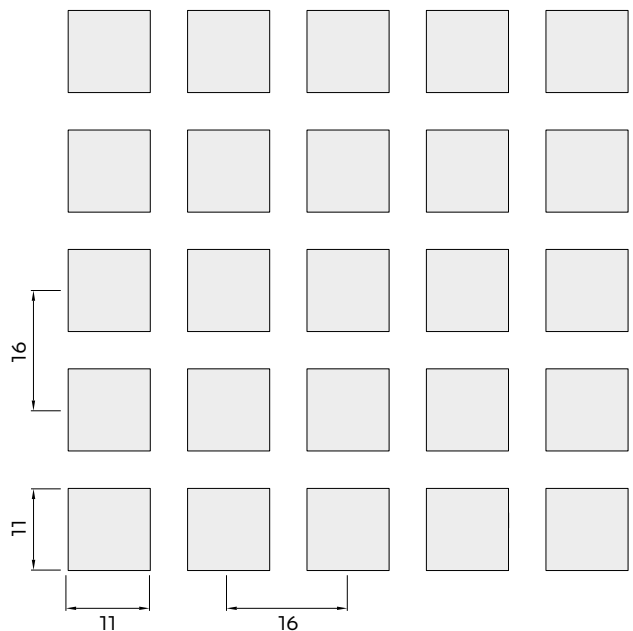
## S1030

Ø10.0mm, 30% Open Area



## S1147

11.0 x 11.0mm, 47% Open Area

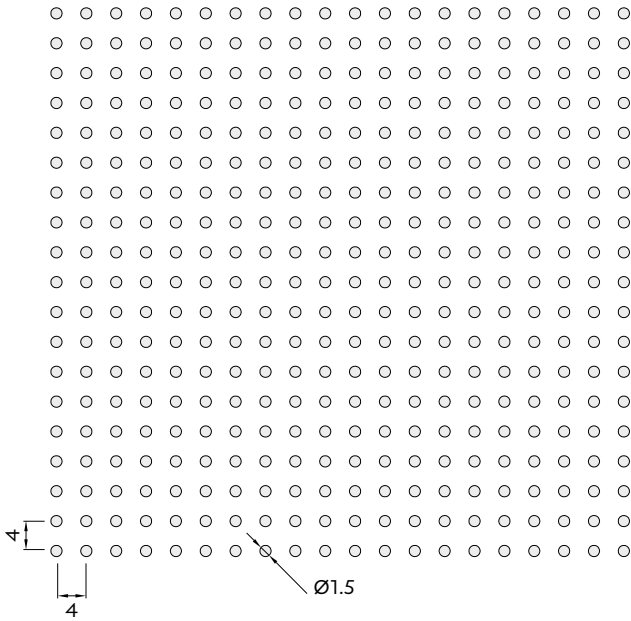


All dimensions are in mm.

# Perforations | Overview

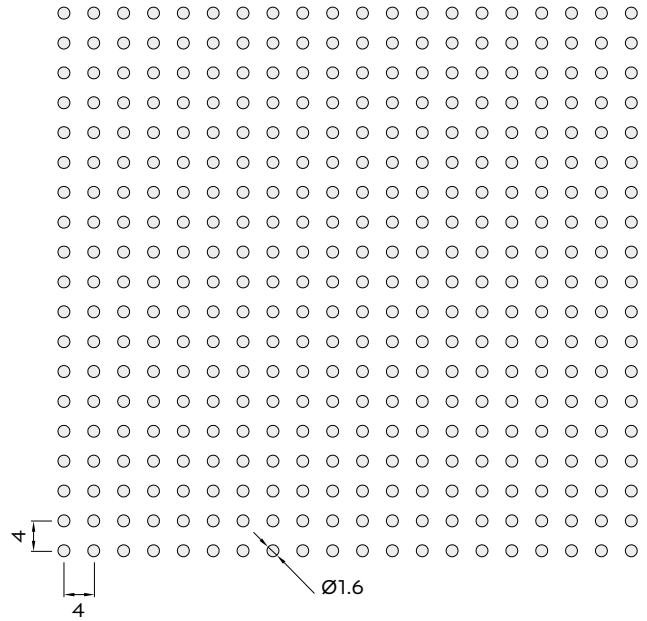
## S1511

Ø1.5mm, 11% Open Area



## S1612

Ø1.6mm, 12% Open Area



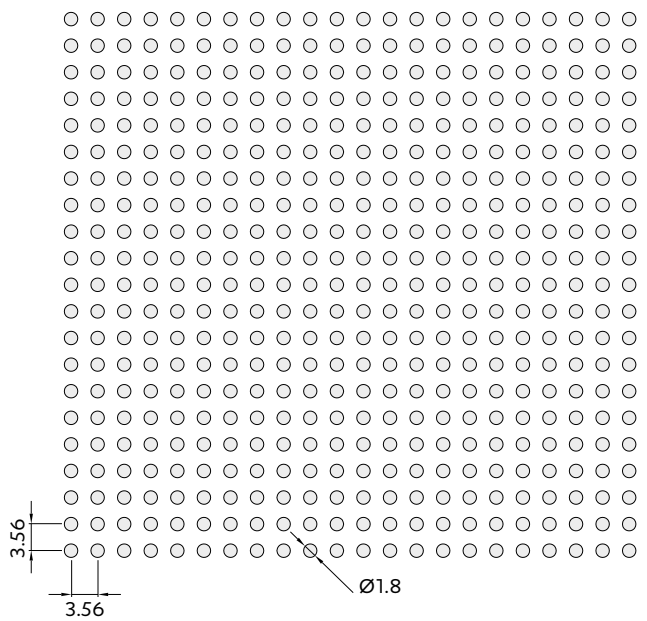
## S1810 \*

Ø1.8mm, 10% Open Area



## S1820

Ø1.8mm, 20% Open Area



\* Perforation appears differently when turned 90°

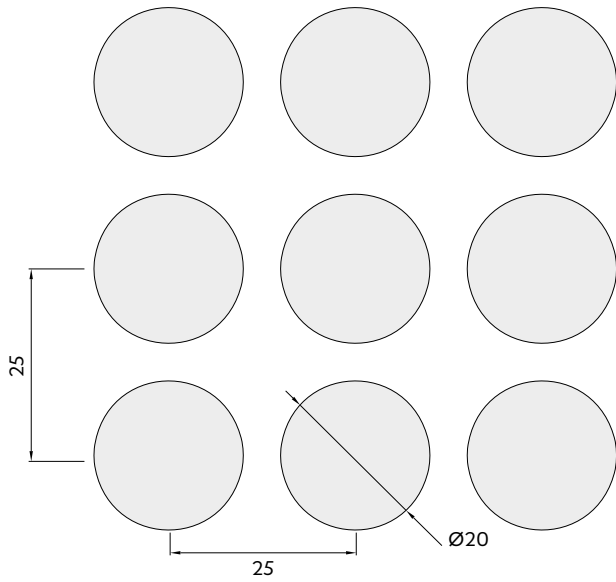
All dimensions are in mm.



# Perforations | Overview

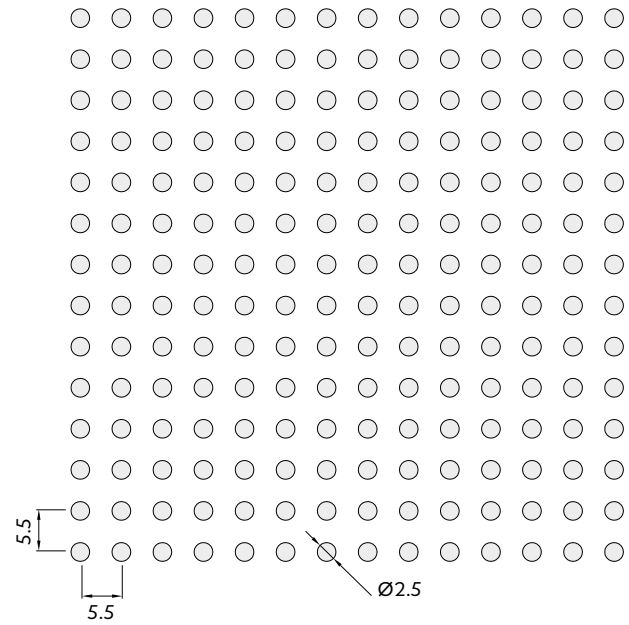
## S2051

Ø20.0mm, 51% Open Area




## S2516

Ø2.5mm, 16% Open Area



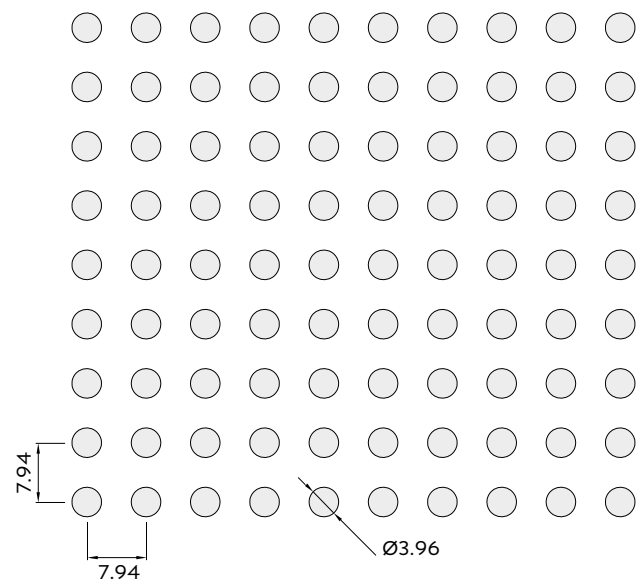
## S3011

Ø3.0mm, 11% Open Area



## S3920

Ø3.96mm, 20% Open Area



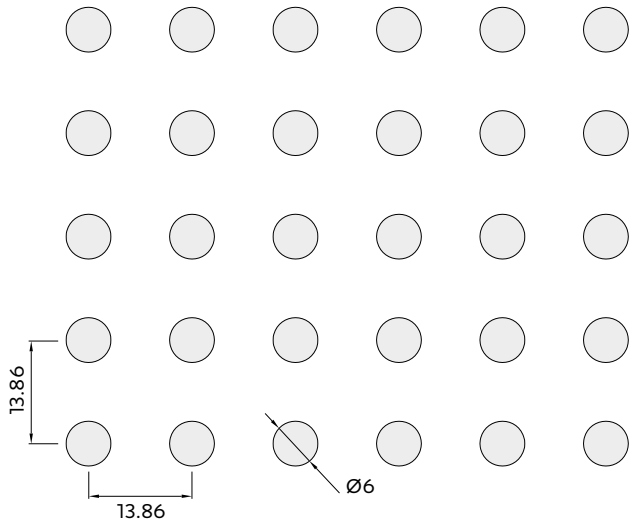
All dimensions are in mm.

# Perforations | Overview


---

## S6015

Ø6.0mm, 15% Open Area




All dimensions are in mm.



**S1003**

---






**S1511**

---






**D1513**

---






**D1522**

---






**D2324 / S1030**

---







Top  
**D4050**

Bottom  
**EL60**






Fluted perforation (bespoke)





Mesh

# Mesh | Overview



An increasingly popular material option, mesh is an ideal choice to achieve contemporary design aesthetics and is an alternative option to exposed soffit. Across commercial, transportation, retail, leisure and educational sectors, we work directly with architects, designers and contractors to meet the desired aesthetic and functional needs of the project.

SAS Mesh has a wide range of pattern and finish options and can be manufactured to the specifiers shape and design.

---

## System Features

Specified for its textured appearance, the additional main features of SAS International mesh panels include:

- Compatible with multiple SAS systems
- Available in six patterns and the full range of RAL colours
- Incorporates M&E services and complex building layouts
- Adjustable to bespoke designs

---

## Tile Shape & Design

Mesh can be designed and manufactured in a wide range of patterns including profiles that are round, square, diamond and hexagonal.

For best results and to maximise the strength of the material, mesh should be specified with the long-way pattern direction across the tile width.

Specification considerations for mesh include:

- Visible face ('A' face as standard)
- Open view orientation
- Longway direction (across width as standard)
- Pattern selection
- Finishes and integration requirements

---

## Bespoke Designs

Non-standard, bespoke options can also be manufactured to specification. Please contact our technical design team for more information on bespoke mesh patterns and applications, access, security, service integration and load support.

---

## Finishes Availability

- Coating – Polyester powder coat
- Colour – Available in a full range of RAL PPC

---

## Lighting and Integration

Various effects can be achieved using light location. From discreet illumination to bold up-lighting, the expanded metal provides multiple possibilities.

Like other suspended metal ceilings, the system can also be designed with cut outs for lights and sensors. For precise and secure integration, flanged lights and vents are recommended and should be independently supported.

---

## Texture (A and B side)

The mesh manufacture process results in the material having a different appearance depending on which face is visible. Tiles are manufactured with the 'A Face' visible as standard but if desired the 'B face' could be specified as the finished face.

The 'A' side of the tile is smoother with more gentle curves while the "B" side has a more pronounced texture. Depending on aesthetic preference, specifiers will need to choose their preferred visible face.

---

## Acoustic Performance

Acoustic mineral wool pad tissue wrapped.

Other acoustic treatments are available, depending on project requirement. Please contact our technical department for more information.

---

## Storage and Handling

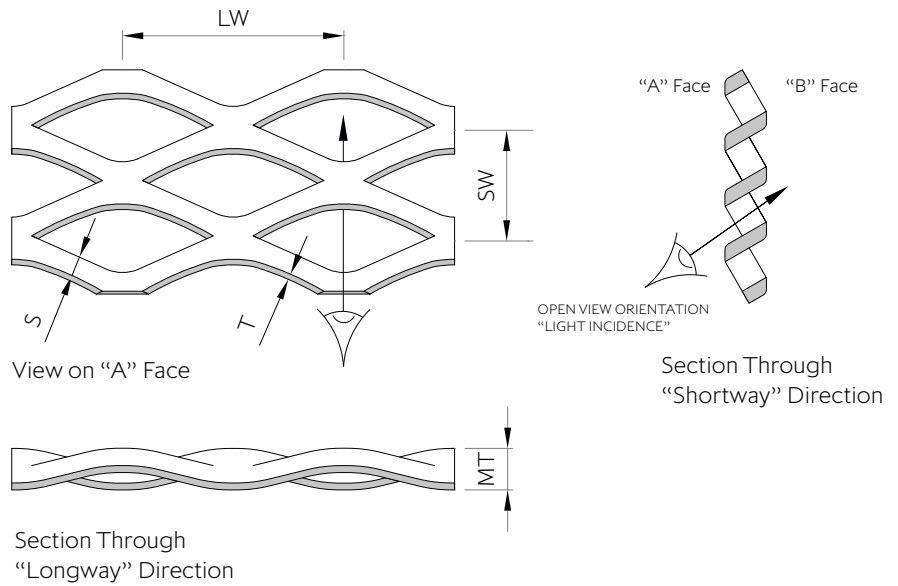
Full PPE must be worn due to the nature of mesh.



# Mesh | Overview

## Orientation

Mesh is an excellent architectural material because of its textured surface providing depth and visual interest. The appearance of mesh changes when viewed from different angles defined as 'open view' and 'closed view'. The 'open view' allows light to pass through the gaps while the 'closed view' reflects light on the surface depending on the viewer's perspective.



- LW** Long Way
- SW** Short Way
- S** Strand Width
- T** Strand Thickness
- MT** Mesh Thickness

## Compatible Systems

SAS systems compatible with mesh are:

- SAS130
- SAS200 and SAS205
- SAS320 and SAS330
- SAS600 rafts

Name	Reference	System Compatibility					Pattern Sw (mm) LW x SW – S x T	Open Area % (approximate)
		130	200/205	320	330	600		
Celtic	SAS-DL						43 x 13 – 2.5 x 1.5	60%
Tene	SAS-DML						28 x 10 – 2 x 1.5	55%
Brig	SAS-DM						16 x 8 – 2 x 1	50%
Tara	SAS-DS						10 x 5.8 – 1.5 x 1	47%
Kells	SAS-HM						15 x 6.5 – 1.3 x 1	63%
Vix	SAS-HS						10 x 5 – 1 x 1	58%

Non-standard, bespoke options can also be manufactured to specification. For more information on bespoke mesh patterns and applications, please contact our technical design team.

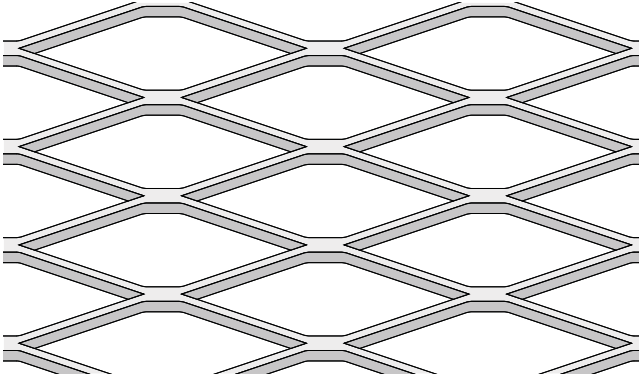
# Mesh | Overview

---

## Celtic

Reference: SAS-DL

Size (mm): 43 (LW) x 13 (SW) – 2.5 (S) x 1.5 (T)

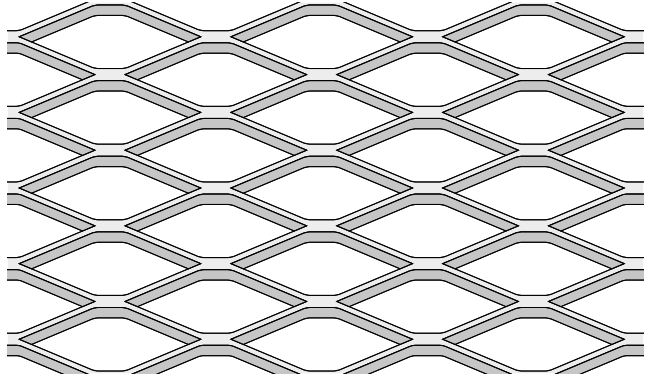


---

## Tene

Reference: SAS-DML

Size (mm): 28 (LW) x 10 (SW) – 2 (S) x 1.5 (T)




---

## Brig

Reference: SAS-DM

Size (mm): 16 (LW) x 8 (SW) – 2 (S) x 1 (T)




---

## Tara

Reference: SAS-DS

Size (mm): 10 (LW) x 5.8 (SW) – 1.5 (S) x 1 (T)

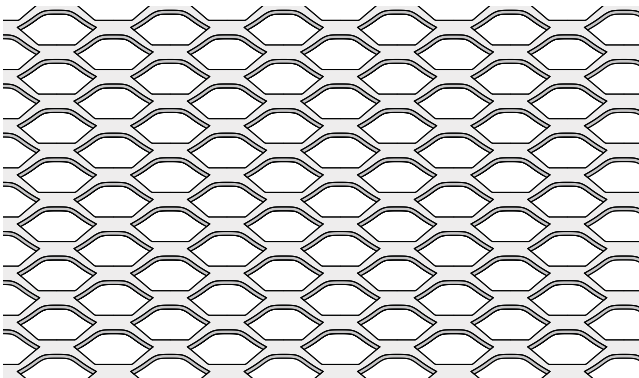


---

## Kells

Reference: SAS-HM

Size (mm): 15 (LW) x 6.5 (SW) – 1.3 (S) x 1 (T)

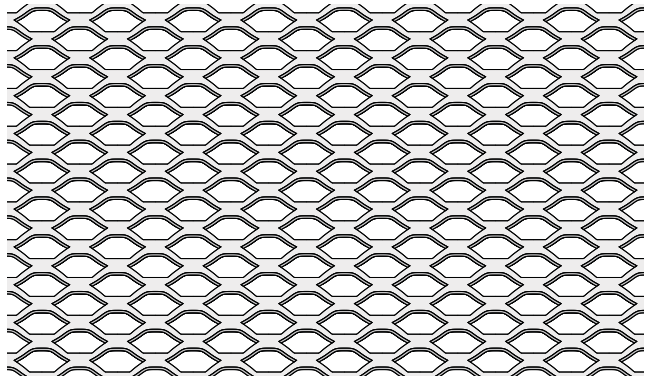


---

## Vix

Reference: SAS-HS

Size (mm): 10 (LW) x 5 (SW) – 1 (S) x 1 (T)







**Celtic**  
**A Face**



**B Face**



**Tene**  
**A Face**




**B Face**





**Brig**  
**A Face**




**B Face**



**Tara**  
**A Face**



**B Face**







---

**Kells**

**A** Face




**B** Face




---

**Vix**

**A** Face



**B** Face







Mesh

Atrium

Location  
**Dublin, Ireland**  
Architect  
**Plus Architecture**

Contractor  
**Mac Interiors**  
Purpose  
**Commercial**



# Finishes

# Finishes

Strategic investment in quality aesthetics offers a significant return. On average, 80% of operational spend within an organisation can be attributed to staff-related costs. Beautiful interiors attract staff, increase their retention, positively improve employee wellbeing and communicate the right values to potential clients. A desirable building in the right location minimises these staff-related costs, improving profitability for both occupiers and owners.

---

## PPC

Polyester powder coating is the process of electrostatically applying dry powder to a substrate and heating to melt the powder forming a 'skin' around the material.

The main benefits of this process over traditional wet paint is the durability of the finish, additionally no solvents are required during the application process.

PPC is typically a smooth finish available in a range of gloss levels however textured finishes are available and give the illusion of a lower gloss level.

Antibacterial and Anti-graffiti variants are also available.

---

## Enhanced Performance PPC

Enhanced performance PPC is designed to be used in corrosive environments. Specialised powder and additional processes during the application ensure paint can withstand harsh environments.

---

## Anodised Aluminium

Anodising is the process of finishing on aluminium using electrical currents, this gives an altered aesthetic and improved corrosion resistance. A wide variety of colours and surface treatments are available, please enquire for further details.

**Please note** Aluminium will normally be used as the base material. Fixings and cut details will need to be carefully reviewed to ensure the integrity of the finish is not compromised.

---

## Special PPC's

Special PPC's are bespoke powders designed to simulate certain materials. There is a vast array of finishes available such a mirror finishes, high gloss and anodic effects. Please enquire for further details.

---

## Timber Effect

Timber effect paint finishes give the effect of real wood, however offer the benefits of metal. They can be perforated to give a high level of acoustic absorption, larger panels are possible due to lighter weight, stability of product and higher reaction to fire performance. Almost any timber can be replicated through a number of processes.

---


## Natural Finishes

Exposing the natural finish of the material is also possible. A range of techniques, from clear powder coat to hand applied patination are possible. Unfinished metal is never recommended and processing marks will be visible whenever exposing the natural finish of the base material.

**For further information on finishes please contact the technical design team.**



# SAS120



A simple suspended ceiling system with concealed grid, clip-in tiles and secure void option.

SYSTEM GROUP	GRID
Suspended ceiling	Concealed grid SAS Spring Tee suspension

TILE	
Clip-in	Bevelled edges   Closed butt-joints

ACOUSTICS	
<b>A-D</b>	<b>15-41dB</b>
Absorption class	Insulation


ACCESS	SYSTEM WEIGHT	LIFE EXPECTANCY
	<b>9kg/m<sup>2</sup></b> Approx.	<b>25yr</b>
Full – pull down access	Based on 600 x 600mm tiles 36mm deep*	In excess of

**\*Note** This includes the entire system and full associated components (suspension, tile, acoustic pad and associated fixings.)

# SAS PLUS

## HAVE A QUESTION?

Configurable with other products. Call us.  
Contact us on [enquiries@sasintgroup.com](mailto:enquiries@sasintgroup.com)



SAS120 is ideally suited to interiors requiring frequent cleaning regimes or an economical solution to secure void access. Clip-in systems allow for upward cleaning pressure without dislodging or displacing tiles. If required, voids can be secured through the use of a simple clip mechanism.

Hospitals and food preparation areas are ideal examples of appropriate environments, however the system is suitable for numerous applications.

#### Module Sizes (mm) with 4mm bevel

300 x 300	500 x 500
300 x 600	500 x 1500
300 x 900	600 x 600
300 x 1200	600 x 1200
300 x 1500	750 x 750 with 2mm bevel

Bespoke module sizes and shapes are available on request.

#### Access

**Downward Demountable** – The void is completely accessible with the use of a simple tool.

Alternatively, in areas where security is paramount optional security clips are available. This restricts access to the void to minimise security concerns.

#### Finishes

SAS120 is available in all standard SAS finishes, please refer to page 111. Bespoke finishes are available on request.

#### Perforations

Typically supplied with 1522 (available as stock item), 1820 or 2516. For our full range of perforations, please refer to page 85. Bespoke perforations are also an option.

#### Acoustic Materials

Acoustic mineral wool pad with black tissue face, foil back and sides. Other acoustic materials are available please refer to page 22.

**Please note** SAS120 is not suited to all SAS acoustic materials due to maximum loads on clip-in systems.

#### Service Integration


Tiles can be formed with apertures during manufacturing and post painted for integration with lights and other services.

**Please note** SAS tiles will support loads up to 2.5Kg. SAS pattresses can be used to support loads up to 6Kg. Anything in excess of 6Kg requires independent suspension.

#### Technical Support

Please contact our technical team for all questions relating to access, security, bespoke features, acoustics, service integration or load support.

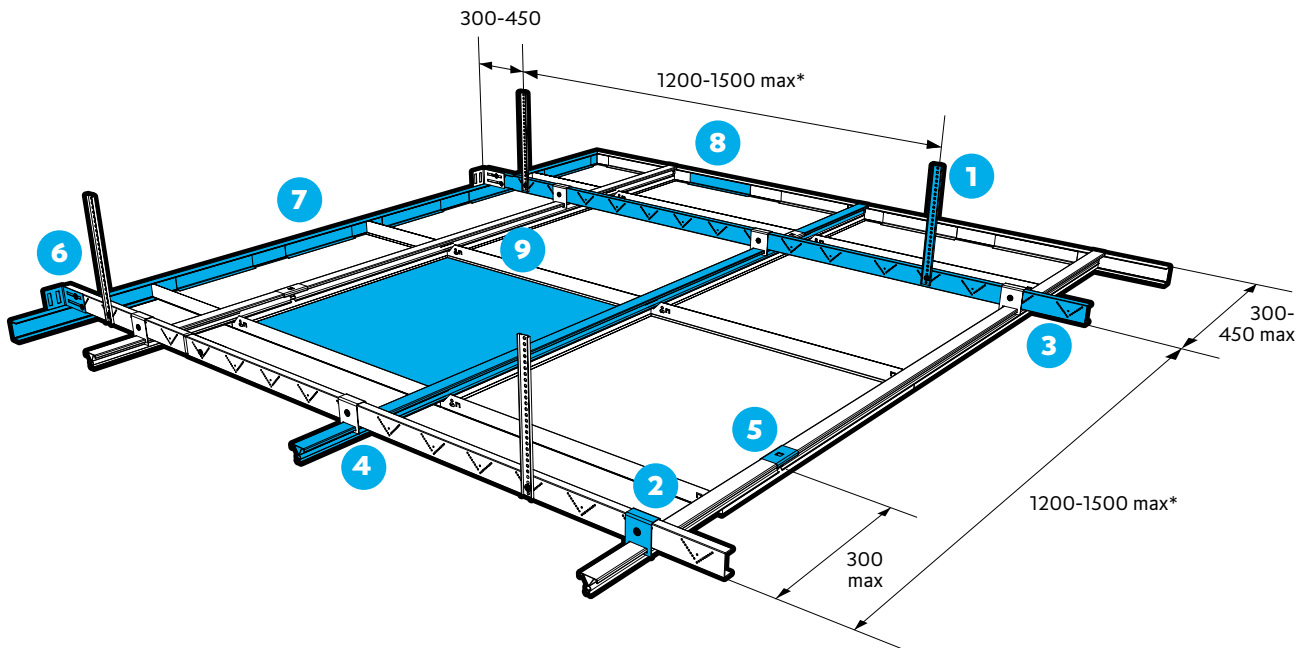




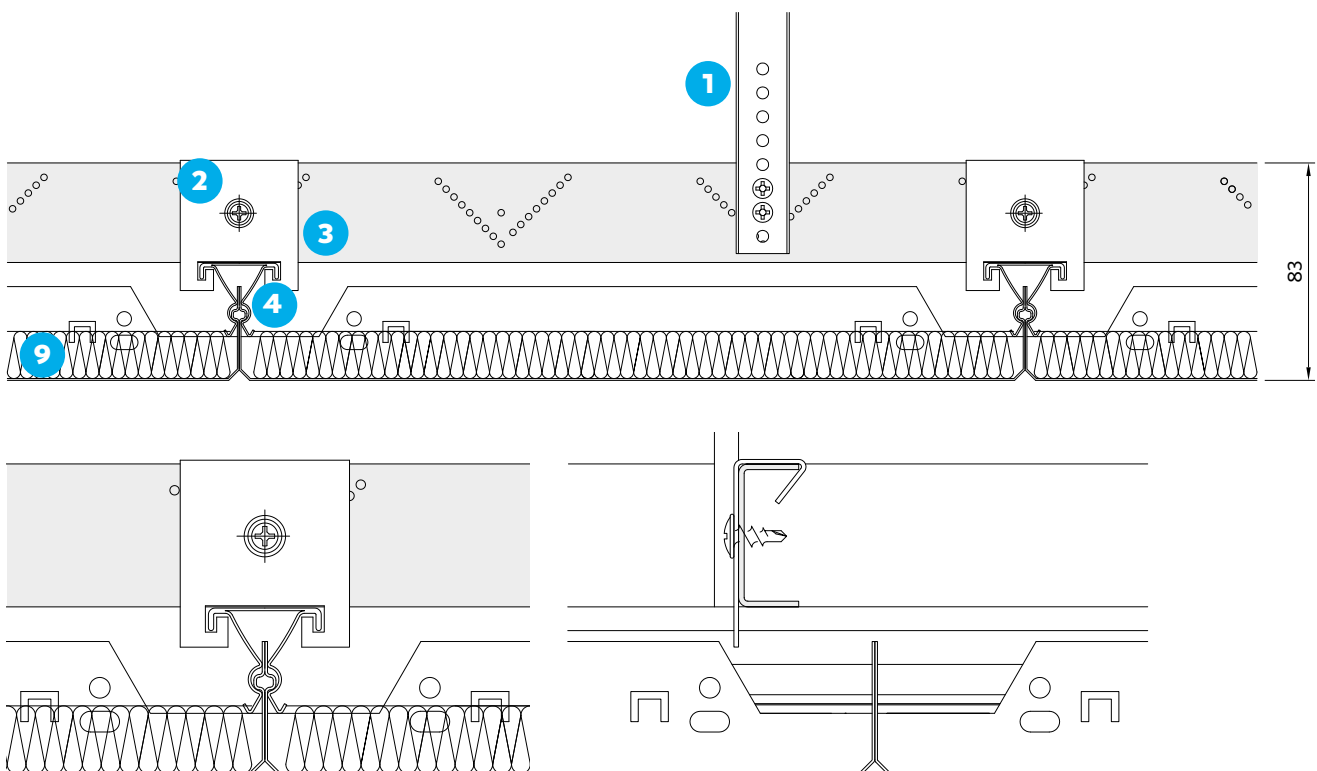
## Perspective Drawing

- 1 Emac Hanger
- 2 Suspension Bracket
- 3 Emac Primary Channel
- 4 Emac Spring Tee
- 5 Emac Spring Tee Splice
- 6 Emac Wall Anchor
- 7 Perimeter Trim
- 8 Perimeter Wedge
- 9 SAS 120 Clip-in Tile

\*Lightweight installations only, see page 286 for full details.



## Section and detail drawings



All dimensions are in mm.



SAS**120**

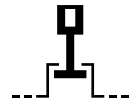
@waterloo

Location  
**London, UK**  
Architect  
**Magyar Marsoni  
Architects**

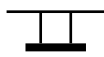

Contractor  
**BW Interiors Ltd**  
D&B Contractor  
**Peldon Rose Ltd**  
Purpose  
**Commercial**


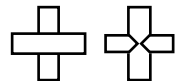


# SAS130



Lay-in, exposed grid modular suspended ceiling system, offering flush or tegular finishes and partitioning integration.

SYSTEM GROUP	GRID
	
Suspended ceiling	Exposed grid – SAS Tee Grid or SAS Alugrid variants

TILE	GRID
	
Lay-in	Butt-cut junctions or precise mitred joints

ACOUSTICS	
<b>A-D</b>	<b>15-45dB</b>
Absorption class	Insulation

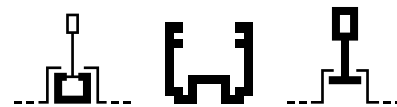
ACCESS	SYSTEM WEIGHT	LIFE EXPECTANCY
	8mm tiles approx. <b>5kg/m<sup>2</sup></b> 16mm tiles approx. <b>7.5Kg/m<sup>2</sup></b> 19mm tiles approx. <b>10.75Kg/m<sup>2</sup></b>	<b>25yr</b>
Lift and tilt	Based on 600 x 600mm tiles*	In excess of

**\*Note** This includes the entire system and full associated components (suspension, tile, acoustic pad and associated fixings.)

# SAS PLUS

## HAVE A QUESTION?

Configurable with other products. Call us.  
Contact us on [enquiries@sasintgroup.com](mailto:enquiries@sasintgroup.com)



SAS130 offers either a flush (Alugrid) or tegular (Tee Grid) finish metal ceiling, depending on aesthetic preference. Lay-in tiles are quick to mount and dismount offering simple access to the ceiling void.

The suspended ceiling integrates seamlessly with both partitioning and signage for hassle free installations (Alugrid Q). The system can also form an airtight seal (with Alugrid Cleanseal) for air management and moisture control applications. Typical applications of SAS130 include commercial offices, Data Centres and labs.

## Module Sizes (mm)

500 x 500	Bespoke module sizes and shapes are available on request.
600 x 600	
750 x 750	

## Access

The void is completely accessible by removing the lay-in tiles, with no need for specialist tools.

## Finishes

SAS130 is available in all standard SAS finishes, please refer to page 111. Bespoke finishes are available on request.

## Perforations

Typically supplied with 1522 (available as stock item), 1820 or 2516. For our full range of perforations, please refer to page 85. Bespoke perforations are also an option.

## Acoustic Materials

Acoustic mineral wool pad with black tissue face, foil back and sides. Other acoustic materials are available, please refer to page 22.

## Service Integration

Tiles can be formed with apertures during manufacturing and post painted for integration with lights and other services.

**Please note** Alugrid-Q sections can be supplied with “bird’s mouth” mitres on one side only. These form a flush abutment to lighting and other services resting directly on the grid. These sections are suitable for ceilings where the services are of a larger modular size than the ceiling tiles.

**Please note** SAS130 can support additional loads up to 3Kg. This is based on a point or uniformly distributed load over 0.36m<sup>2</sup>, with hanger centres positioned 1200mm apart, maximum. For loads greater than 3Kg, SAS recommends using independent suspension.

## Airtightness and Acoustics

The Alugrid-P Cleanseal grid option creates an airtight barrier between the grid and tile. This stops unwanted dirt getting in behind or falling through the tile. This can be a highly desirable trait in labs and Data Centre applications.

## Partitioning and Signage


The continuous linear thread form allows the easy location and relocation of partition heads by means of an M6 bolt. The design of Alugrid-Q means this can happen repeatedly without causing damage. This same feature also allows for hanging signs and other lightweight features.



## Technical Support

Please contact our technical team for all questions relating to access, security, bespoke features, service integration or load support.

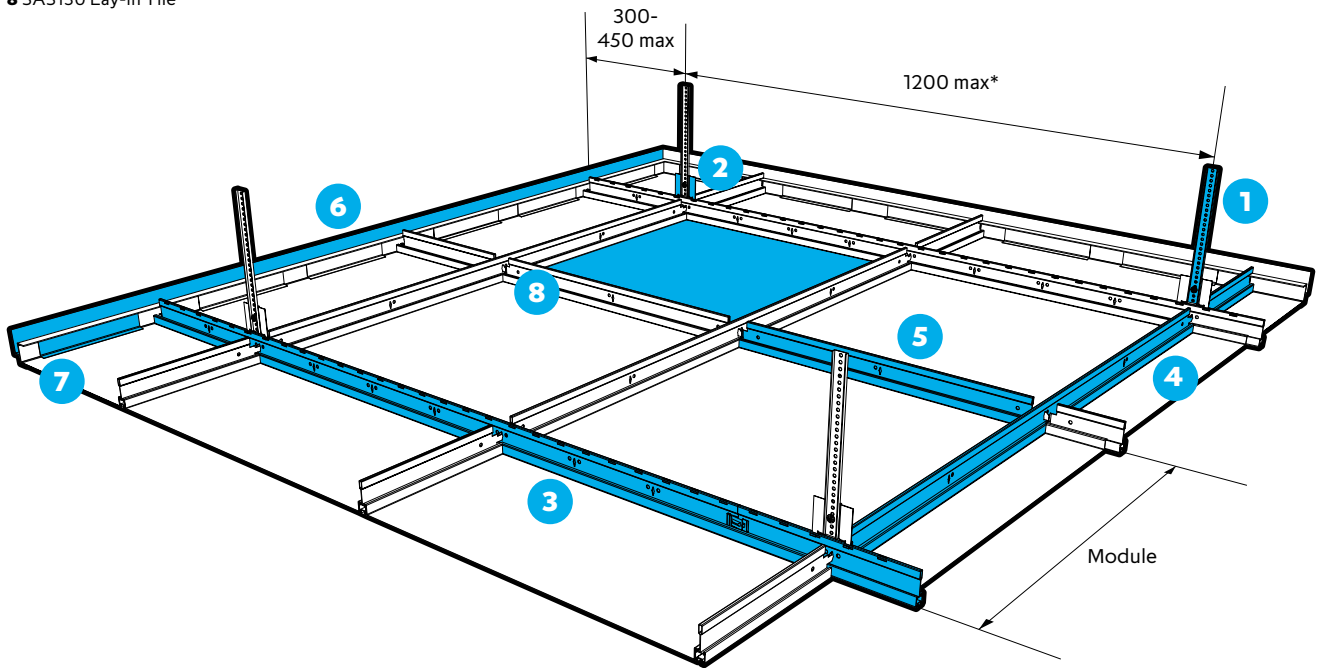




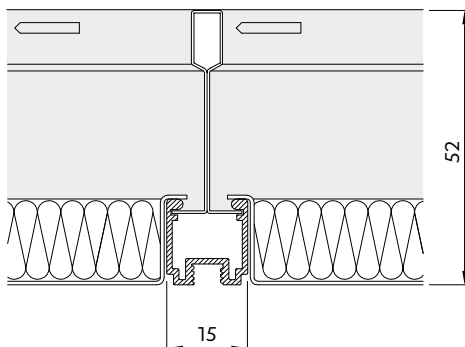
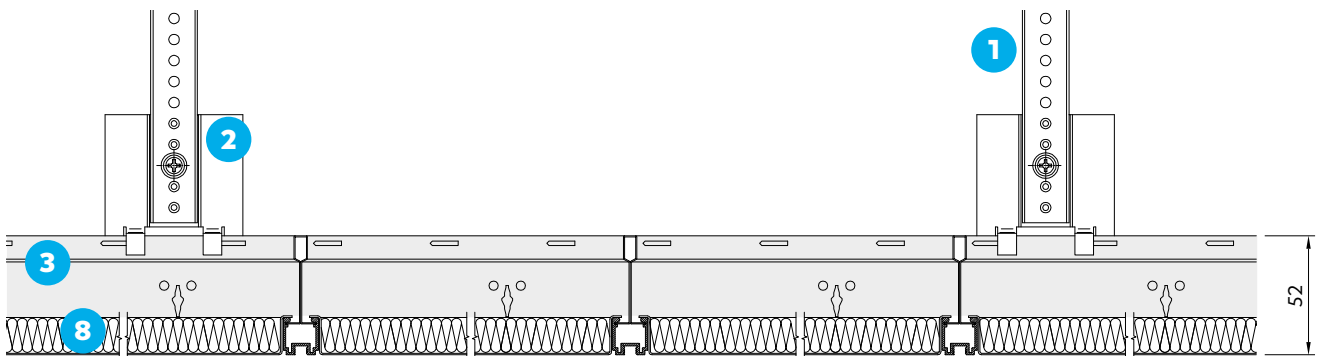
## Perspective Drawing

- 1 Emac Hanger
- 2 Emac Suspension Bracket
- 3 Main Tee
- 4 Cross Tee
- 5 Noggin
- 6 Perimeter Trim
- 7 Perimeter Wedge
- 8 SAS130 Lay-in Tile

\*Lightweight installations only, see page 286 for full details.




## Section and detail drawings



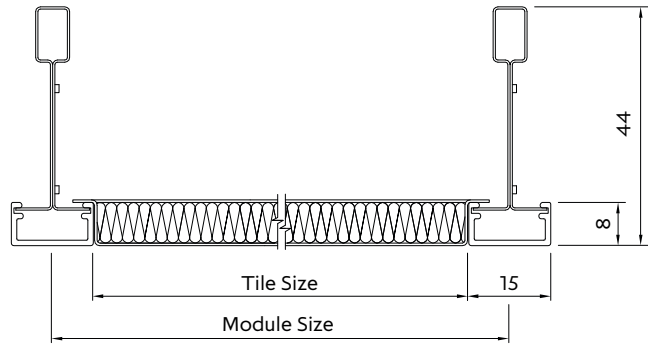
All dimensions are in mm.

# SAS130 | Grid options



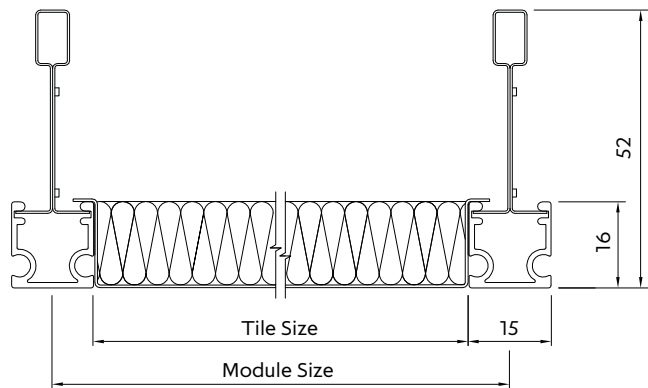
## SAS Alugrid-P 15/08

Module size mm	Tile size mm
500 x 500	484 x 484
600 x 600	584 x 584
750 x 750	734 x 734



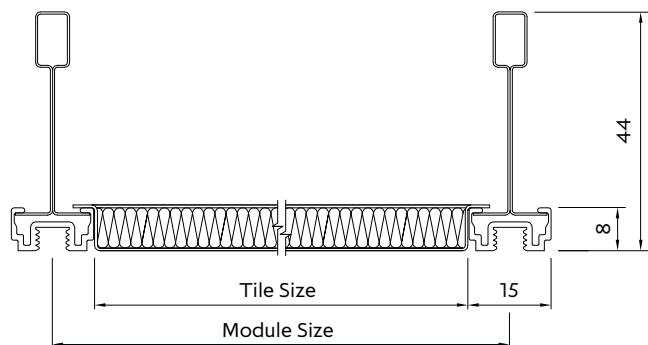
## SAS Alugrid-P 15/16

Module size mm	Tile size mm
500 x 500	484 x 484
600 x 600	584 x 584
750 x 750	734 x 734



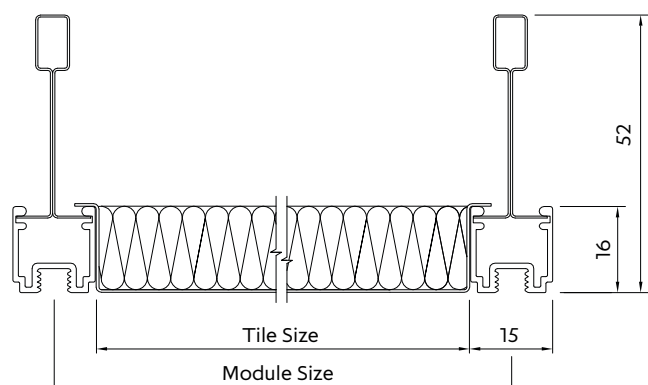
## SAS Alugrid-Q 15/08

Module size mm	Tile size mm
500 x 500	484 x 484
600 x 600	584 x 584
750 x 750	734 x 734



## SAS Alugrid-Q 15/16


Module size mm	Tile size mm
500 x 500	484 x 484
600 x 600	584 x 584
750 x 750	734 x 734



All dimensions are in mm.

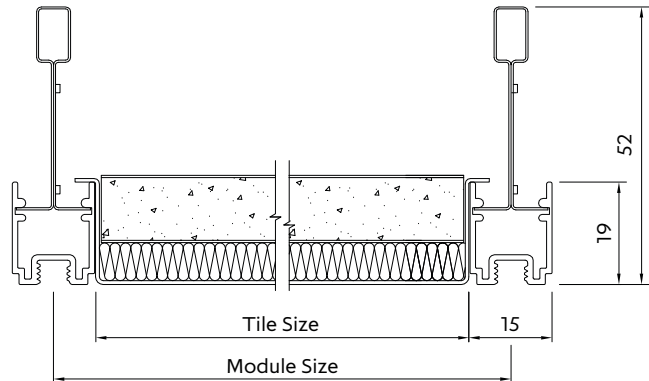


# SAS130 | Grid options



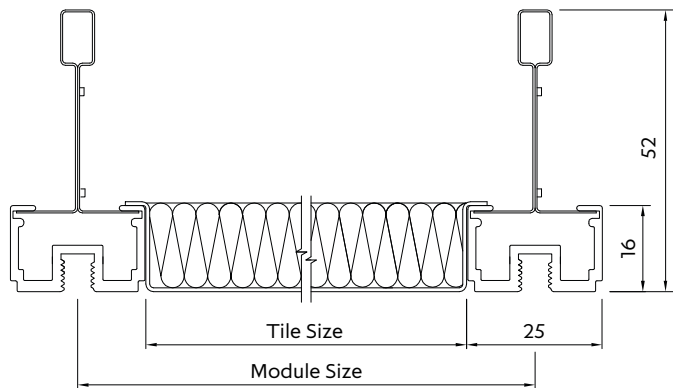
## SAS Alugrid-Q 15/19

Module size mm	Tile size mm
500 x 500	484 x 484
600 x 600	584 x 584
750 x 750	734 x 734



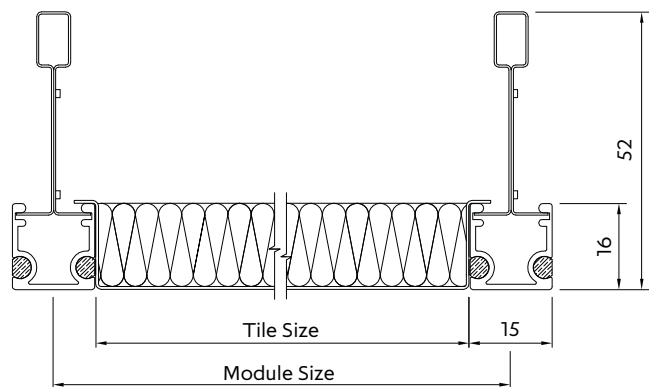
## SAS Alugrid-Q 25/16

Module size mm	Tile size mm
500 x 500	474 x 474
600 x 600	574 x 574
750 x 750	724 x 724



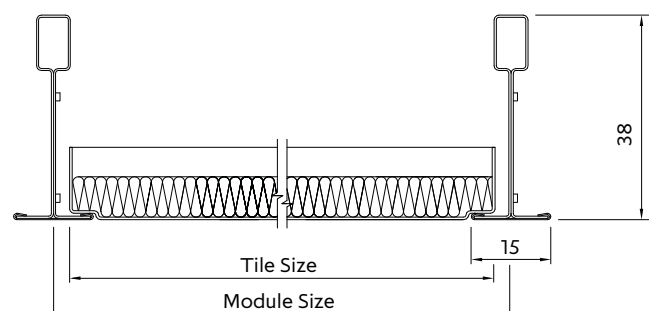
## SAS Alugrid-P Cleanseal

Module size mm	Tile size mm
500 x 500	484 x 484
600 x 600	584 x 584
750 x 750	734 x 734




## SAS T15 Flushline

Module size mm	Tile size mm
600 x 600	594 x 594



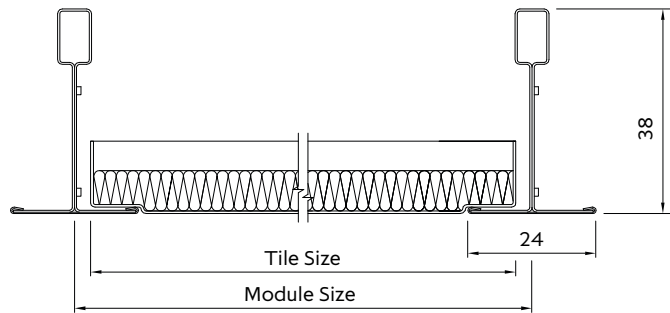
All dimensions are in mm.

# SAS130 | Grid options



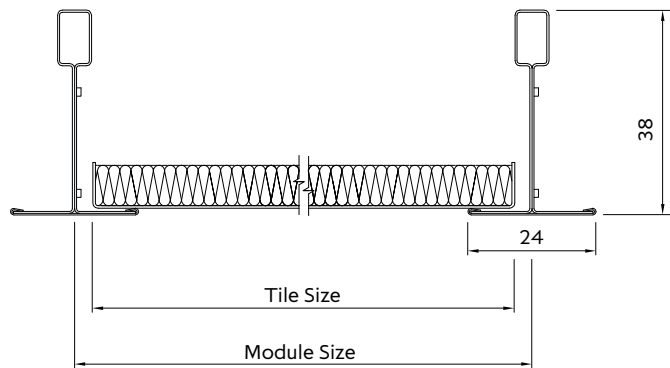
## SAS T24 Flushline

Module size mm	Tile size mm
600 x 600	594 x 594



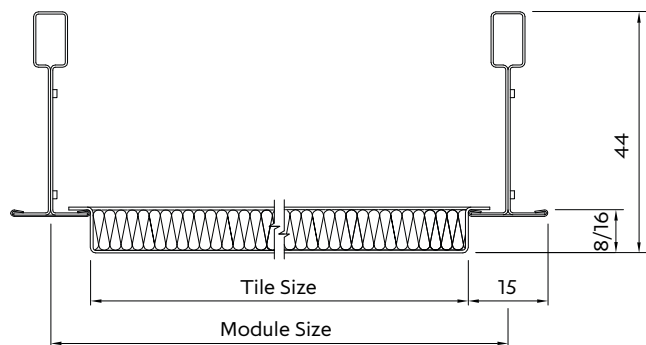
## SAS T24 Square Edge

Module size mm	Tile size mm
500 x 500	494 x 494
600 x 600	594 x 594
750 x 750	744 x 744



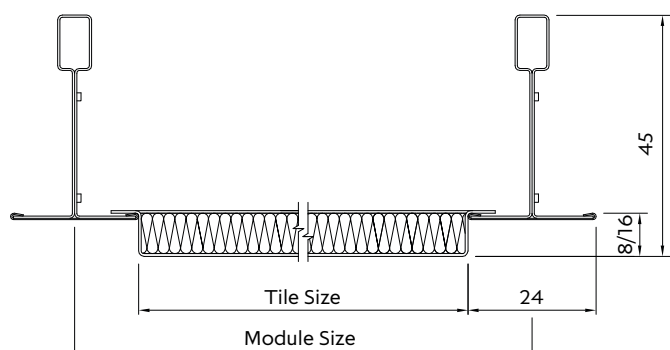
## SAS T15 Tegral

Module size mm	Tile size mm
500 x 500	484 x 484
600 x 600	584 x 584
750 x 750	734 x 734



## SAS T24 Tegral

Module size mm	Tile size mm
500 x 500	474 x 474
600 x 600	575 x 575
750 x 750	724 x 724



All dimensions are in mm.





SAS**130**

101 The Embankment

Location  
**Manchester, UK**  
Architect  
**Flanagan Lawrence**

Contractor  
**TSK Group**  
Purpose  
**Commercial**



SAS**130**

4 Matthew Parker Street

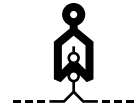
---

Location  
**London, UK**  
Architect  
**CBRE Ltd**



Contractor  
**BW Interiors Ltd**  
Purpose  
**Commercial**





# SAS150



A highly versatile and easily maintained clip-in suspended ceiling system with convenient hinge-down access and secure void option.

SYSTEM GROUP	GRID
	
Suspended ceiling	Concealed Grid – SAS shallow or deep Omega Bar

TILE	
	
Clip-in	Bevelled edges   Closed butt-joints

ACOUSTICS	
<b>A-D</b>	<b>15-41dB</b>
Absorption class	Insulation


ACCESS	SYSTEM WEIGHT	LIFE EXPECTANCY
	<b>9kg/m<sup>2</sup></b> Approx.	<b>25yr</b>
Full – hinge and slide tiles	Based on 600 x 600mm tiles*	In excess of

**\*Note** This includes the entire system and full associated components (suspension, tile, acoustic pad and associated fixings.)

# SAS PLUS

## HAVE A QUESTION?

Configurable with other products. Call us.  
Contact us on [enquiries@sasintgroup.com](mailto:enquiries@sasintgroup.com)



SAS150 offers all the benefits of SAS120, with the additional convenience of hinge-down access minimising risk of damage. Clip-in systems allow for upward cleaning pressure without dislodging or displacing tiles. If required, voids can be secured through the use of a simple clip mechanism.

Hospitals and food preparation areas are ideal examples of appropriate environments, however the system is suitable for numerous applications.

#### Module Sizes (mm) with 4mm bevel

300 x 300	500 x 500
300 x 600	500 x 1500
300 x 900	600 x 600
300 x 1200	600 x 1200
300 x 1500	750 x 750 with 2mm bevel

Bespoke module sizes and shapes are available on request.

#### Access

Hinge down and slide – The void is completely accessible with the use of a simple tool.

Alternatively, in areas where security is paramount optional security clips are available. This restricts access to the void to minimise security concerns.

#### Finishes

SAS150 is available in all standard SAS finishes, please refer to page 111. Bespoke finishes are available on request.

#### Perforations

Typically supplied with 1522 (available as stock item), 1820 or 2516. For our full range of perforations, please refer to page 85. Bespoke perforations are also an option.

#### Acoustic Materials

Acoustic mineral wool pad with black tissue face, foil back and sides. Other acoustic materials are available, please refer to page 22.

**Please note** SAS150 is not suited to all SAS acoustic materials due to maximum loads on clip-in systems.

#### Service Integration


Tiles can be formed with apertures during manufacturing and post painted for integration with lights and other services.

**Please note** SAS tiles will support loads up to 2.5Kg. SAS pattresses can be used to support loads up to 6Kg. Anything in excess of 6Kg requires independent suspension.

#### Technical Support

Please contact our technical team for all questions relating to access, security, bespoke features, acoustics, service integration or load support.

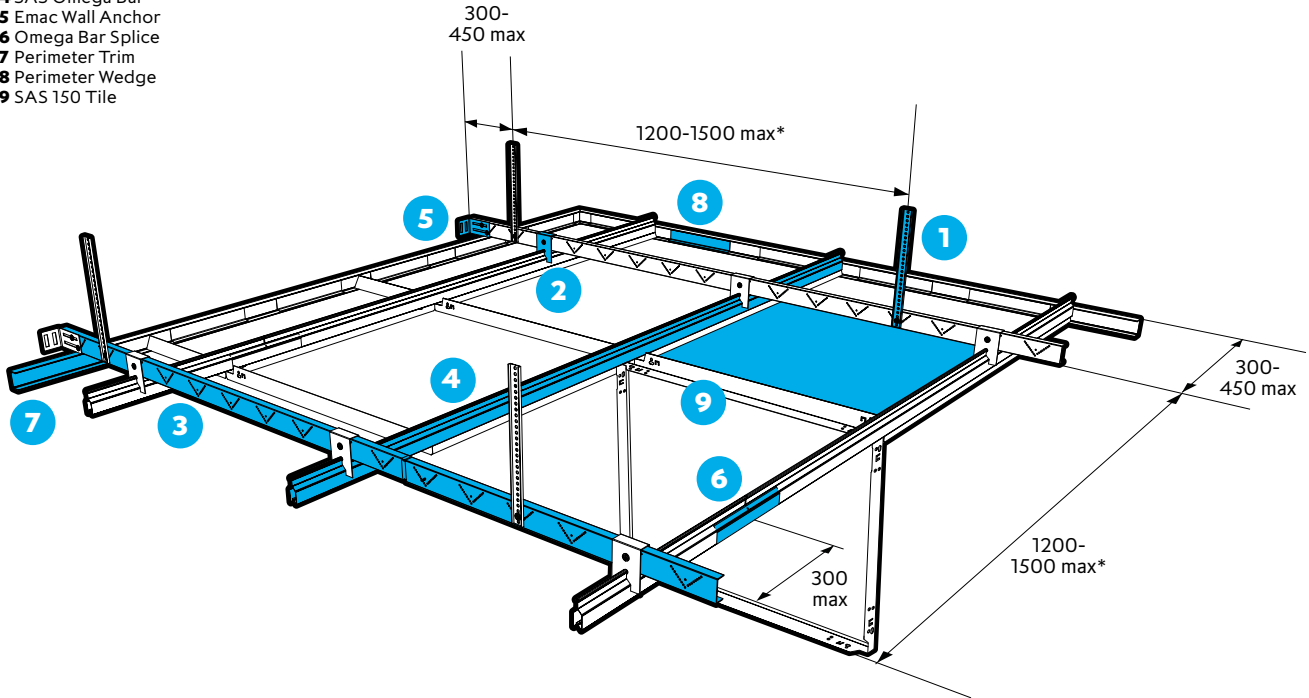




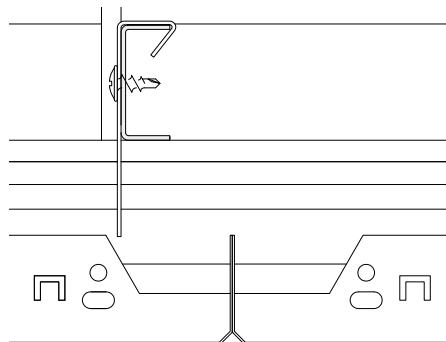
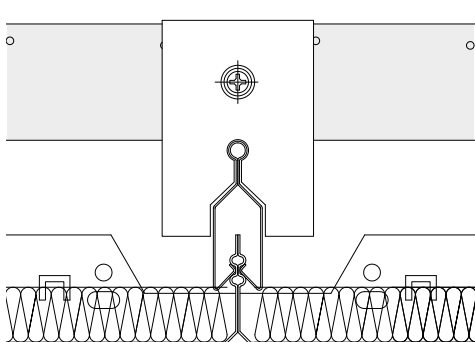
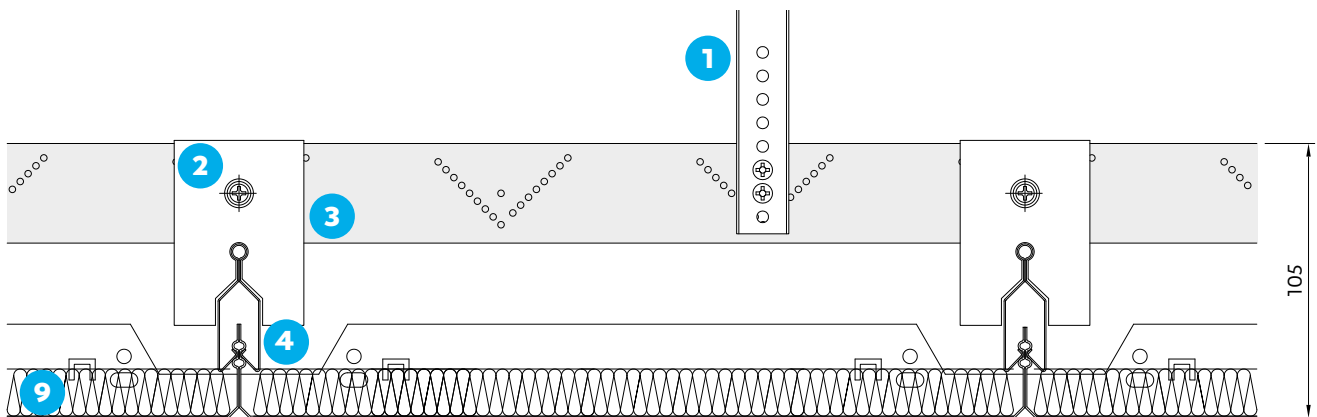
## Perspective Drawing

- 1 Emac Hanger
- 2 Omega Bar to Channel Bracket
- 3 Emac Channel
- 4 SAS Omega Bar
- 5 Emac Wall Anchor
- 6 Omega Bar Splice
- 7 Perimeter Trim
- 8 Perimeter Wedge
- 9 SAS 150 Tile

\*Lightweight installations only, see page 287 for full details.




## Section and detail drawings




All dimensions are in mm.

# SAS150 | Features




## Hinge and Slide Facility



SAS150 allows every full tile to pivot and slide along the grid system. This feature facilitates easy access to large areas of the ceiling void for maintenance. Tiles are retained within the ceiling grid avoiding damage and eliminating the need for storage.


## Service Integration



Lighting and other services can be integrated with SAS150. Modular lighting can be supported directly from the soffit. Where maximum point loads are exceeded (2.5Kg) the service must be supported independently or from the grid.

Loads in excess of 2.5Kg and up to 6Kg can be supported by an SAS Pattress. This distributes the load across the SAS Omega Bar and eliminates the need for complicated support arms. Loads in excess of 6kg must be supported independently. For more information on load support, please contact our technical design department.

## Bulkhead Closure Panels



Bulkhead closure panels enable floating rafts and ceilings to be created using a standard clip in ceiling tile. The height of the closure panels can be manufactured to suit project requirements. For more information on closure panels, please contact our technical design department.





SAS**150**

DNO Office

Location  
**Dubai, UAE**  
Architect  
**Cambridge  
Consultants**

Contractor  
**n/a**  
Purpose  
**Commercial**



SAS**150**

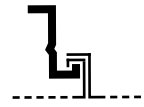
Boston Scientific Cork

Location  
**Cork, Ireland**  
Architect  
**Butler Cammoranesi  
Architects**

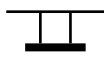

Contractor  
**John Sisk & Son**  
Purpose  
**Commercial**





# SAS200




A concealed, hook-on suspended metal ceiling system ideal for ambitious design challenges.

SYSTEM GROUP	GRID
	
Suspended ceiling	Concealed grid SAS J-Bar suspension

TILE	
	
Hook-on	Square edge

ACOUSTICS	
<b>A-D</b>	<b>15-41dB</b>
Absorption class	Insulation

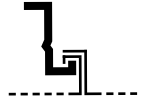
ACCESS	SYSTEM WEIGHT	LIFE EXPECTANCY
	<b>10kg/m<sup>2</sup></b> Approx.	<b>25yr</b>
Lift and tilt	Based on 600 x 600mm tiles 30mm deep*	In excess of

**\*Note** This includes the entire system and full associated components (suspension, tile, acoustic pad and associated fixings.)

# SAS PLUS

## HAVE A QUESTION?

Configurable with other products. Call us.  
Contact us on [enquiries@sasintgroup.com](mailto:enquiries@sasintgroup.com)



SAS200 is a concealed grid suspended ceiling system offering significant creative flexibility. The highly adaptable system is often used as a basis for fully bespoke designs. Due to its inherent versatility, the J-Bar hook on system can be used in a wide variety of applications.

---

#### Module Sizes

There are no standard tile sizes for SAS200. Tiles can be up to 3000mm in length and no less than 300mm wide. Bespoke module sizes and shapes are available on request.

---

#### Access

Tiles can simply be lifted and removed from the grid.

---

#### Finishes

SAS200 is available in all standard SAS finishes, please refer to page 111. Bespoke finishes are available on request.

---

#### Perforations

SAS200 can be manufactured with any standard SAS perforation. For our full range of perforations, please refer to page 85. Bespoke perforations are also an option.

---

#### Acoustic Materials

Acoustic mineral wool pad with black tissue face, foil back and sides. Other acoustic materials are available, please refer to page 22.

---

#### Service Integration

Tiles can be formed with apertures during manufacturing and post painted for integration with lights and other services.

**Please note** Loads in excess of 6Kg require independent suspension.

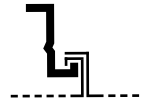
---

#### Technical Support

Please contact our technical team for all questions relating to access, security, bespoke features, acoustics, service integration or load support.

**Please note** Panels are supplied with a standard 3mm wide, black gasket.

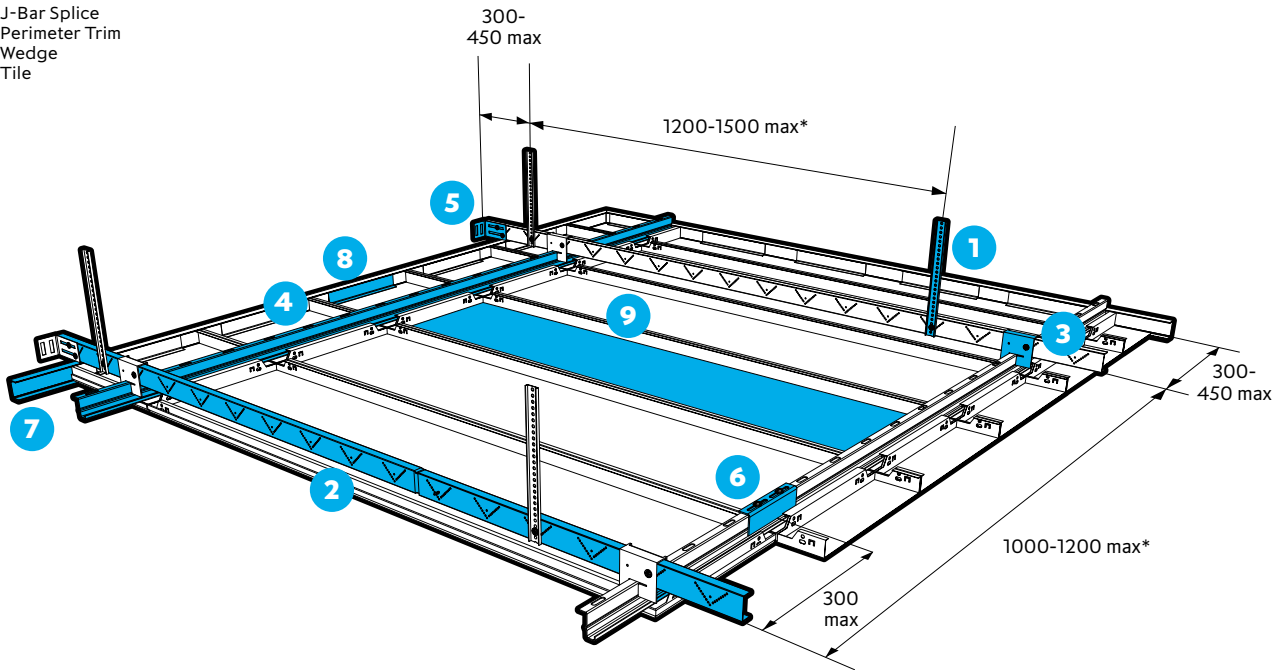




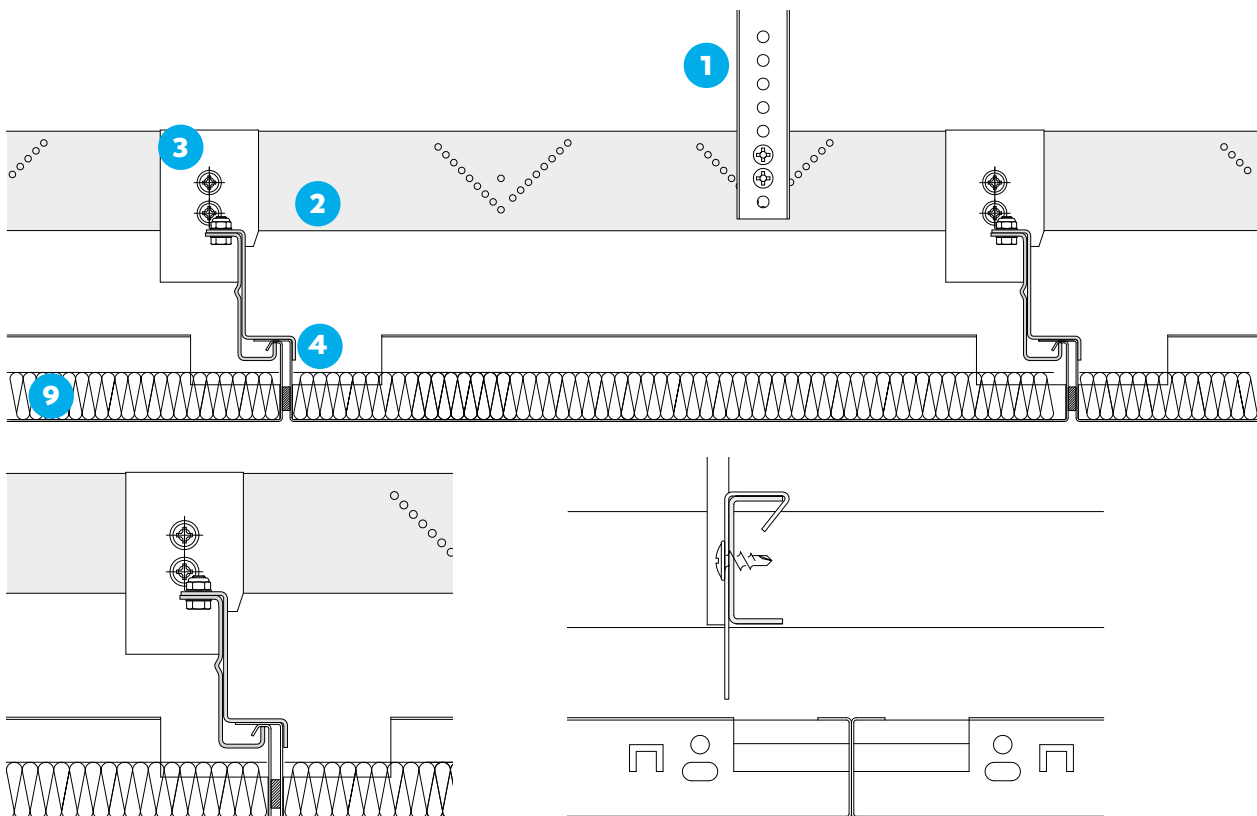
## Perspective Drawing

- 1 Emac Hanger
- 2 Emac Channel
- 3 J-Bar to Channel Bracket
- 4 J-Bar
- 5 Emac Wall Anchor
- 6 J-Bar Splice
- 7 Perimeter Trim
- 8 Wedge
- 9 Tile

\*Lightweight installations only, see page 287 for full details.



## Section and detail drawings



All dimensions are in mm.



## SAS200

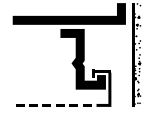
KPMG, Sovereign Street

Location  
**Leeds, UK**  
Architect  
**Sheppard Robson**



Contractor  
**Morgan Sindell/ISG**  
Interior Exterior  
Purpose  
**Commercial**





# SAS205



A concealed, hook-on suspended metal ceiling system specifically for corridor applications.

SYSTEM GROUP	GRID
	
Suspended Ceiling	Concealed Grid SAS J-Bar suspension

TILE	
	
Hook-on	Square edge

ACOUSTICS	
<b>A-D</b>	<b>15-41dB</b>
Absorption class	Insulation

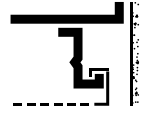
ACCESS	SYSTEM WEIGHT	LIFE EXPECTANCY
	<b>9kg/m<sup>2</sup></b> Approx.	<b>25yr</b>
Full – Lift and swing down	Based on 1200 x 300mm tiles 30mm deep*	In excess of

**\*Note** This includes the entire system and full associated components (suspension, tile, acoustic pad and associated fixings.)

# SAS PLUS

## HAVE A QUESTION?

Configurable with other products. Call us.  
Contact us on [enquiries@sasintgroup.com](mailto:enquiries@sasintgroup.com)



SAS205 is a SAS200 variant, designed specifically for corridor applications. The suspended ceiling system is supported at its perimeters, up to a maximum of 3000mm widths.

Areas requiring frequent access for maintenance, such as hospitals, residential-blocks and hotels are ideal applications. SAS205 is also commonly specified for commercial offices to blend seamlessly with other SAS suspended ceiling systems.

---

#### Module Sizes

There are no standard tile sizes for SAS205. Tiles can be up to 3000mm in length and no less than 300mm wide. Bespoke module sizes and shapes are available on request.

---

#### Access

Swing down and hang. Tiles can pivot on one edge to hang in place, offering full void access while keeping tiles safe from harm. This access method is subject to corridor height and width.

---

#### Finishes

SAS205 is available in all standard SAS finishes, please refer to page 111. Bespoke finishes are available on request.

---

#### Perforations

SAS205 can be manufactured with any standard SAS perforation. For our full range of perforations, please refer to page 85. Bespoke perforations are also an option.

---

#### Acoustic Materials

Acoustic mineral wool pad with black tissue face, foil back and sides. Other acoustic materials are available, please refer to page 22.

---

#### Service Integration

Tiles can be formed with apertures during manufacturing and post painted for integration with lights and other services.

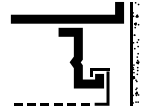
**Please note** Loads in excess of 2.5Kg require independent suspension.

---

#### Technical Support

Please contact our technical team for all questions relating to access, security, bespoke features, acoustics, service integration or load support.

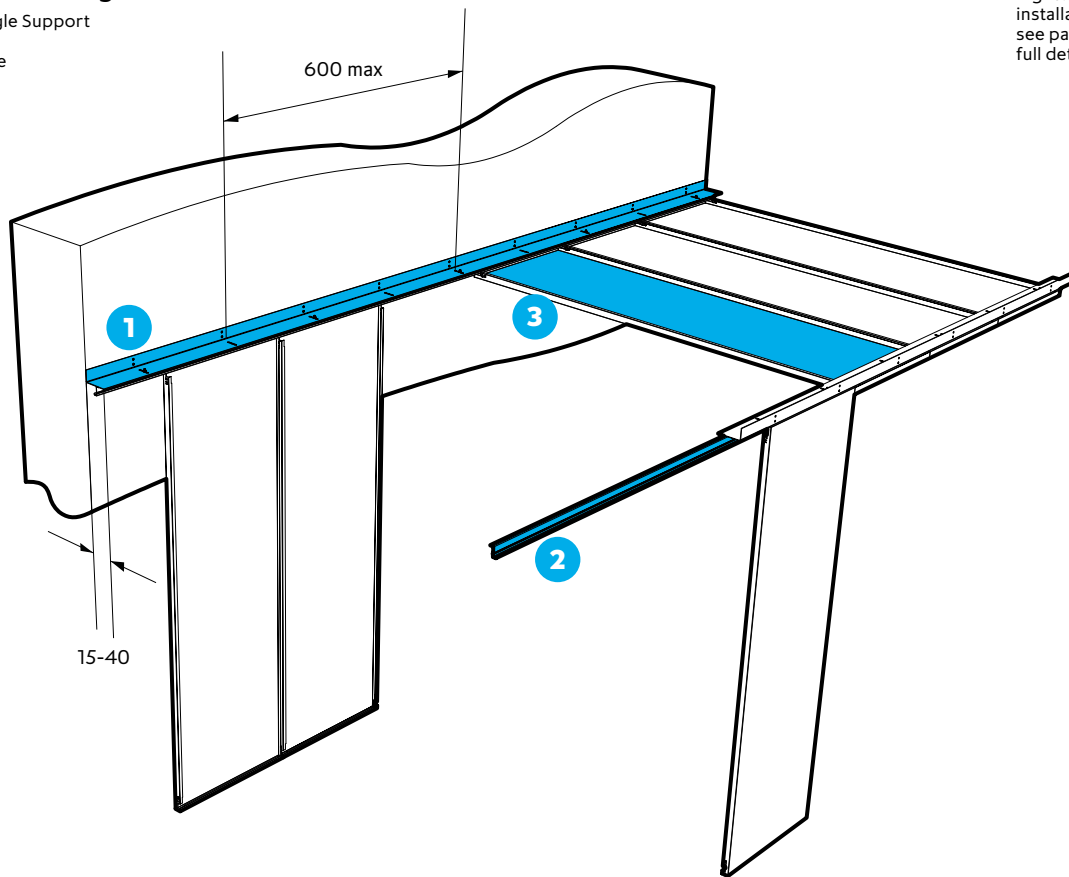




## Perspective Drawing

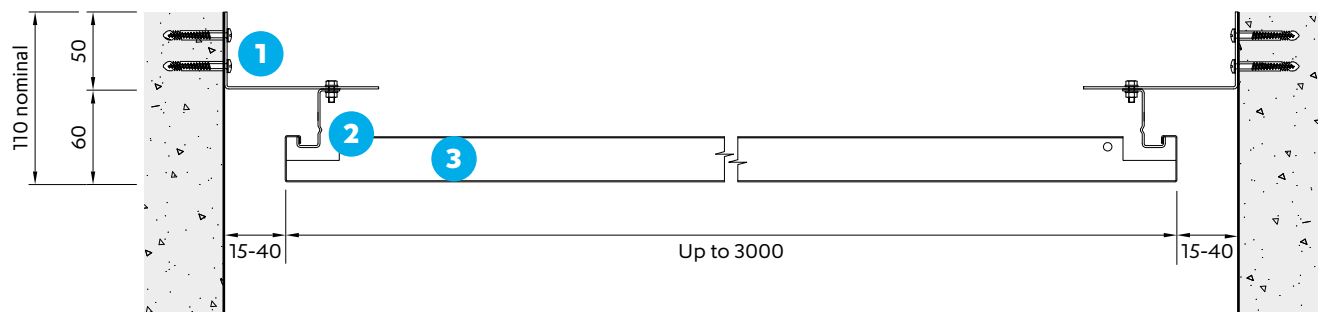
- 1 Closure Angle Support
- 2 J-Bar
- 3 SAS 205 Tile

\*Lightweight installations only, see page 288 for full details.

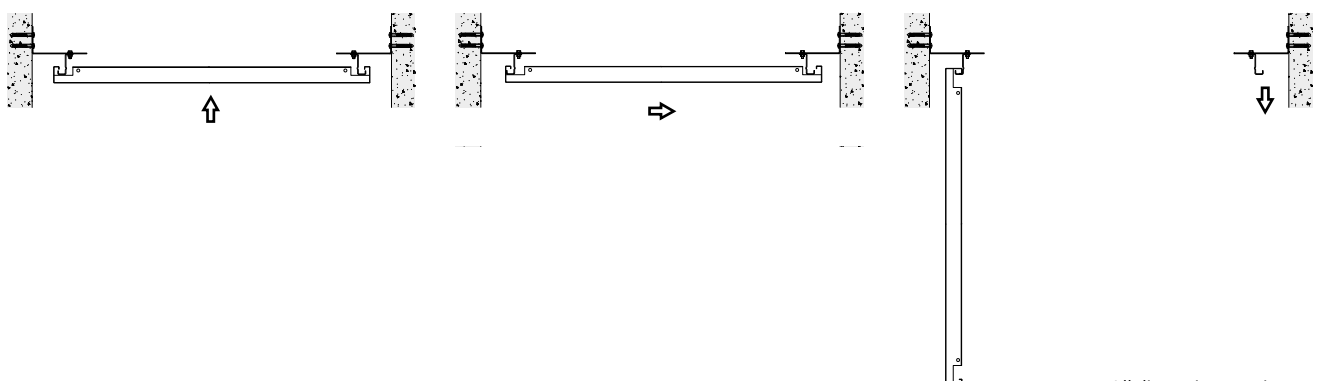


## Section drawing

Overall construction depth



## Swing Down Tile



All dimensions are in mm.



SAS**205**

Louis Vuitton

---

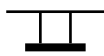
Location  
**London, UK**  
Architect  
**David Chipperfield  
Architects**


Contractor  
**BAM Construct UK  
Ltd**  
Purpose  
**Commercial**

# SAS320



An acoustic tile lay-in system without grid, intended for use in corridor or plasterboard surround applications.

SYSTEM GROUP	GRID
	None – suspended from trims, lights etc.
Suspended ceiling	

TILE	
	
Lay-in	Square edge

ACOUSTICS	
<b>A-C</b>	<b>15-50dB</b>
Absorption class	Insulation

ACCESS	SYSTEM WEIGHT	LIFE EXPECTANCY
	<b>7-9.5kg/m<sup>2</sup></b> Approx.	<b>25yr</b>
Full – removable tiles	Based on 30mm deep tiles*	In excess of

**\*Note** This includes the entire system and full associated components (suspension, tile, acoustic pad and associated fixings.)

# SAS PLUS

## HAVE A QUESTION?

Configurable with other products. Call us.  
Contact us on [enquiries@sasintgroup.com](mailto:enquiries@sasintgroup.com)





A tile-only system, SAS320 has no gridwork, reducing costs and allowing for quick and simple installations. The system is suspended from edge trims or other suitable features such as lights or grilles. Intended for corridor and plasterboard surround applications, SAS320 is ideal for residential and commercial sectors with targeted acoustic demands. Tiles can be of any size to suit most building modules and trimmed for improved aesthetics across undulating walls.

SAS320 is fully compliant with Approved Document E.

---

### Module Sizes

There are no standard tile sizes for SAS320. Tiles can be up to 3000mm in length and no less than 300mm wide. Bespoke module sizes and shapes are available on request.

---

### Access

Tiles can be lifted and removed for void access. No gridwork offers clear access to services above.

---

### Finishes

SAS320 is available in all standard SAS finishes, please refer to page 111. Bespoke finishes are available on request.

---

### Perforations

SAS320 can be manufactured with any standard SAS perforation, and Ultramicro perforation for a brighter finish. For our full range of perforations, please refer to page 85. Bespoke perforations are also an option.

---

### Acoustic Materials

Acoustic mineral wool pad with black tissue face, foil back and sides. Other acoustic materials are available, please refer to page 22.

---

### Service Integration

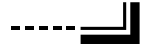
Tiles can be formed with apertures during manufacturing and post painted for integration with lights and other services.

**Please note** Loads in excess of 7Kg require independent suspension.

---

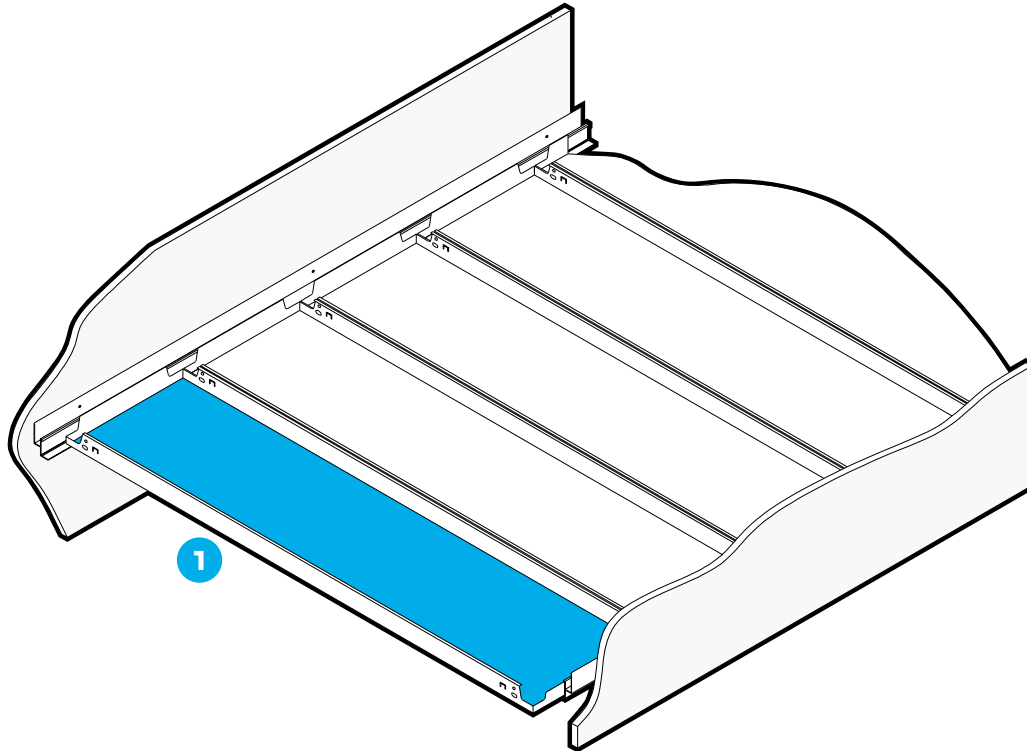
### Technical Support

Please contact our technical team for all questions relating to access, security, bespoke features, acoustics, service integration or load support.

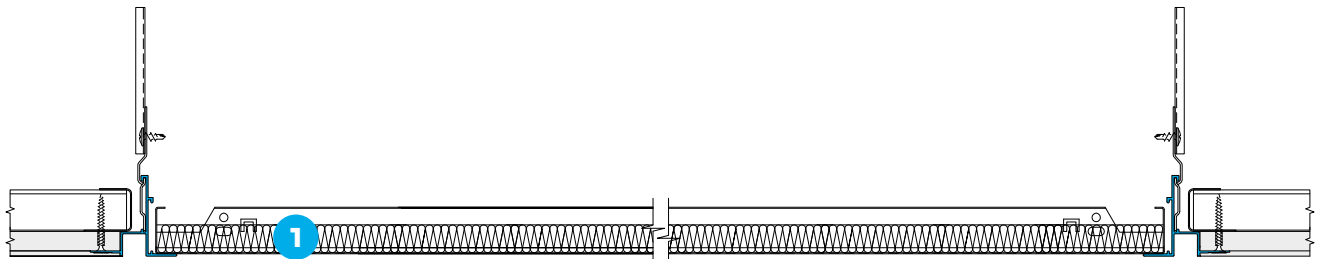


## Perspective Drawing

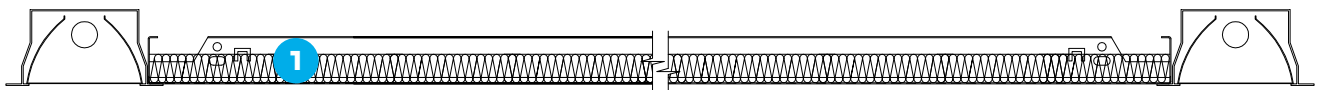
1 SAS 320 Tile



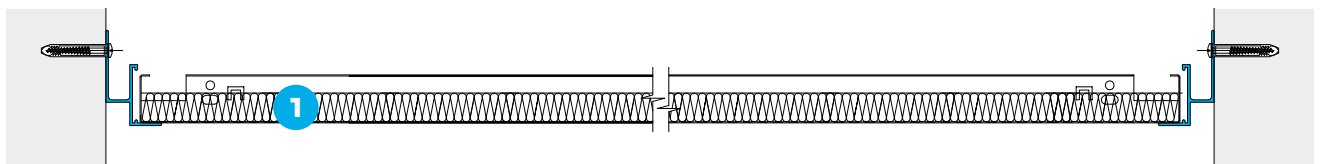
## Section Drawings



Suspended within plasterboard ceiling.



Suspended between light profiles.



Suspended between walls using perimeter trims.  
Perimeter trims also available.

All dimensions are in mm.



SAS**320**

Zig Zag Building, London

Location  
**London, UK**  
Architect  
**HLW International**



Contractor  
**BW Interiors Ltd**  
Purpose  
**Commercial**




# SAS330




A highly versatile, premium suspended ceiling system with lay-in tiles and exposed grid.

SYSTEM GROUP	GRID
	
Suspended ceiling	Exposed grid – SAS C-Profile or Omega C-Profile suspension

TILE

Lay-on

ACOUSTICS	
<b>A-C</b>	<b>15-50dB</b>
Absorption class	Insulation

ACCESS	SYSTEM WEIGHT	LIFE EXPECTANCY
	Linear grid approx. <b>14 Kg/m<sup>2</sup></b> Tartan grid approx. <b>16 Kg/m<sup>2</sup>*</b>	<b>25yr</b>
Lift and tilt	Based on 1500 x 1500mm module	In excess of

**\*Note** This includes the entire system and full associated components (suspension, tile, acoustic pad and associated fixings.)

# SAS PLUS

## HAVE A QUESTION?

Configurable with other products. Call us.  
Contact us on [enquiries@sasintgroup.com](mailto:enquiries@sasintgroup.com)



The industry benchmark suitable for any building module, the versatility of SAS330 has seen it specified in landmark projects worldwide. Available in linear or tartan grid forms, the system combines beautiful aesthetics with high performance in equal measure.

Delivering unsurpassed creative potential, ceiling tiles can be curved, coffered and manufactured in virtually any polygonal shape. They are available in a variety of high quality finishes, both plain and perforated. In addition, SAS330 offers service integration details sympathetic to the overall design.

---

#### Access

The secure void is completely accessible by removing the lay-in tiles, with no need for specialist tools.

---

#### Module Sizes

SAS330 ceiling tiles can be manufactured in mm increments up to 3m lengths. The specifier should note that maximum panel sizes are limited by industry tolerance guidelines.

---

#### Finishes

SAS330 is available in all standard SAS finishes, please refer to page 111. Bespoke finishes are available on request.

---

#### Perforations

SAS330 tiles can be manufactured with any standard SAS perforation pattern. For our full range of perforations, please refer to page 85. Bespoke perforations are also an option.

---

#### Acoustic Materials

Acoustic mineral wool pad with black tissue face, foil back and sides. Other acoustic materials are available depending on performance requirements, please refer to page 22.

---

#### Service Integration

Ceiling tiles and C-Profiles can be formed with apertures during manufacturing and post painted for integration with lights and other services. SAS330 panels may require stiffeners to support centrally mounted lighting.

SAS330 Chilled incorporates heating and cooling services, please refer to pages 296-301 for more details.

With a fully integrated LED strip SAS330i is also available, for more information please go to [sasintgroup.com/lighting](https://sasintgroup.com/lighting) or email [enquiries@sasint.co.uk](mailto:enquiries@sasint.co.uk) to request a brochure.

**Please note** Additional loads applied to SAS330 ceiling tiles must not exceed 7Kg. Anything in excess of 7Kg requires independent suspension.

---

#### Technical Support

Please contact our technical team for all questions relating to access, security, bespoke features, acoustics, service integration or load support.

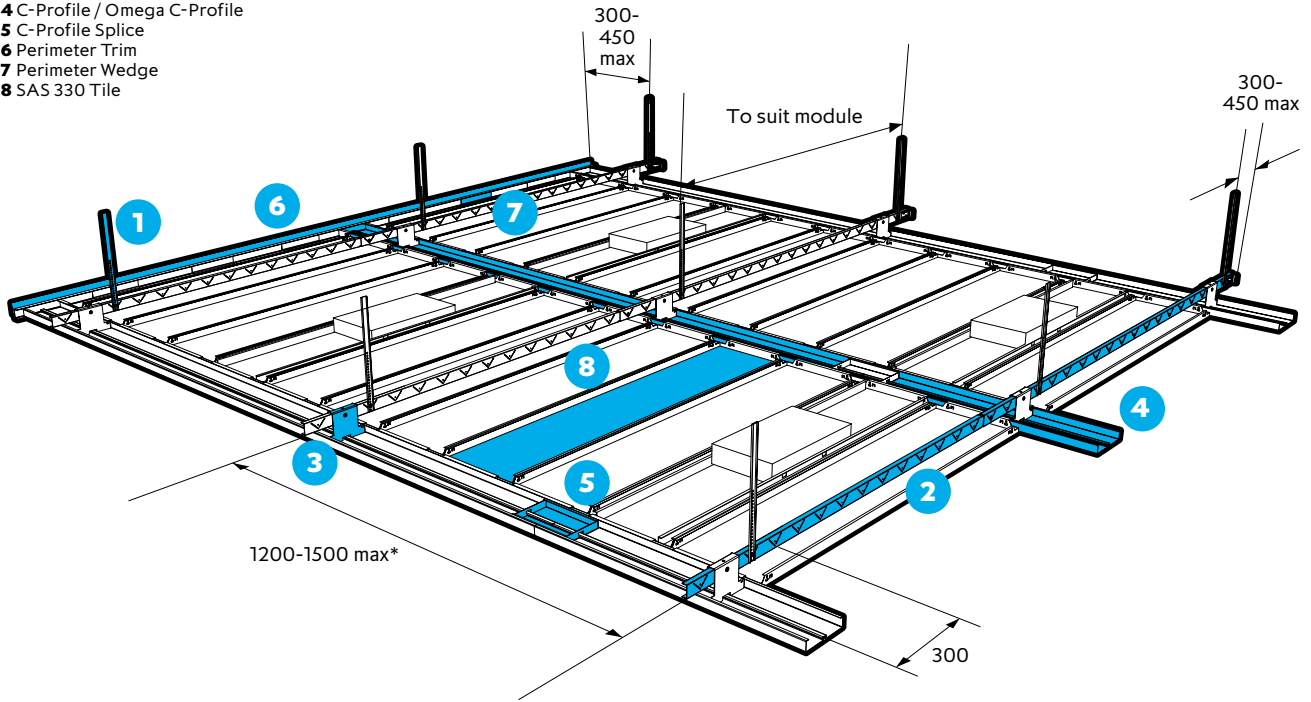


## Perspective Drawing

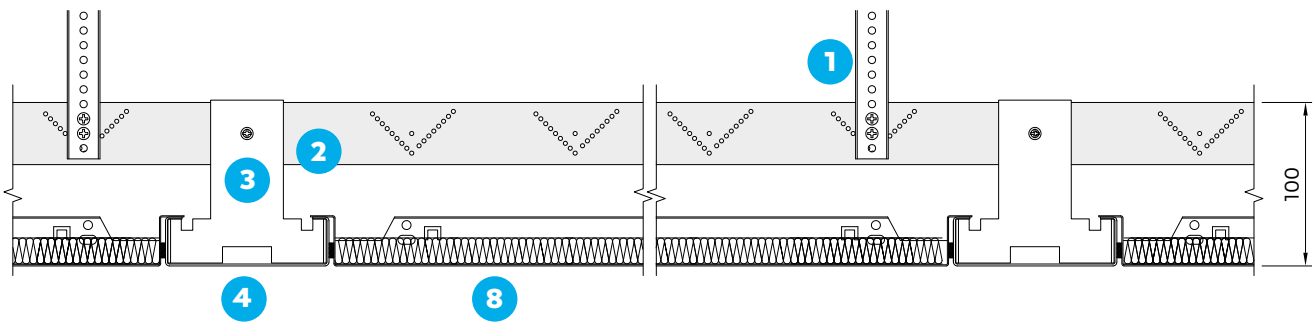
### Linear

- 1 Emac Hanger
- 2 Emac Channel
- 3 C-Profile Hook-over Suspension Bracket
- 4 C-Profile / Omega C-Profile
- 5 C-Profile Splice
- 6 Perimeter Trim
- 7 Perimeter Wedge
- 8 SAS 330 Tile

\*Lightweight installations only, see page 288 for full details.



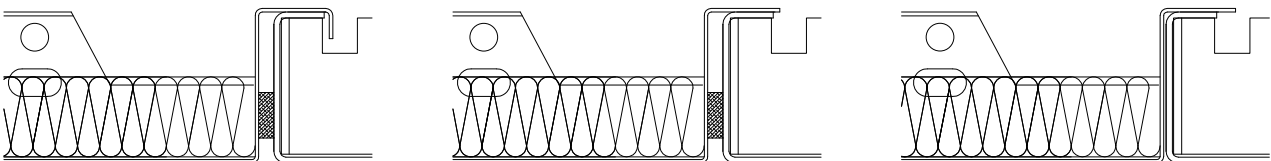
## Section Drawing



### French hook

### With gasket

### Without gasket



All dimensions are in mm.



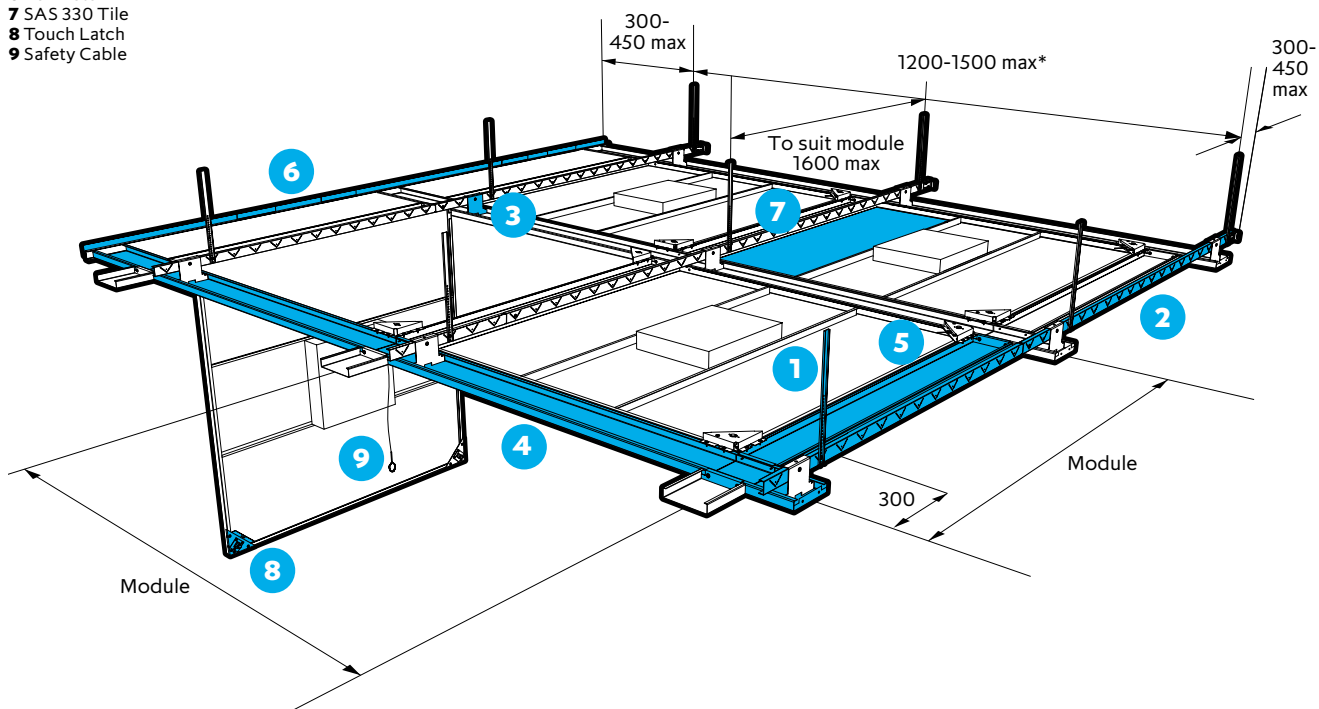


## Perspective Drawing

### Tartan

- 1 Emac Hanger
- 2 Emac Channel
- 3 C-Profile Suspension Bracket for threaded Rod
- 4 C-Profile / Omega C-Profile
- 5 C-Profile Noggin
- 6 Perimeter Trim
- 7 SAS 330 Tile
- 8 Touch Latch
- 9 Safety Cable

\*Lightweight installations only, see page 288 for full details.



## Grid Options

### Linear Grid

C-Profiles set out to run in one direction across the ceiling plane

### Tartan Grid

C-Profiles set out to run in two perpendicular directions (cross noggins) across the ceiling plane.

### C-Profile

A flush, smooth finish C-Profile available in a range of widths up to 300mm.

### Omega C-Profile

Featuring a continuous thread-form facilitating easy location and relocation of partitioning. By means of an M6 bolt, partitioning can be relocated without causing damage to the ceiling. Also available in widths up to 300mm.

C-Profiles in widths  $\leq 150$ mm can be open ended, using splices to connect longer runs. C-Profiles in excess of these widths must be closed ends, butt-jointed and bolted to other profiles. A range of narrower C-Profile and Omega C-Profile aluminium extrusions are available if preferred.

An optional foam gasket provides a tight seal between profile and tile. Gasket is supplied loose for on-site installation.

### C-Profile Options

Applicable to both linear and tartan.

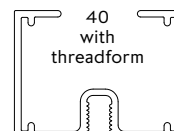
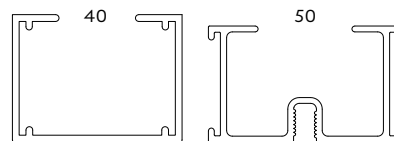


C-Profile



Omega C-Profile

### Extruded Aluminium Profiles




See component section from page 251 for hanger brackets.

All dimensions are in mm.



## Touch Latch and Pivot Pin



This mechanism allows access by simply pushing the panel up to release. If necessary, a fixed bolt can be unscrewed to completely remove the tile.

## Hinge Notch / French Hook



This integral feature allows tiles to be hung vertically from C-Profiles which provides unobstructed ceiling void access. Complete panel runs can be hung together during maintenance without causing damage to the tile.

## Flying Arm




This is a hook-over bracket supplied fixed to the upstand of the panel. Access is obtained by pushing up the opposite end of the panel and sliding back. This reveals the flange which can then be lowered to a vertical position (lift & tilt).

## End Arm



Similar to the flying arm, a hook plate is fixed to the tile edge (supplied loose for on-site fixing by installer). The tile can be completely lifted out of the grid and hooked back over the C-Profile, safely off the ground.

## Mock Crossing



Traditional tartan grid systems make the use of trim strips and crossing boxes suspended from threaded rods and hanger brackets. This detail can be replicated by pressing mock crossing details into the C-Profile. Using C-Profiles instead of crossing boxes provides a far more rigid and durable structure. C-Profiles also provide flexibility to avoid costly bridging around ductwork in the void.



SAS**330**

1 Angel Court

Location  
**London, UK**  
Architect  
**Felcher Priest**

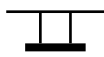

Contractor  
**Mace Group Ltd /  
COMO**  
Purpose  
**Commercial**




# SAS380



A high performance, heavy load suspended ceiling system with exposed grid and lay in tiles.

SYSTEM GROUP	GRID
	
Suspended ceiling	Exposed grid – SAS C-Profile or Omega C-Profile suspension

TILE

Hook-over

ACOUSTICS	
<b>A-C</b>	<b>15-50dB</b>
Absorption class	Insulation

ACCESS	SYSTEM WEIGHT	LIFE EXPECTANCY
	<b>14 kg/m<sup>2</sup></b>	<b>25yr</b>
Lift and tilt	Based on 1200 x 1200mm module	In excess of

**\*Note** This includes the entire system and full associated components (suspension, tile, acoustic pad and associated fixings.)

# SAS PLUS

## HAVE A QUESTION?

Configurable with other products. Call us. Contact us on [enquiries@sasintgroup.com](mailto:enquiries@sasintgroup.com)



SAS380 is an exposed grid suspended ceiling system for dual layer or heavy load requirements. The reinforced grid is ideal for service integration, capable of supporting cable trays and lights directly from the grid.

A performance system specifically designed for highly demanding applications, SAS380 is ideal for Data Centre specifications.

---

#### **Access**

Tile can simply be lifted and removed from the grid. No need for specialist tools.

---

#### **Module Sizes**

Standard module sizes are 574mm x 1149mm to fit two panels within a 1200mm x 1200mm grid. Bespoke panels sizes and grid arrangements are possible. Please contact our technical team for further details.

---

#### **Finishes**

SAS380 is available in all standard SAS finishes and bespoke finishes are available on request. For further details please refer to page 111 of the Metal Ceilings brochure, visit our website or contact our sales team.

---

#### **Perforations**

SAS380 can be manufactured with any standard SAS perforation. For our full range of perforations, please refer to page 85 of the Metal Ceilings brochure, or visit our website. Bespoke perforations are also an option.

---

#### **Acoustic Materials**

Acoustic mineral wool pad with black tissue face, foil back and sides. Other acoustic materials are available, please refer to page 22 of the Metal Ceilings brochure or visit our website.

---

#### **Service Integration**

Tiles can be formed with apertures during manufacturing and post painted for integration with lights and other services. Due to the high load bearing capacity of the SAS380, lights can be suspended directly from the grid.

---

#### **Technical Support**

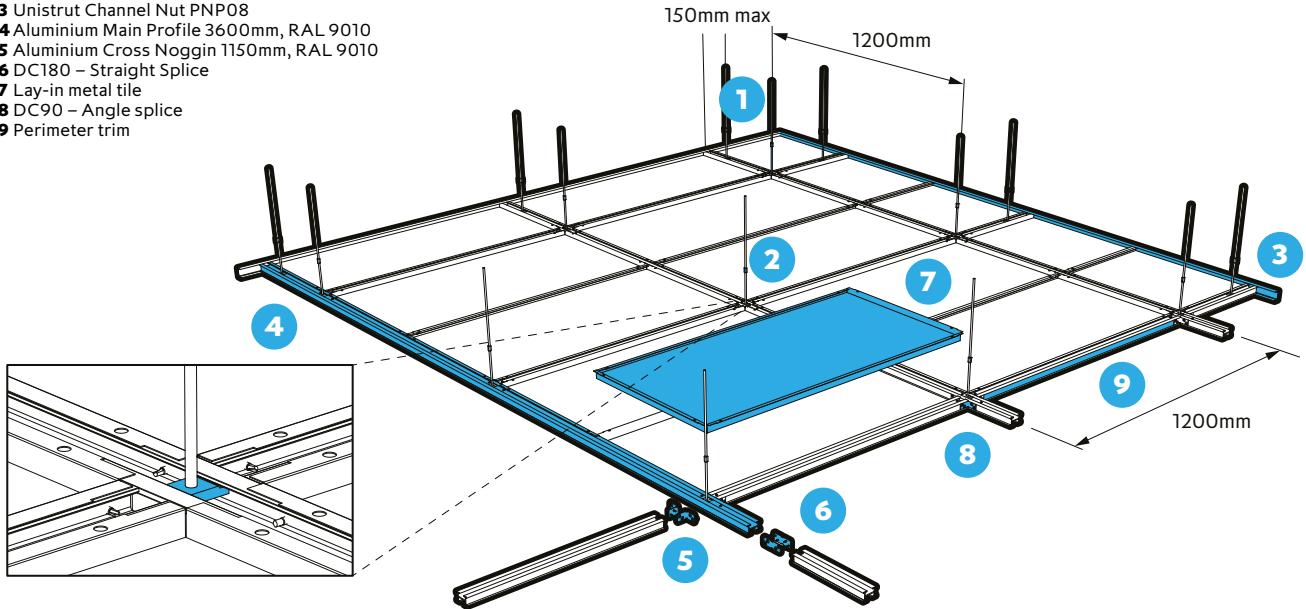
Load capacity has been calculated precisely based on grid configuration. Any changes to grid configurations are likely to impact performance. Please contact our technical team for assistance and advice with any necessary alterations. Our technical team can also answer all questions relating to access, security, bespoke features, acoustics, service integration and/or load support.

## Perspective Drawing

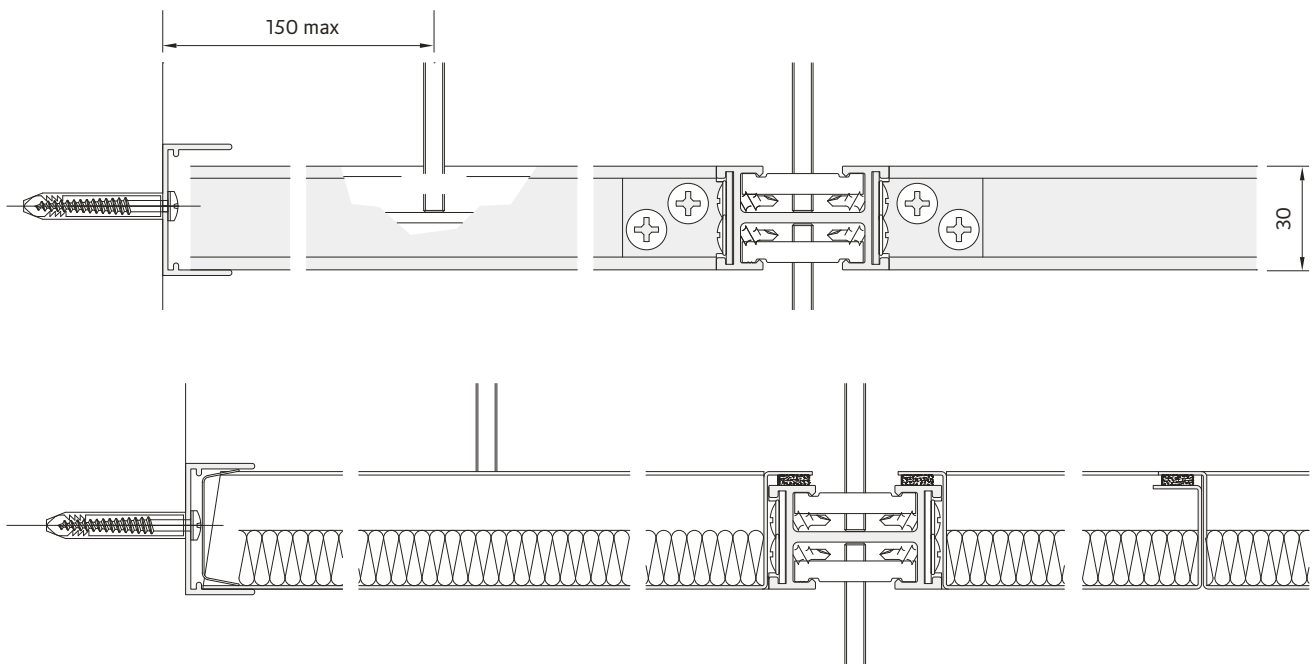
### Linear

- 1 M8 Threaded Rod
- 2 M8 Rod Connector
- 3 Unistrut Channel Nut PNP08
- 4 Aluminium Main Profile 3600mm, RAL 9010
- 5 Aluminium Cross Noggin 1150mm, RAL 9010
- 6 DC180 – Straight Splice
- 7 Lay-in metal tile
- 8 DC90 – Angle splice
- 9 Perimeter trim

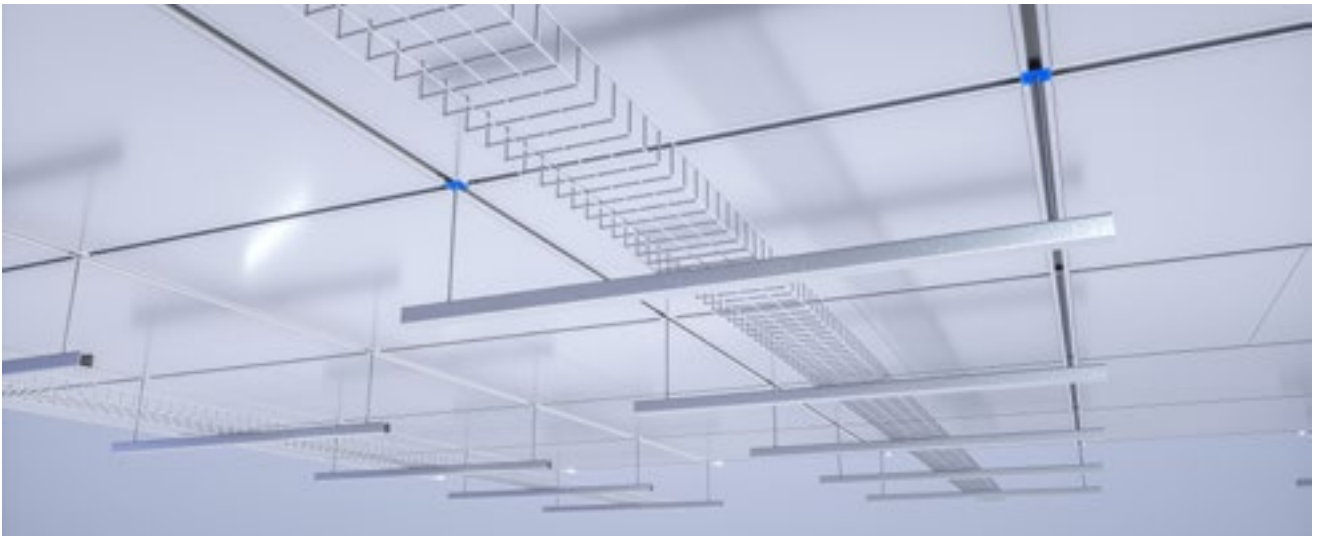
\*Lightweight installations only, see page 289 for full details.




## Section Drawing







**Load Case Zone 1** - 120kg maximum load at each grid intersection, directly below grid suspension.

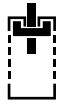


**Load Case Zone 2** - 60kg maximum load within 200mm of grid suspension in the same bay.






**Load Case Zone 3** - 60kg maximum anywhere outside of zone 2, where load must be in adjacent bays

# SAS500



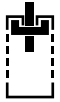
A rectilinear baffle system offering acoustic performance in exposed soffit interiors.

SYSTEM GROUP		SUSPENSION METHOD	
		Suspended from primary grid, threaded rod or cable hangers	
Baffle			
TILE			
			
Enclosed baffle		Square edge	
ACOUSTICS			
<b>A-C</b>		<b>N/A</b>	
Absorption class		Insulation	
ACCESS	SYSTEM WEIGHT	LIFE EXPECTANCY	
Baffles are open systems	<b>5.2kg/lm</b> + Grid	<b>25yr</b>	
	Based on standard 1000x400x50mm baffle	In excess of	

SAS **PLUS**

HAVE A QUESTION?

Configurable with other products. Call us. Contact us on [enquiries@sasintgroup.com](mailto:enquiries@sasintgroup.com)



SAS500 acoustic baffles offer a visually engaging alternative to suspended acoustic ceiling systems, ideal for exposed soffit areas. Baffles offer good sound absorption, effectively controlling reverberation within these highly sound reflective interiors. Available in numerous colours and sizes, the baffles can be suspended at a range of heights for further visual interest.

---

#### **Baffle Sizes**

Standard baffle lengths are 1200mm, 1500mm, 1800mm and 3000mm. Baffle depths are available from a minimum of 100mm to a maximum of 500mm (300mm maximum for 3000mm length). Standard width is 50mm. Bespoke baffle sizes and shapes are also available on request.

**Note** Individual baffles are supplied assembled ready for installation on-site.

Linear baffles intended for long continuous runs are supplied loose for on-site assembly.

---

#### **Finishes**

SAS500 is available in all standard SAS finishes, please refer to page 111. Bespoke finishes are available on request.

---

#### **Perforations**

SAS500 can be manufactured with any standard SAS perforation. For our full range of perforations, please refer to page 85. Bespoke perforations are also an option.

---

#### **Acoustic Materials**

Acoustic mineral wool pad with black tissue face. Other acoustic materials are available, please refer to page 22.

---

#### **Service Integration**

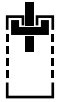
SAS500 baffles can be manufactured with integrated LED lighting. SAS500 Light is available with a fully integrated LED strip, for more information please go to [sasintgroup.com/lighting](https://sasintgroup.com/lighting) or email [enquiries@sasint.co.uk](mailto:enquiries@sasint.co.uk) to request a brochure.

---

#### **Technical Support**

Please contact our technical team for all questions relating to access, security, bespoke features, acoustics, service integration or load support.

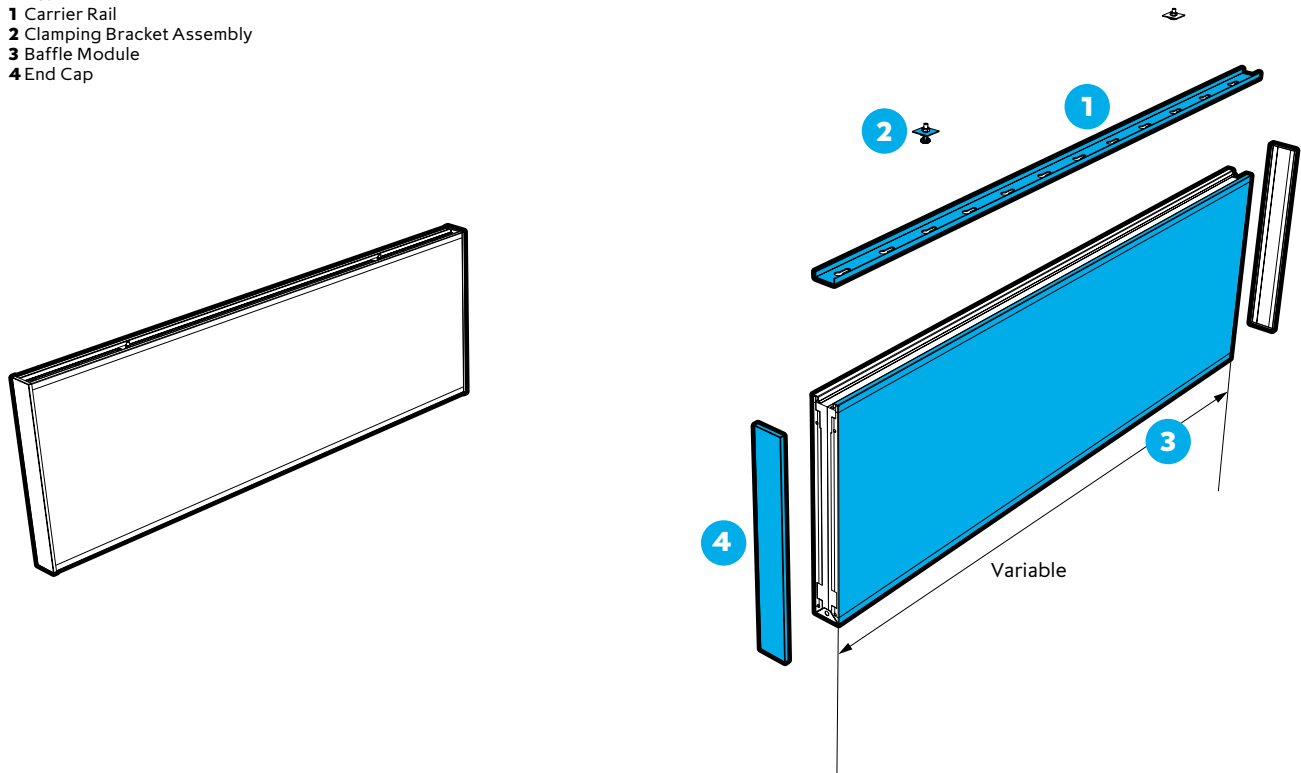




## Perspective Drawing

### Linear

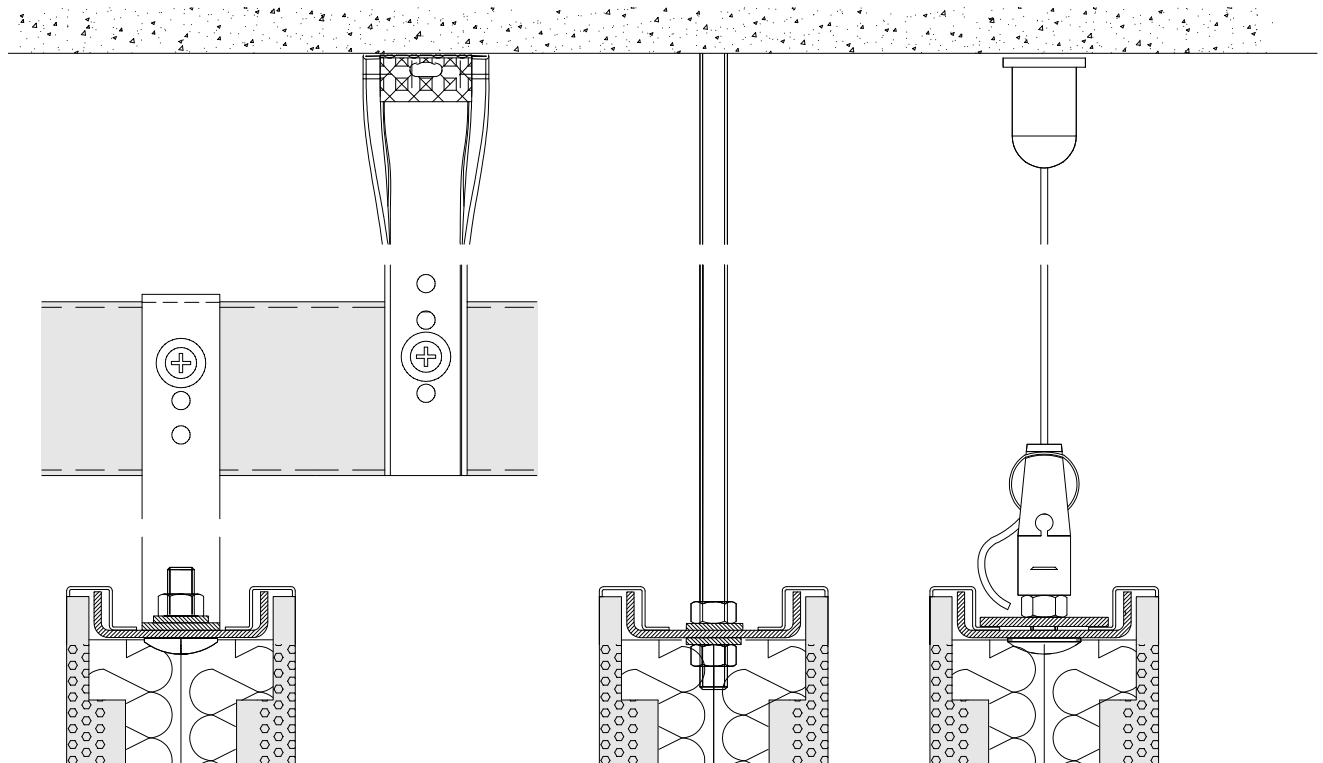
- 1 Carrier Rail
- 2 Clamping Bracket Assembly
- 3 Baffle Module
- 4 End Cap



## Grid Hanging

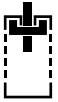
## Threaded Rod Hanger

## Cable Hanging



All dimensions are in mm.

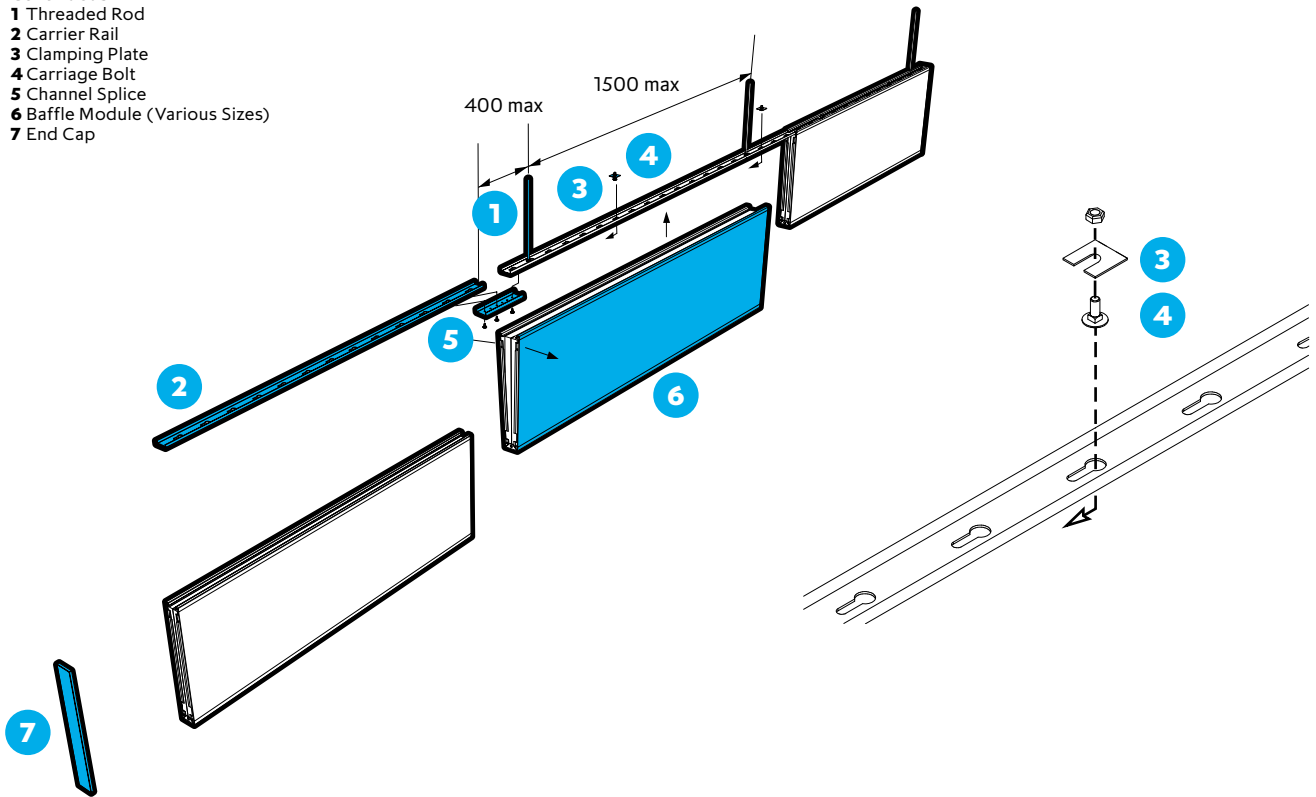
# SAS500 | Continuous



## Perspective Drawing

### Continuous

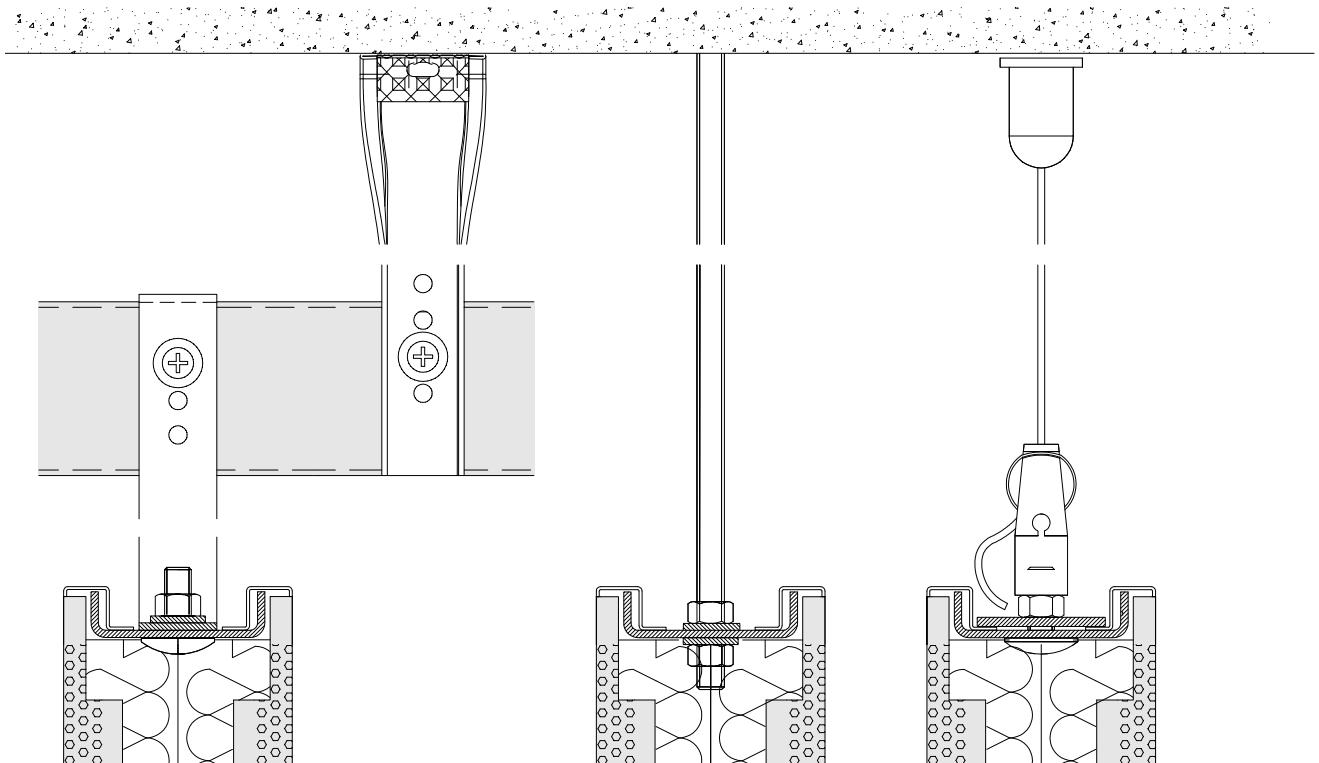
- 1 Threaded Rod
- 2 Carrier Rail
- 3 Clamping Plate
- 4 Carriage Bolt
- 5 Channel Splice
- 6 Baffle Module (Various Sizes)
- 7 End Cap



## Grid Hanging

### Threaded Rod Hanger

### Cable Hanging






## SAS500

Lendlease, Barangaroo

Location  
**Sydney, Australia**  
Architect  
**Hassell Studio  
Sydney**

Contractor  
**Lendlease**  
Purpose  
**Commercial**





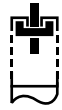
SAS**500**

LinkedIn EMEA HQ


Location  
**Dublin, Ireland**  
Architect  
**RKD Architects**



Contractor  
**Walls Construction**  
Purpose  
**Commercial**

# SAS510



A waveform baffle system offering acoustic performance in exposed soffit interiors.

SYSTEM GROUP	SUSPENSION METHOD
 Baffle	Suspended from carrier rail using grid hangings, threaded rod or cable hangers

TILE	
 Enclosed baffle	 Square edge

ACOUSTICS	
<b>A-C</b> Absorption class	<b>N/A</b> Insulation

ACCESS	SYSTEM WEIGHT	LIFE EXPECTANCY
Baffles are open systems	<b>9.3kg/lm</b> + Grid	<b>25yr</b>
	Based on standard 1000x400x50mm baffle	In excess of

SAS PLUS

HAVE A QUESTION?

Configurable with other products. Call us. Contact us on [enquiries@sasintgroup.com](mailto:enquiries@sasintgroup.com)



SAS510 acoustic waveform baffles offer a visually engaging alternative to suspended acoustic ceiling systems, ideal for exposed soffit areas. Baffles offer good sound absorption, effectively controlling reverberation within these highly sound reflective interiors. The radii of the baffles can form individual elements or continual rhythmic lines stretching across a ceiling plane.

---

### **Baffle Sizes**

Standard baffle lengths are 1200mm, 1500mm, 1800mm and 3000mm\*. Baffle depths are between 150mm (min.) and 1000mm (max.) Standard baffle widths are 52.5mm.

\* Continuous runs are suspended with a carrier rail and manufactured in 3000mm lengths for speed of installation and minimal seams.

Bespoke baffle sizes and shapes are available on request.

---

### **Baffle Shapes**

There is no standard shape for SAS510, although waveforms are predominant. For waveform patterns, we would not recommend radii less than 1000mm.

SAS510 can also be formed into other, bespoke shapes. Please contact our technical design team for more information.

---

### **Finishes**

SAS510 is available in all standard SAS finishes, please refer to page 111. Bespoke finishes are available on request.

---

### **Perforations**

SAS510 can be manufactured with any standard SAS perforation. For our full range of perforations, please refer to page 85. Bespoke perforations are also an option.

---

### **Acoustic Materials**

Acoustic mineral wool pad with black tissue face, foil back and sides. Other acoustic materials are available, please refer to page 22.

---

### **Service Integration**

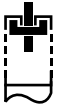
SAS510 baffles can be manufactured with integrated LED lighting.

---

### **Technical Support**

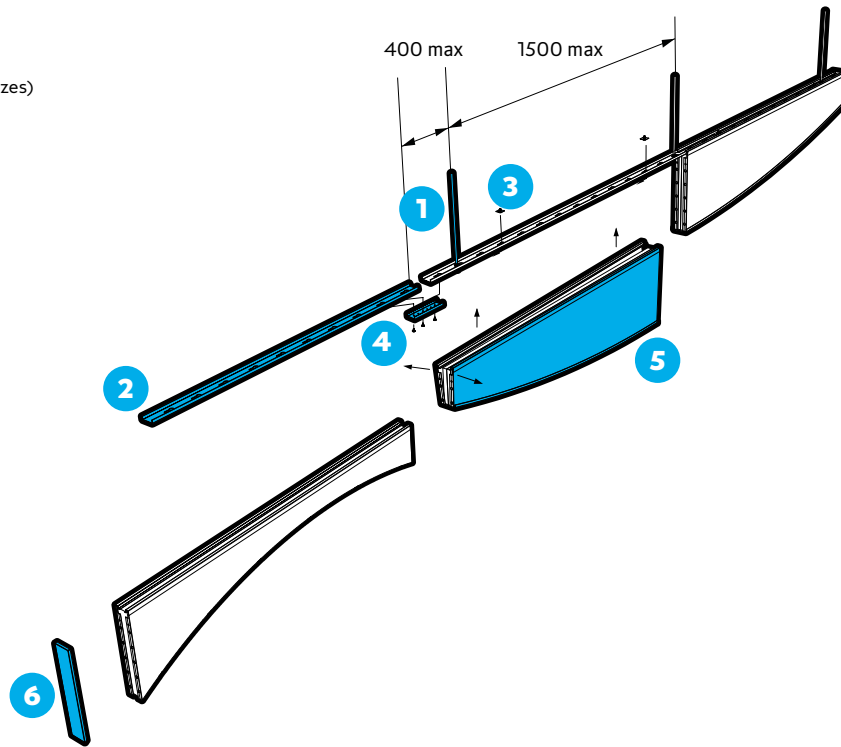
Please contact our technical team for all questions relating to access, security, bespoke features, acoustics, service integration or load support.





## Perspective Drawing

- 1 Threaded Rod
- 2 Carrier Profile
- 3 Clamping Plate
- 4 Channel Splice
- 5 Baffle Module (Various Sizes)
- 6 End Plate

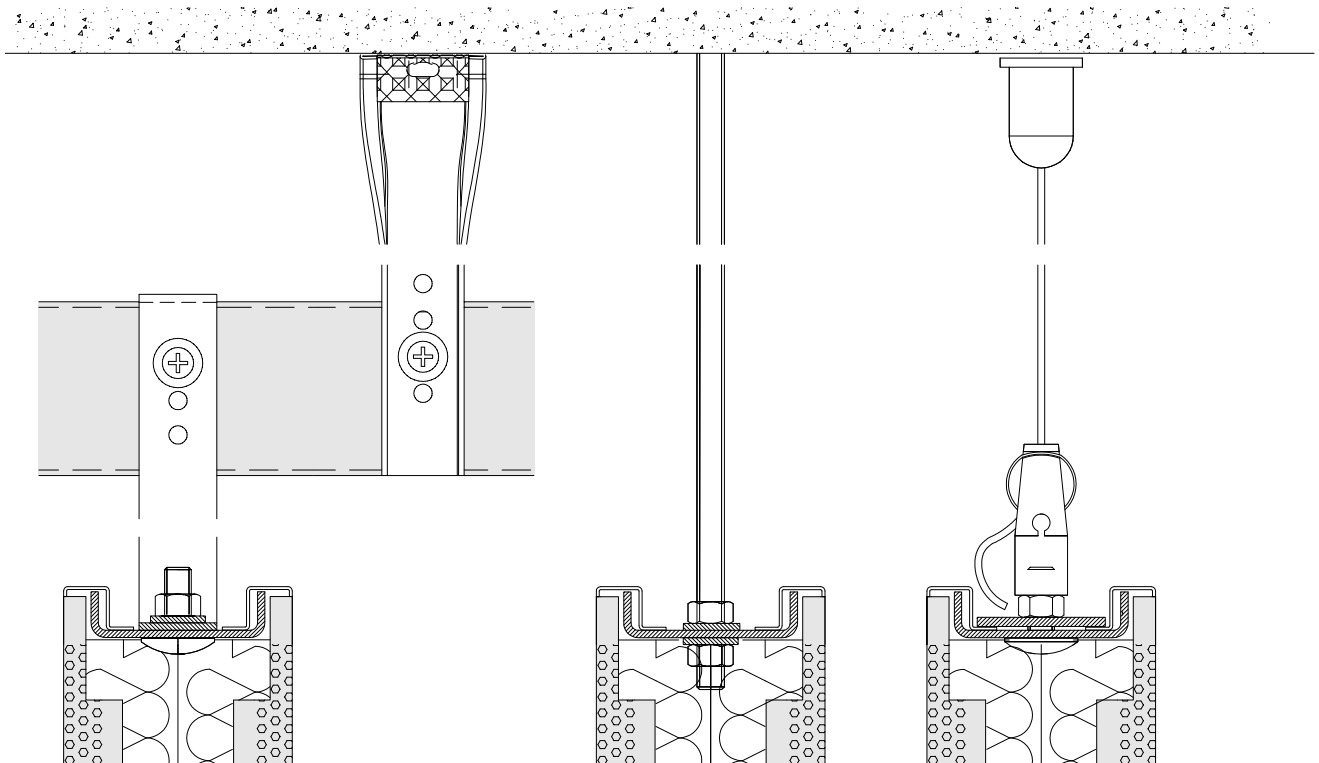


\*Lightweight installations only, see page 289 for full details.

## Grid Hanging

## Threaded Rod Hanger

## Cable Hanging



All dimensions are in mm.



SAS**510**

Birmingham New Street Station




Location  
**Birmingham, UK**  
Architect  
**Atkins**

Contractor  
**Mace Ltd**  
Purpose  
**Transport**

# SAS600



Modular plain or perforated acoustic raft and modules with service integration options.

SYSTEM GROUP		SUSPENSION METHOD	
		Threaded rod with suspension channel	
Ceiling rafts			
PANEL			
			
Hook-on		Square or Rectangle	
ACOUSTICS			
Design dependent		Design dependent	
Absorption class		Insulation	
ACCESS	SYSTEM WEIGHT	LIFE EXPECTANCY	
Rafts are open systems. When grouped as islands, full access is available	<b>14kg/m<sup>2</sup></b> Linear	<b>25yr</b>	
	Based on 1200x600mm tiles	In excess of	

# SAS PLUS

## HAVE A QUESTION?

Configurable with other products. Call us. Contact us on [enquiries@sasintgroup.com](mailto:enquiries@sasintgroup.com)





SAS600 offers a variety of applications from the purely aesthetic to high performance acoustics with service integration. The rafts and modules are available in a range of curved, flat or angled profiles as standard. Bespoke designs can be achieved to realise highly aspirational interiors.

The flexibility of SAS600 rafts and modules makes them ideal for both new build and retrofit acoustic solutions.

---

#### Module Sizes

Length: 300mm-3000mm  
Width: 300mm-1200mm

---

#### Module Shapes

Rafts and modules can be manufactured either flat or curved. Curved designs allow a larger acoustic area to be incorporated into the design.

Bespoke module sizes and shapes are available on request.

---

#### Finishes

SAS600 is available in all standard SAS finishes, please refer to page 111. Bespoke finishes are available on request.

---

#### Perforations

SAS600 can be manufactured with any standard SAS perforation pattern. For our full range of perforations, please refer to page 85. Bespoke perforations are also an option.

---

#### Acoustic Materials

Tissue wrapped acoustic mineral wool pad. Other acoustic materials are available, please refer to page 22.

---

#### Service Integration

Rafts and modules can be manufactured with integrated LED lighting and other M&E services.

---

#### Cross Ventilation

Ceiling mounted acoustic rafts provide acoustic absorption whilst allowing the concrete soffit to be fully exposed for energy-efficient natural cross ventilation cooling.

---

#### Combination Ceilings

Rafts and modules provide high levels of sound absorption. For demanding environments they can be installed in conjunction with a suspended metal ceiling.

---

#### School Specifications

SAS600 provides acoustic absorption compliant with BB93<sup>1</sup> and meets ventilation requirements detailed in BB101<sup>2</sup>.

**1** BB93: Acoustic Design of Schools

**2** BB101: Ventilation of School Buildings

---

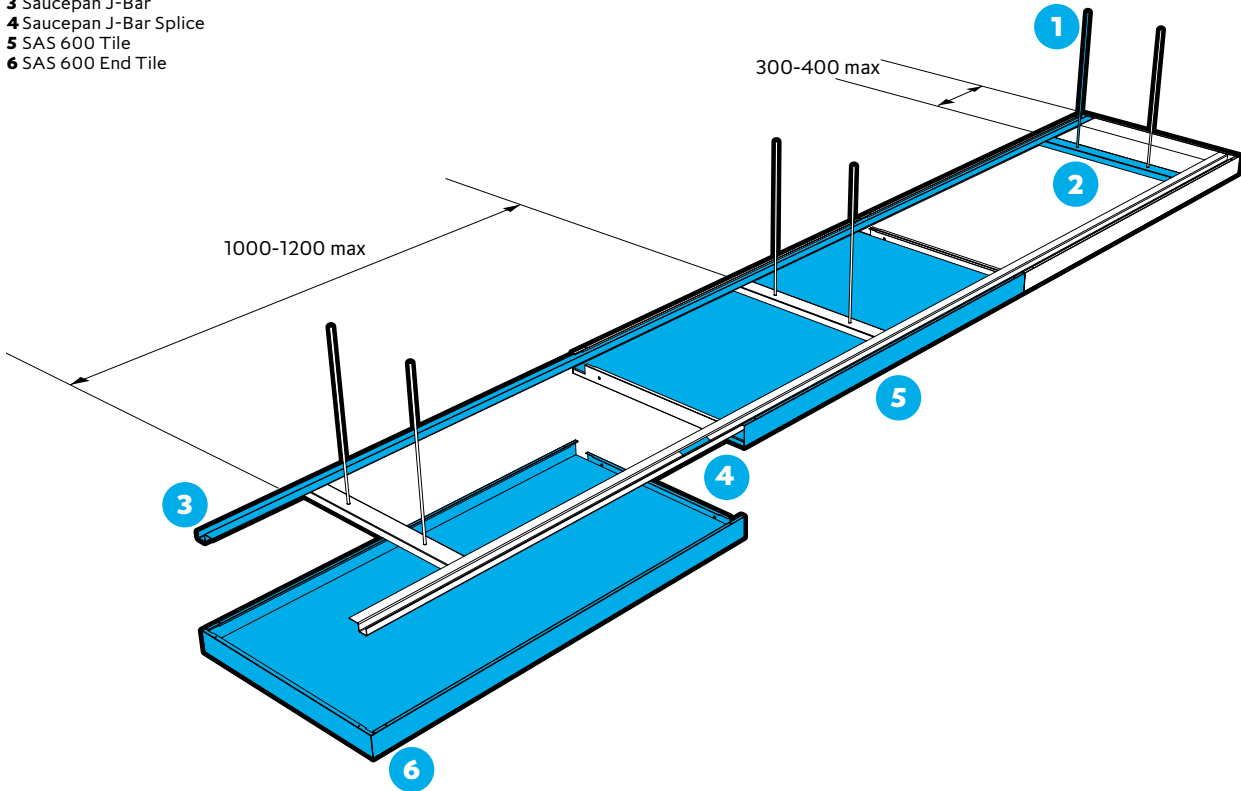
#### Technical Support

Please contact our technical team for all questions relating to access, security, bespoke features, service integration or load support.

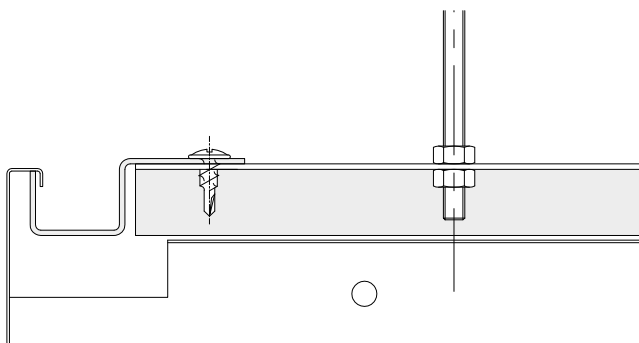
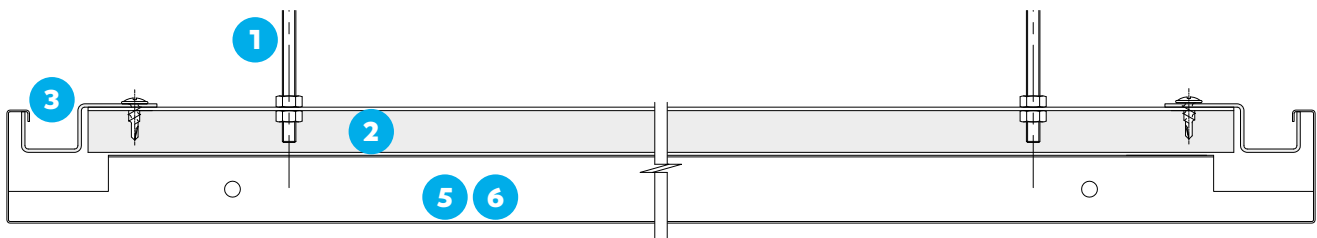
## Perspective Drawing

- 1 Threaded Rod
- 2 Support Channel
- 3 Saucepan J-Bar
- 4 Saucepan J-Bar Splice
- 5 SAS 600 Tile
- 6 SAS 600 End Tile


\*Lightweight installations only, see page 290 for full details.



## Section and detail drawings



All dimensions are in mm.



SAS**600**

2 Sempie Street

Location  
**Edinburgh, Scotland**  
 Architect  
**Michael Laird  
 Partnership**

Contractor  
**McLaughlin and  
 Harvey**  
 Purpose  
**Commercial**



# SAS610



Acoustic raft with service integration options.

SYSTEM GROUP	SUSPENSION METHOD
 Ceiling rafts	Threaded rod or wire rope

PANEL
 Rectangle

ACOUSTICS	
Design dependent	Design dependent
Absorption class	Insulation

ACCESS	SYSTEM WEIGHT	LIFE EXPECTANCY
Rafts are open systems. When grouped as islands, full access is available	<b>14kg/item</b>	<b>25yr</b>
	Based on 2500x800mm tiles	In excess of

# SAS PLUS

## HAVE A QUESTION?

Configurable with other products. Call us. Contact us on [enquiries@sasintgroup.com](mailto:enquiries@sasintgroup.com)

# SAS610 Deltawing



SAS610 is a high performance acoustic product. It offers total absorption at mid-frequencies across the entire surface area, making it at least 15% better than any other raft. The unique geometry and laminate mineral wool infill provide the most efficient means of introducing sound absorption into a space – twice that of a Class A ceiling.

---

#### Module Sizes

Length: 2500 x 800 x 80 standard unit

---

#### Module Shapes

The Deltawing raft has been specifically engineered for optimum acoustic performance. The tapering shape and module size is fixed.

---

#### Finishes

SAS610 is available in all standard SAS finishes, please refer to page 111. Bespoke finishes are available on request.

---

#### Perforations

Only specific perforations can be used on SAS610 as the open area ratio has been carefully considered for maximum acoustic performance.

Visible perforation on lower face – D1522 – 22% open area

Perforation on upper face – D2841 – 41% open area

Other perforations may be considered, please contact our technical team to discuss your requirements.

---

#### Acoustic Materials

Acoustic mineral wool pads fully enclosed within the raft structure.

Tissue wrapped pads are included in the top of the raft and are removable for access to cable routing.

---

#### Service Integration

Rafts and modules can be manufactured with integrated LED lighting and other M&E services.

---

#### Cross Ventilation

Ceiling mounted acoustic rafts provide acoustic absorption whilst allowing the concrete soffit to be fully exposed for energy-efficient natural cross ventilation cooling.

---

#### Combination Ceilings

Rafts and modules provide high levels of acoustic absorption. For demanding environments they can be installed in conjunction with a suspended metal ceiling.

---

#### Technical Support

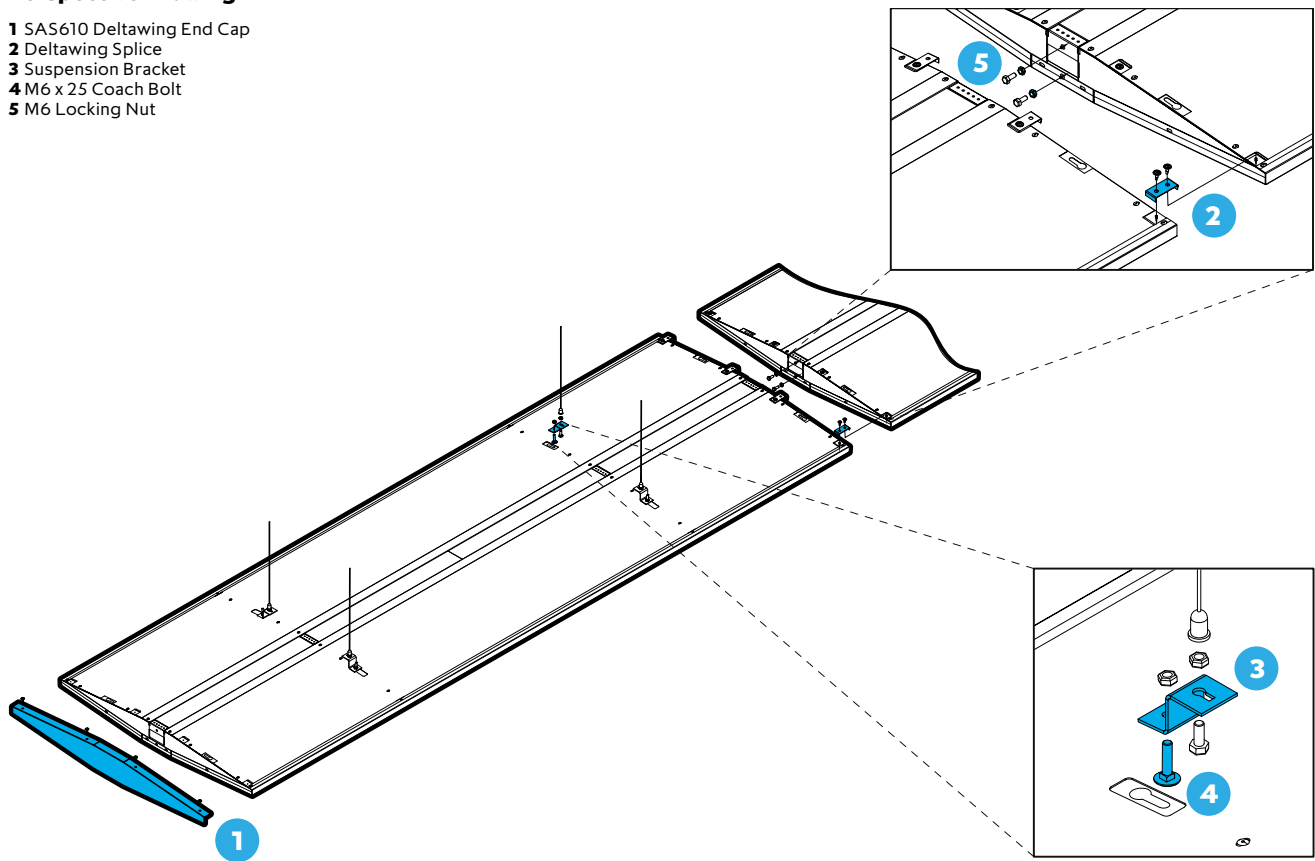
Please contact our technical team for all questions relating to access, security, bespoke features, service integration or load support.

# SAS610 Deltawing

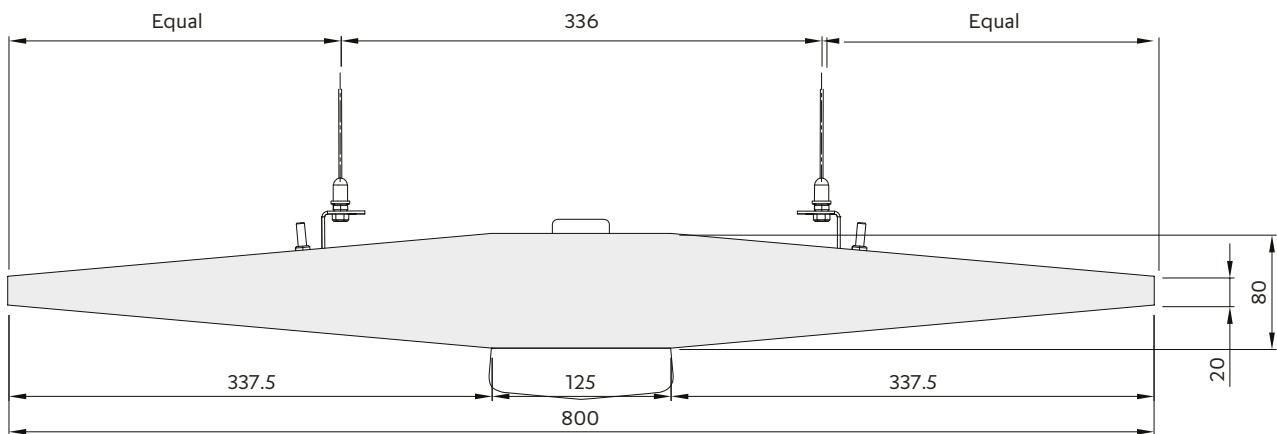


## Perspective Drawing

- 1** SAS610 Deltawing End Cap
- 2** Deltawing Splice
- 3** Suspension Bracket
- 4** M6 x 25 Coach Bolt
- 5** M6 Locking Nut



## Section and detail drawings

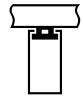









## SAS**610**

# SAS700



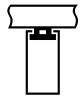
A simple to install, linear profile system ideal for budget applications requiring aesthetic treatment.

SYSTEM GROUP	SUSPENSION METHOD	
	SAS carrier profile – threaded rod suspension	
Linear profile ceiling		
PROFILE	MATERIAL	
	<b>Steel</b>	
Clip-on		
APPLICATION	END CAPS	
Interior only		
ACCESS	SYSTEM WEIGHT	LIFE EXPECTANCY
Limited access (standard system)	<b>0.7- 1.1kg/m</b> + Grid	<b>25yr</b>
	Project dependent	In excess of

SAS **PLUS**

HAVE A QUESTION?

Configurable with other products. Call us.  
Contact us on [enquiries@sasintgroup.com](mailto:enquiries@sasintgroup.com)



SAS700 is intended for projects requiring an aesthetic finish where tight budget control is a major factor. The system is ideally suited to expansive retail environments and other, similar high traffic areas requiring smoke extraction applications.

A highly-cost effective steel linear profile option, SAS700 comprises a steel rolled profile which simply clips into the carrier.

## Profile Sizes

Standard Length	3000mm
Standard Width	30mm
Standard Depths	60 or 80mm

Bespoke profiles are available on request. Longer continuous runs can be achieved through splices.

## Access

Standard SAS700 systems have limited void access.

## Finishes

SAS700 is available in all standard SAS finishes, please refer to page 111. Bespoke finishes are available on request.

## End Cuts

SAS700 can be cut to size on-site during installation. SAS would only recommend square cut ends due to the inherent properties of steel.

## Service Integration

Service integration is limited to separately mounted services in between profiles.

## Technical Support

Please contact our technical team for all questions relating to access, bespoke features and service integration.







SAS**700**

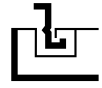
Grand Central

---



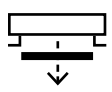
Location  
**Birmingham, UK**  
Architect  
**Haskoll Architects**

Contractor  
**Mace Ltd**  
Purpose  
**Retail**

# SAS710



A highly-cost effective steel linear profile option, for discontinues runs and corridor applications.

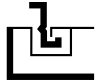
SYSTEM GROUP		SUSPENSION METHOD			
		EMAC Channel EMAC Hanger suspension			
Linear profile ceiling		V-Notched J-Bar			
PROFILE		MATERIAL			
		<b>Steel</b>			
Hook-on					
APPLICATION		END CAPS			
Interior and exterior (with clips)		<b>X</b>			
ACCESS		SYSTEM WEIGHT		LIFE EXPECTANCY	
		<b>0.7-1.1kg/m</b> + Grid		<b>25yr</b>	
Full – demountable profiles				In excess of	

# SAS PLUS

## HAVE A QUESTION?

Configurable with other products. Call us.  
Contact us on [enquiries@sasintgroup.com](mailto:enquiries@sasintgroup.com)





SAS710 is a discontinuous linear profile system intended for use in corridors and shorter run applications between ceiling features. Similar to SAS700, 710 is ideally suited to high traffic zones requiring open areas for smoke extraction.

A highly cost-effective linear profile option, SAS710 comprises a steel rolled profile which simply hooks onto the carrier.

SAS710 can be adapted for exterior applications also. Please contact our technical team for more details.

### Profile Sizes

Standard Length	3000mm
Standard Width	30mm
Standard Depths	60 or 98mm

Bespoke profiles are available on request. Longer continuous runs can be achieved through splices.

### Access

SAS710 profiles can simply be demounted for void access.

### Finishes

SAS710 is available in all standard SAS finishes, please refer to page 111. Bespoke finishes are available on request.

### Service Integration

Service integration is limited to separately mounted services in between profiles.

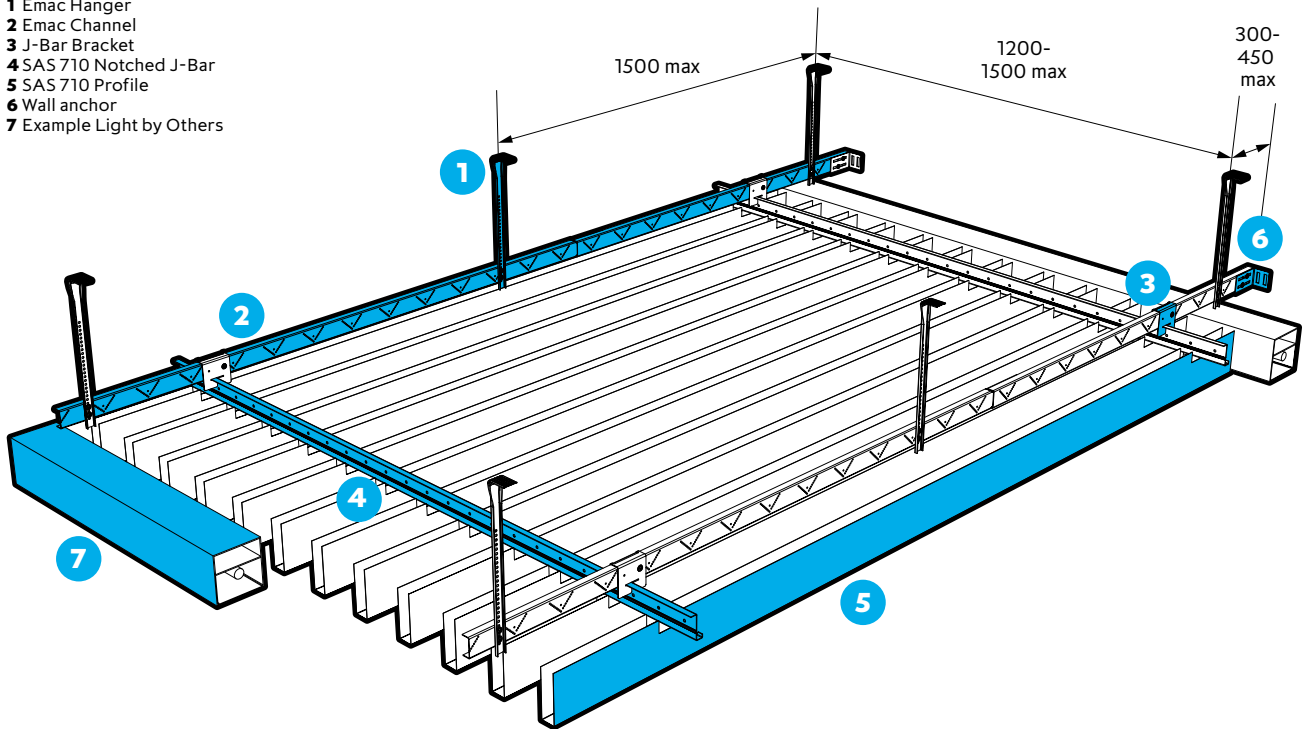
### Technical Support

Please contact our technical team for all questions relating to access, bespoke features and service integration.

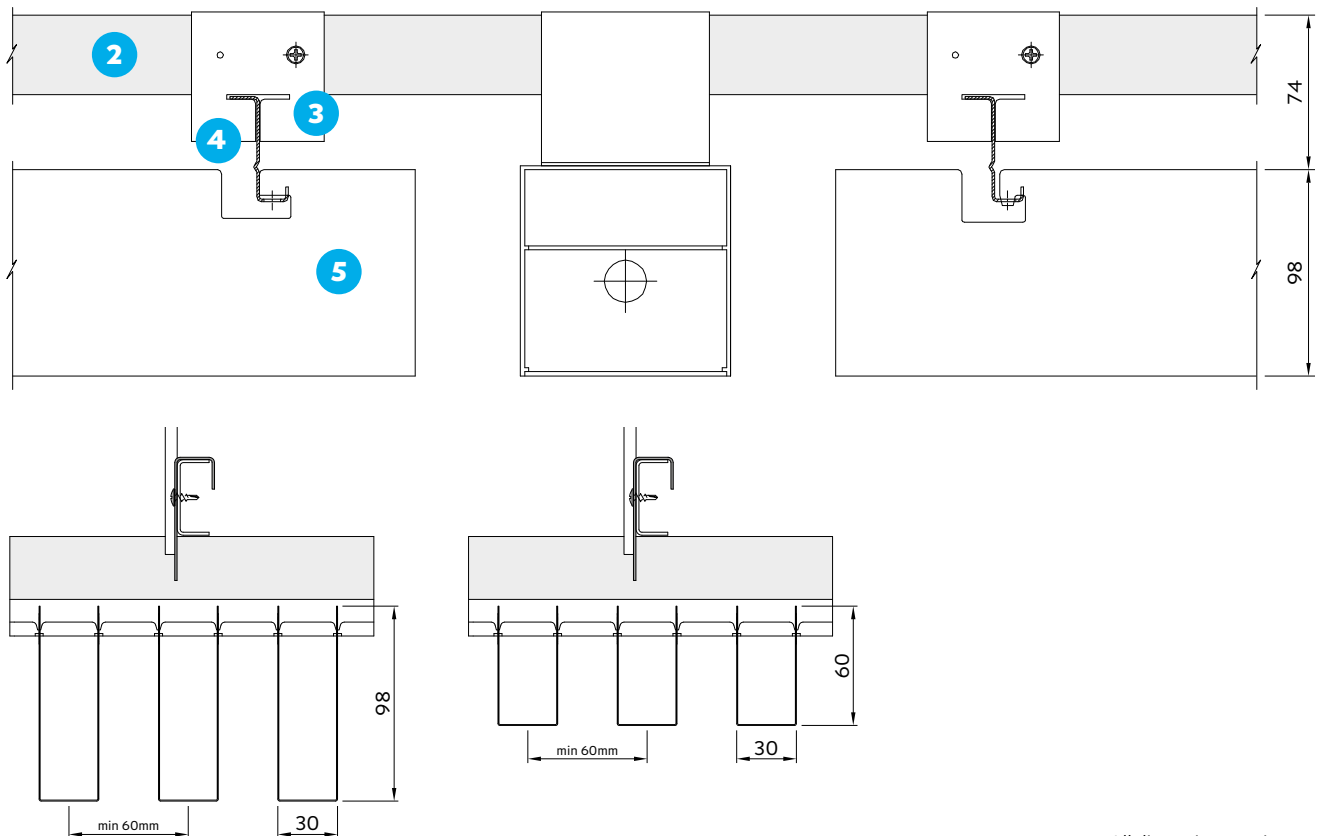


## Perspective Drawing

- 1 Emac Hanger
- 2 Emac Channel
- 3 J-Bar Bracket
- 4 SAS 710 Notched J-Bar
- 5 SAS 710 Profile
- 6 Wall anchor
- 7 Example Light by Others




## Section and detail drawings



All dimensions are in mm.





SAS**710**

Aeropuerto de Santiago

---

Location  
**Santiago, Spain**  
Architect  
**Alberto Noguero  
+ Pilar Diez  
arquitectura**




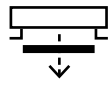
Contractor  
**UTE Lavacolla**  
Purpose  
**Transport**



# SAS720



A robust linear plank ceiling system suitable for service integration as an integral design feature.

SYSTEM GROUP		GRID			
		Notched EMAC grid EMAC Hanger suspension			
Linear profile ceiling					
PROFILE		MATERIAL			
		<b>Steel</b>			
Plank C-Profile					
APPLICATION		END CAPS			
Interior and exterior					
ACCESS		SYSTEM WEIGHT		LIFE EXPECTANCY	
		<b>0.9Kg/lm</b> + Grid		<b>25yr</b>	
Full – demountable profiles				In excess of	

SAS **PLUS**

HAVE A QUESTION?

Configurable with other products. Call us.  
Contact us on [enquiries@sasintgroup.com](mailto:enquiries@sasintgroup.com)



SAS720 is a linear ‘plank’ system, available in a variety of widths and depths depending on aesthetic preference. Highly robust and sturdy, SAS720 is suitable for service integration as an integral design feature, offering significant creative flexibility.

SAS720 comprises steel rolled c-profiles which hook over the carrier. Costs can be controlled through wider profile spacing if required.

---

## Profile Sizes

Standard Length	3000mm
Standard Width	50mm, 100mm, 150mm
Standard Depths	30mm

Bespoke profiles sizes and waveform profiles are available on request. Longer continuous runs can be achieved through splices and profiles are secured using barbed edge clips located at the end of profiles.

---

## Access

SAS720 profiles can simply be demounted for void access.

---

## Finishes

SAS720 is available in all standard SAS finishes, please refer to page 111. Bespoke finishes are available on request.

---

## Service Integration

SAS720 profiles can be formed with apertures during manufacturing for integration with lights and other services.

---

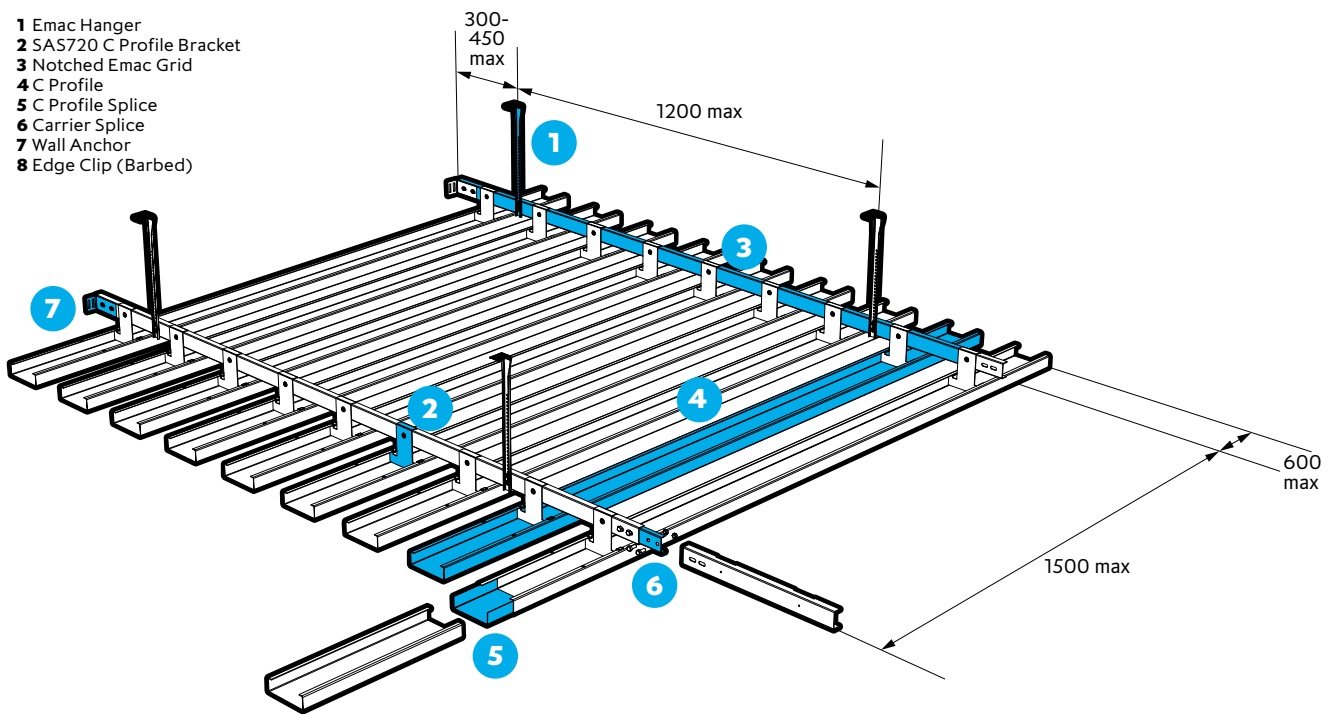
## Technical Support

Please contact our technical team for all questions relating to access, bespoke features and service integration.

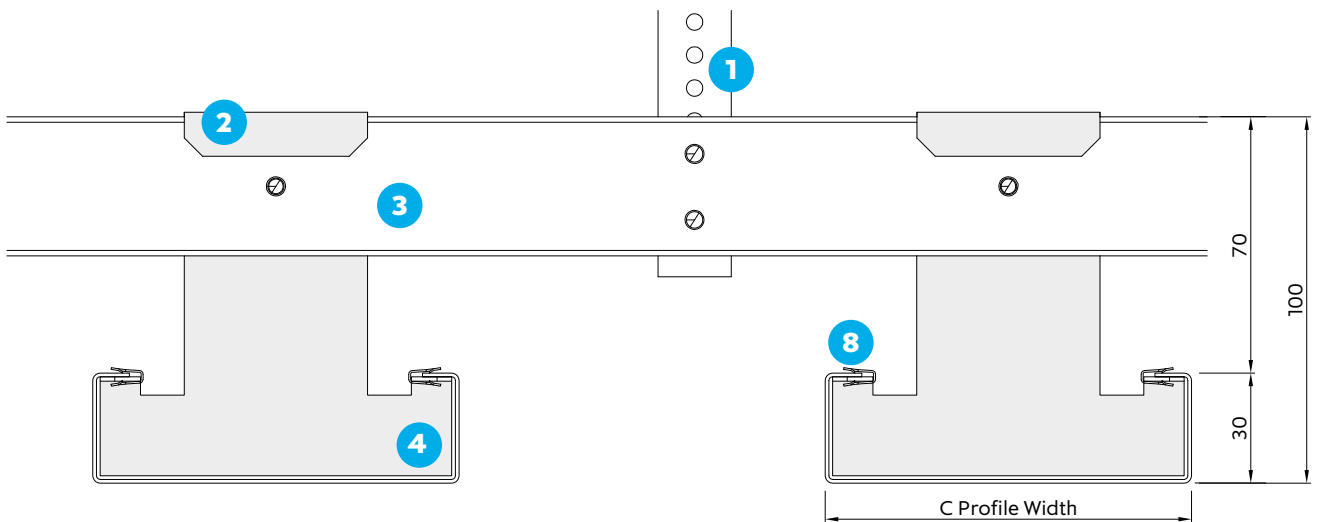


## Perspective Drawing

- 1 Emac Hanger
- 2 SAS720 C Profile Bracket
- 3 Notched Emac Grid
- 4 C Profile
- 5 C Profile Splice
- 6 Carrier Splice
- 7 Wall Anchor
- 8 Edge Clip (Barbed)




## Section Drawing



All dimensions are in mm.





SAS**720**

LinkedIn EMEA HQ

---



Location  
**Dublin, Ireland**  
Architect  
**RKD Architects**

Contractor  
**Walls Construction**  
Purpose  
**Commercial**

# SAS730



A discontinuous aluminium profile ceiling offering alternate profiles for a completely different aesthetic.

SYSTEM GROUP	SUSPENSION METHOD	
	EMAC Channel	
Linear profile ceiling		
PROFILE	MATERIAL	
	<b>Aluminium</b>	
Clip-in H and U form extrusions		
APPLICATION	END CAPS	
Interior and exterior	<b>X</b>	
ACCESS	SYSTEM WEIGHT	LIFE EXPECTANCY
Limited access – standard system	<b>0.4Kg/lm</b> + Grid	<b>25yr</b>
In excess of		

SAS **PLUS**

HAVE A QUESTION?

Configurable with other products. Call us.  
Contact us on [enquiries@sasintgroup.com](mailto:enquiries@sasintgroup.com)





SAS730 is a linear profile system offering ‘H’ and ‘U’ formed profiles for an alternative aesthetic finish. The system is ideally suited to premium retail environments and other, similar high traffic areas requiring smoke extraction applications.

As an aluminium-extruded profile system, SAS730 offers superior quality, bespoke finishes and can accommodate complex geometry.

### Profile Sizes

Standard Length	3000mm Max.
Standard Width	30mm
Standard Depths	35mm

Bespoke profile sizes and waveform profiles are available on request. SAS730 is limited to 3000mm lengths max.

### Access

SAS730 offers limited access as standard. Integral 600mm<sup>2</sup> and 1000mm<sup>2</sup> access hatches can be achieved as a non-standard offering.

### Finishes

SAS730 is available in all standard SAS finishes, please refer to page 111. Bespoke finishes are available on request, including polished and anodised.

### Service Integration

Service integration is limited to separately mounted services in between profiles.

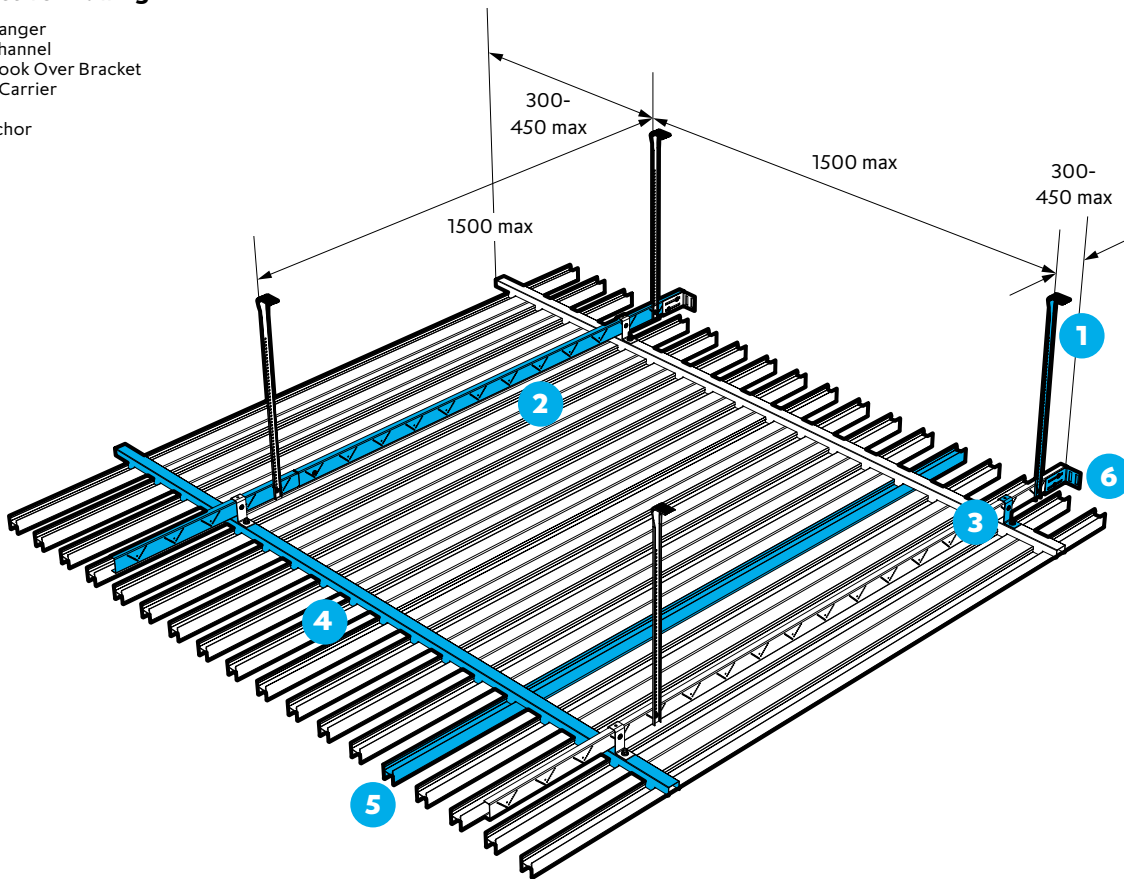
### Technical Support

Please contact our technical team for all questions relating to access, bespoke features and service integration.

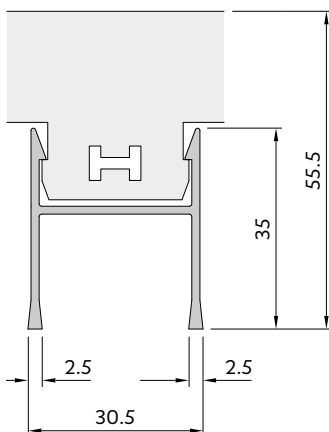
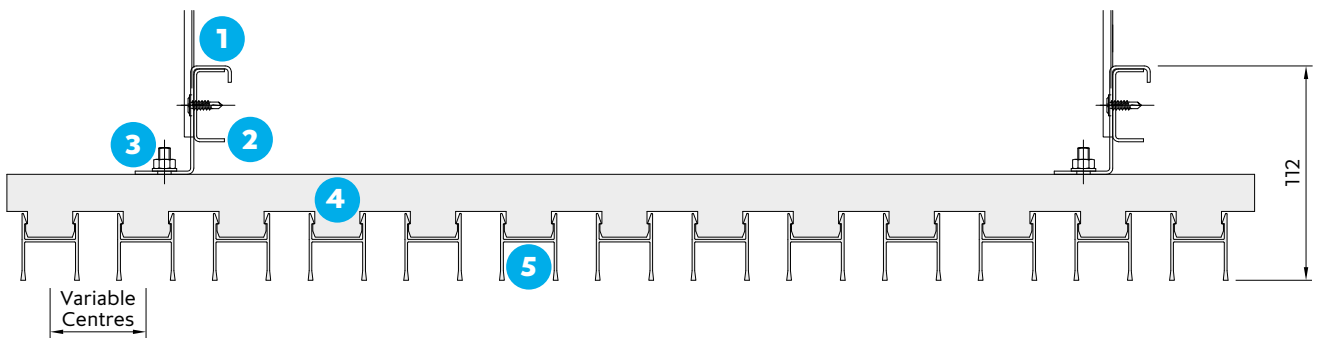


## Perspective Drawing

- 1 Emac Hanger
- 2 Emac Channel
- 3 Emac Hook Over Bracket
- 4 H-Line Carrier
- 5 H-Line
- 6 Wall anchor



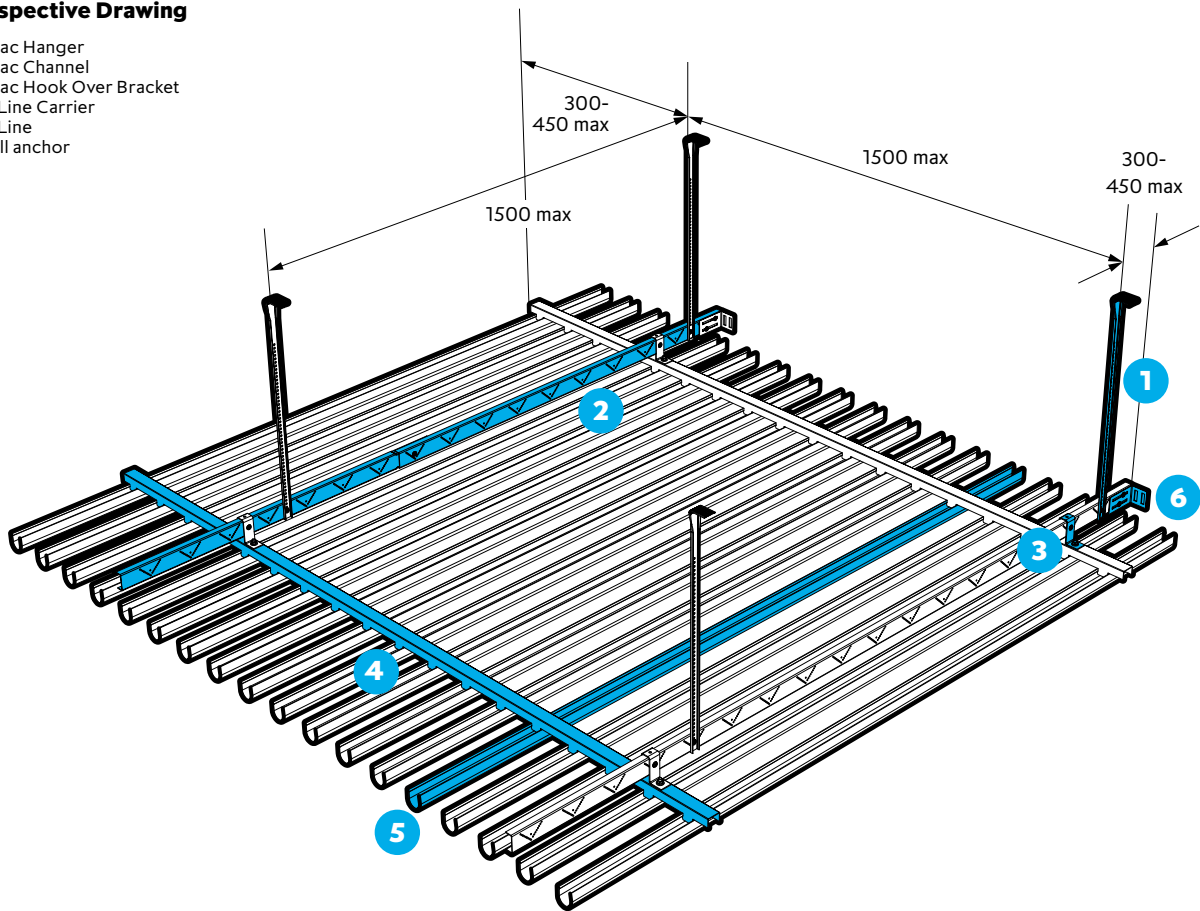
## Section and detail drawings



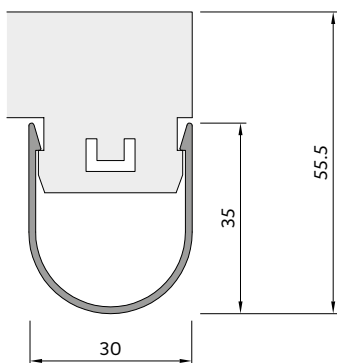
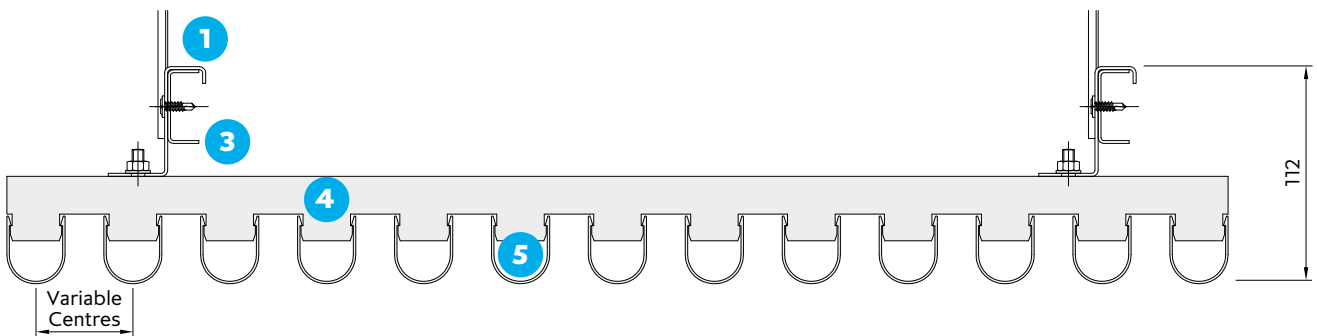
All dimensions are in mm.

## Perspective Drawing

- 1 Emac Hanger
- 2 Emac Channel
- 3 Emac Hook Over Bracket
- 4 U-Line Carrier
- 5 U-Line
- 6 Wall anchor



## Section and detail drawings



All dimensions are in mm.

**Other profiles available for further information please contact the technical design team.**



SAS**730**

Westfield, Stratford City

Location  
**London, UK**  
Architect  
**Westfield Shopping  
Towns Ltd**

Contractor  
**Westfield Shopping  
Towns Ltd**  
Purpose  
**Retail**





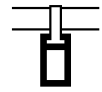
SAS**730**

M&S

Location  
**London, UK**  
Architect  
**MCM Architecture**

Contractor  
**ISG Interior Exterior**  
Purpose  
**Retail**

# SAS740



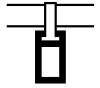
A premium linear profile ceiling, offering enhanced aesthetics, void access, service integration and acoustic performance.

SYSTEM GROUP		GRID
		EMAC grid EMAC Hanger suspension
Linear profile ceiling		
PROFILE	MATERIAL	
	<b>Aluminium</b>	
Bolt-on rectilinear – as standard		
ACOUSTICS	APPLICATION	END CAPS
<b>A-D</b>	Interior and exterior	✓
Absorption class		
ACCESS	SYSTEM WEIGHT	LIFE EXPECTANCY
Full void access	<b>1.1-1.8kg/m</b> + Grid	<b>25yr</b>
In excess of		

SAS **PLUS**

HAVE A QUESTION?

Configurable with other products. Call us.  
Contact us on [enquiries@sasintgroup.com](mailto:enquiries@sasintgroup.com)



SAS740 is the most versatile of SAS' linear ceilings, able to accommodate complex geometry and void access. Unlike other continuous linear profile systems, SAS740 can intersperse with acoustic infill panels.

The aluminium system is suitable for spaces requiring a premium aesthetic alternative to suspended tile or open cell ceilings.

## Profile Sizes

Standard Length	3000mm
Standard Dimensions	30 x 165mm 40 x 100mm

SAS740 can accommodate a wide range of bespoke profile shapes, sizes and waveform profiles, all available on request. Longer continuous runs can be achieved through splices.

## Access

Void access can be achieved through demounting profiles or access panels.

## Finishes

SAS740 is available in all standard SAS finishes, please refer to page 111. Bespoke finishes are available on request, including polished and anodised.

## Acoustic Materials

SAS740 can be specified with acoustic tiles in between linear profiles containing an acoustic mineral wool pad with black tissue face, foil back and sides. Typically supplied in RAL 9005 black PPC as standard. Other acoustic materials are available, please refer to page 22.

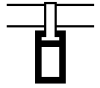
## Service Integration

Full services and lighting integration. SAS740 is also available with a fully integrated LED strip, for more information please go to [sasintgroup.com/lighting](https://sasintgroup.com/lighting) or email [enquiries@sasint.co.uk](mailto:enquiries@sasint.co.uk) to request a brochure.

## Technical Support

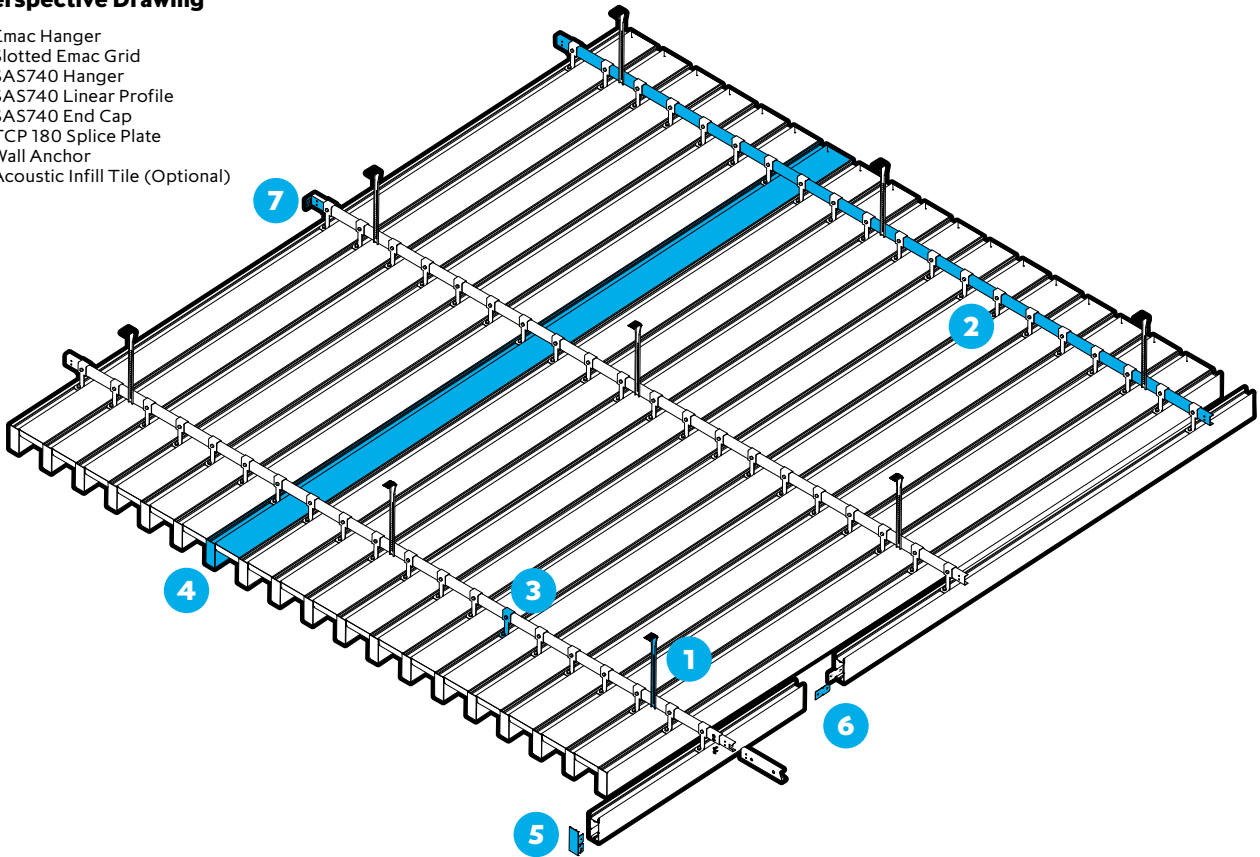
Please contact our technical team for all questions relating to access, bespoke features and service integration.



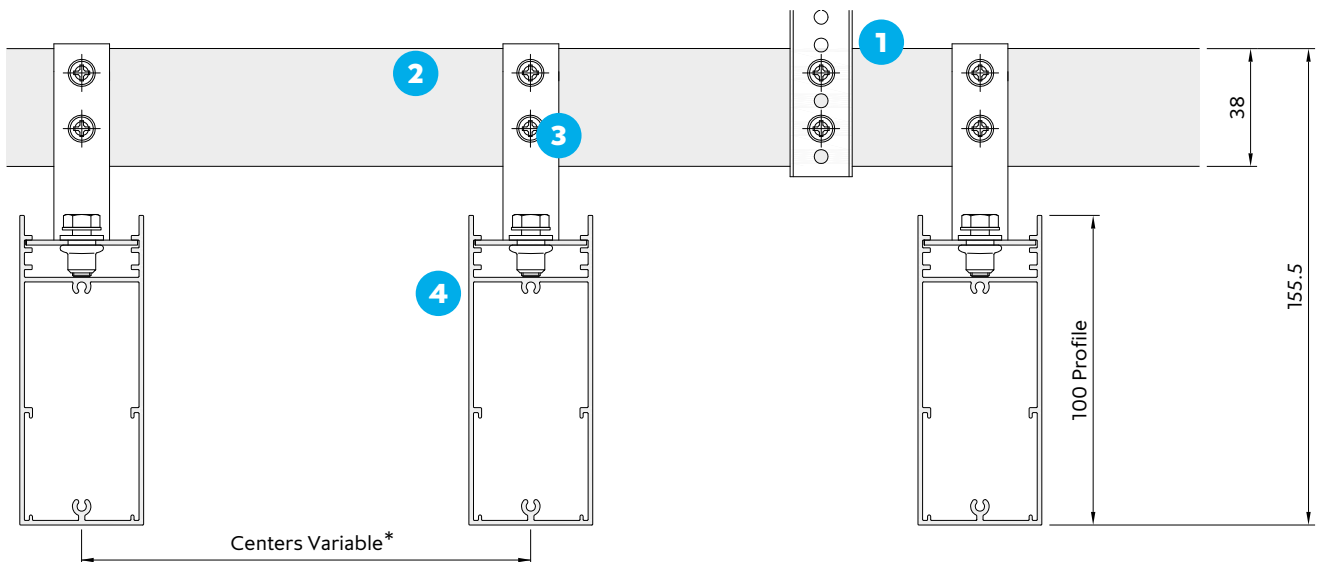


## Perspective Drawing

- 1 Emac Hanger
- 2 Slotted Emac Grid
- 3 SAS740 Hanger
- 4 SAS740 Linear Profile
- 5 SAS740 End Cap
- 6 TCP 180 Splice Plate
- 7 Wall Anchor
- 8 Acoustic Infill Tile (Optional)



## Section Drawing – Hanger Short



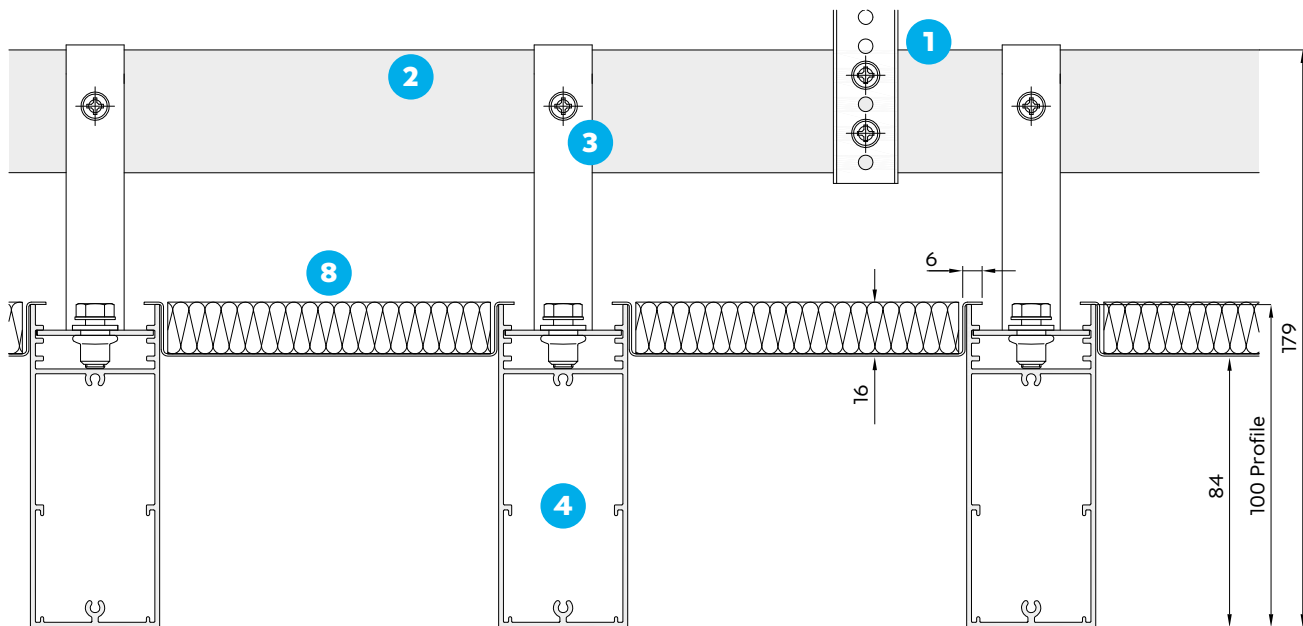
\* Sound absorption for acoustics dependent on profile centres

All dimensions are in mm.

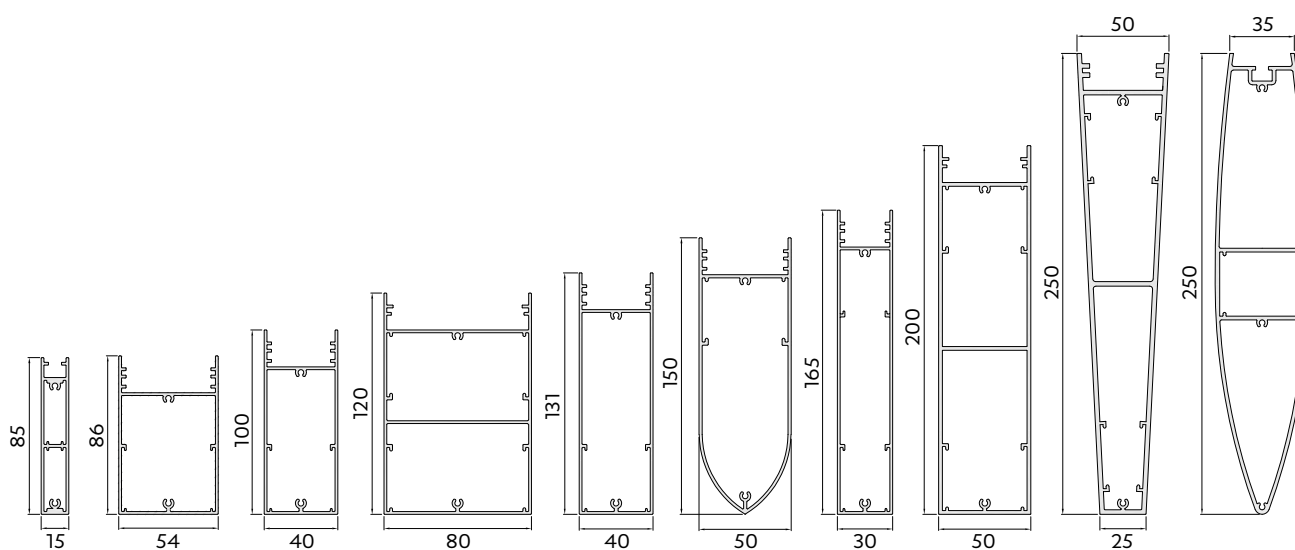


## Section Drawing – Hanger Long

- 1 Emac Hanger
- 2 Slotted Emac Grid
- 3 SAS740 Hanger
- 4 SAS740 Linear Profile
- 5 SAS740 End Cap
- 6 TCP 180 Splice Plate
- 7 Wall Anchor
- 8 Acoustic Infill Tile (Optional)




## Profiles Available\*



**\*For further information on additional profiles please contact the technical design team.**

All dimensions are in mm.




SAS740

V&A Museum

Location  
**Dundee, Scotland**  
Architect  
**Kengo Kuma & Cre8  
Architecture**

Contractor  
**BAM Construction  
Ltd: Scotland**  
Purpose  
**Leisure**





SAS**740**

Ocean Network Express

Location  
**London, UK**  
Architect  
**Cushman & Wakefield**

Contractor  
**Morgan Lovell**  
Purpose  
**Commercial**

# SAS750



A visually impactful, premium tubular ceiling system offering waveforms, full access and service integration.


SYSTEM GROUP	SUSPENSION METHOD	
	SAS carrier rail threaded rod suspension	
Linear profile ceiling		
PROFILE	MATERIAL	
	<b>Aluminium / Steel</b>	
Tubular – as standard		
APPLICATION	END CAPS	
Interior and exterior (aluminium)		
ACCESS	SYSTEM WEIGHT	LIFE EXPECTANCY
Full void access	<b>0.5-1.5Kg/m</b>	<b>25yr</b>
	Depending on diameter and grid	In excess of

SAS **PLUS**

HAVE A QUESTION?

Configurable with other products. Call us. Contact us on [enquiries@sasintgroup.com](mailto:enquiries@sasintgroup.com)

# SAS750 Tubeline



SAS750 Tubeline fosters dynamic and impactful design along with practical considerations such as access and service integration. Tubeline offers specifiers numerous design features, such as curves and waveforms, as well as horizontal, vertical, interior and exterior mounting.

Available as either aluminium extrusions or rolled steel tubular sections, Tubeline is also available with a fully integrated LED strip (for more information please go to [sasintgroup.com/lighting](http://sasintgroup.com/lighting))

## Profile Sizes

Standard Length	3000mm
Standard Dimensions	25mm 50mm

SAS750 can accommodate a wide range of bespoke profile shapes, sizes and waveform profiles, all available on request. Longer continuous runs can be achieved through splices.

## Access

Void access can be achieved through demounting profiles or integrated access hatches.

## Finishes

SAS750 Tubeline is available in all standard SAS finishes, please refer to page 111. Bespoke finishes are available on request, including polished and anodised (aluminium only).

## Service Integration

Full services and lighting integration

## Technical Support

Please contact our technical team for all questions relating to access, bespoke features and service integration.

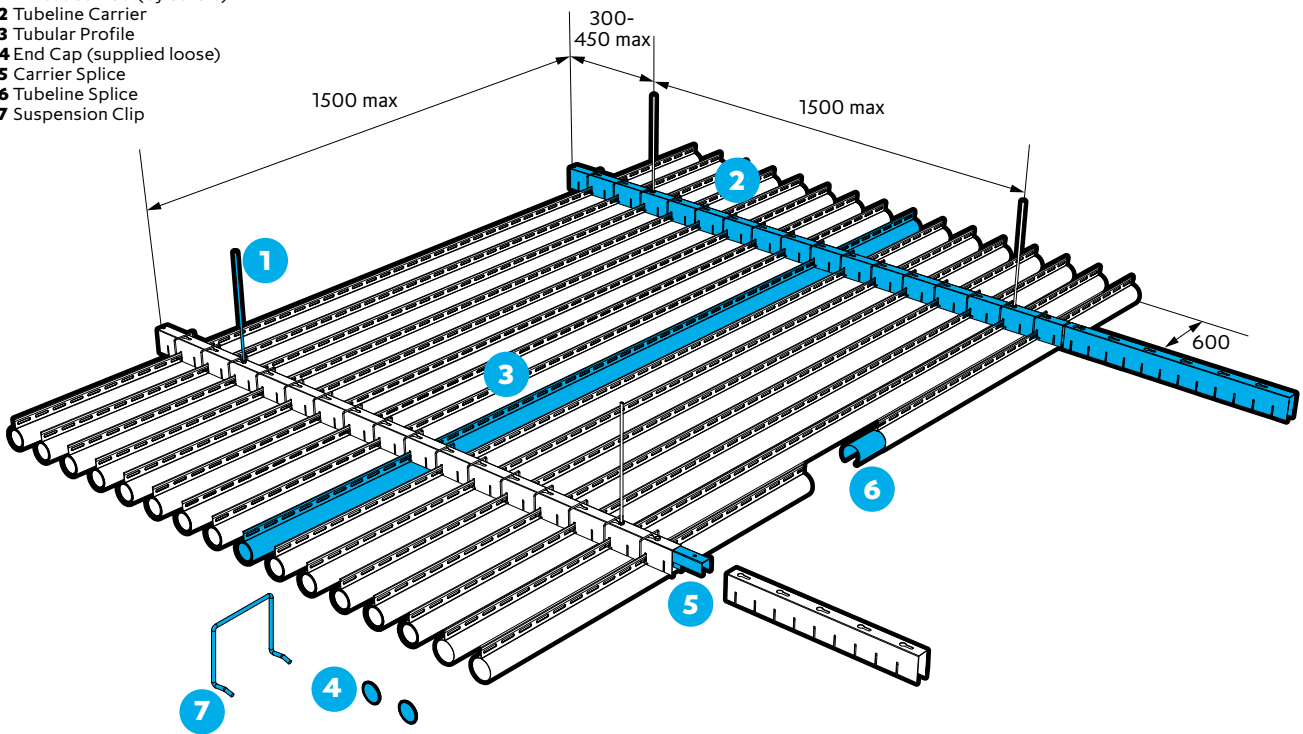




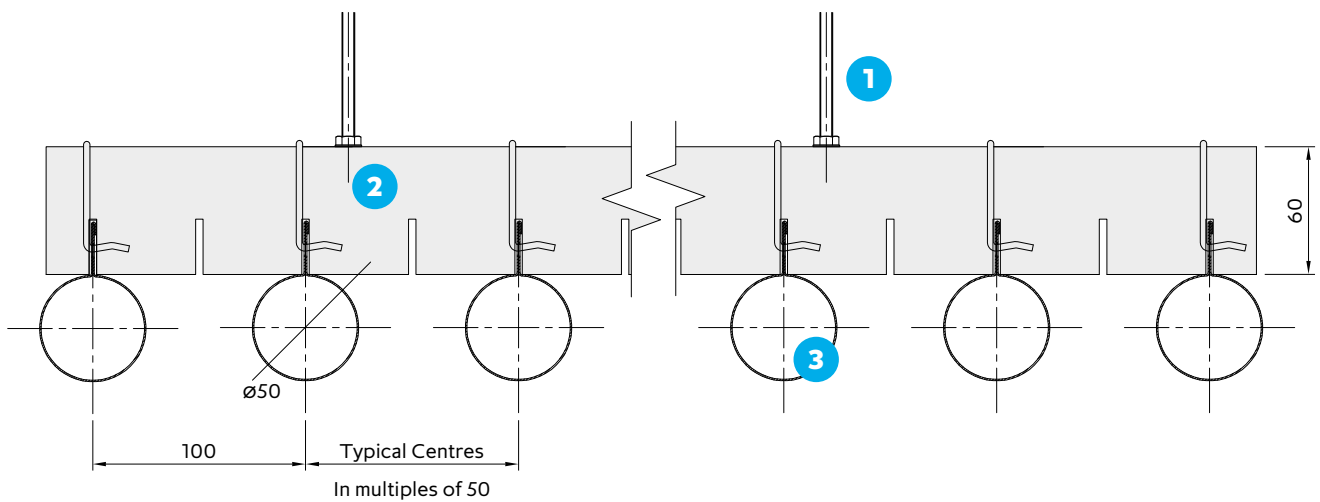


## Standard Perspective Drawing

- 1 Threaded Rod (by others)
- 2 Tubeline Carrier
- 3 Tubular Profile
- 4 End Cap (supplied loose)
- 5 Carrier Splice
- 6 Tubeline Splice
- 7 Suspension Clip



## Standard Section Drawing



All dimensions are in mm.



SAS**750**


John Lewis

Location  
**Birmingham, UK**  
Architect  
**John Lewis Design  
Team, Brooker Flynn  
Architects**


Contractor  
**Mace Ltd**  
Purpose  
**Retail**




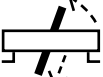
# SAS800



A lightweight and quick to install, modular open cell ceiling with monolithic appearance for smoke extraction applications.

SYSTEM GROUP	GRID
 Open cell ceiling	15mm Tee grid EMAC Hanger suspension

PROFILE
 Lay-in square


ACCESS	SYSTEM WEIGHT	LIFE EXPECTANCY
 Lift and tilt	<b>2.5Kg/m<sup>2</sup></b> Dependent on cell configuration	<b>25yr</b> In excess of

## SAS PLUS

### HAVE A QUESTION?

Configurable with other products. Call us.  
Contact us on [enquiries@sasintgroup.com](mailto:enquiries@sasintgroup.com)





SAS800 Trucell is a decorative open cell ceiling, for airflow and smoke extraction applications. The metal ceiling system comprises a series of open cell modules designed to lay onto a suspension grid. The ceiling tiles can integrate within other metal ceiling systems and plasterboard ceilings.

Trucell is ideal for retail, transport or leisure applications with high human traffic flow. Rapid and safe smoke extraction is critical in such environments.

### Module Sizes

600mm x 600mm panels and 600 x 1200mm (nominal depth 40mm).

Cell sizes are available in six different configurations (mm).

50 x 50	120 x 120
75 x 75	150 x 150
86 x 86	200 x 200
100 x 100	Rectangle

Bespoke modules and tile sizes are available, subject to the size being divisible by the available cell sizes.

### Access

Tiles can simply be lifted and removed from the grid.

### Finishes

International White Pre-coat as standard. SAS800 is also available in RAL colours and other bespoke PPC finishes on request.

### Service Integration

Trucell allows fire detection and control systems, air conditioning and other services to be located within the ceiling void. Traditional decorative lighting and LEDs can be installed within single or multiple adjacent cells.


### Open Area

Open area is dependent on panel size. Based on a 600mm x 600mm panel, the cell configurations will have the corresponding open area:

Cells	Open Area
200 x 200	85.6%
150 x 150	82.2%
120 x 120	77%
100 x 100	74%
86 x 86	70%
75 x 75	66.1%
60 x 60	56%
50 x 50	49%

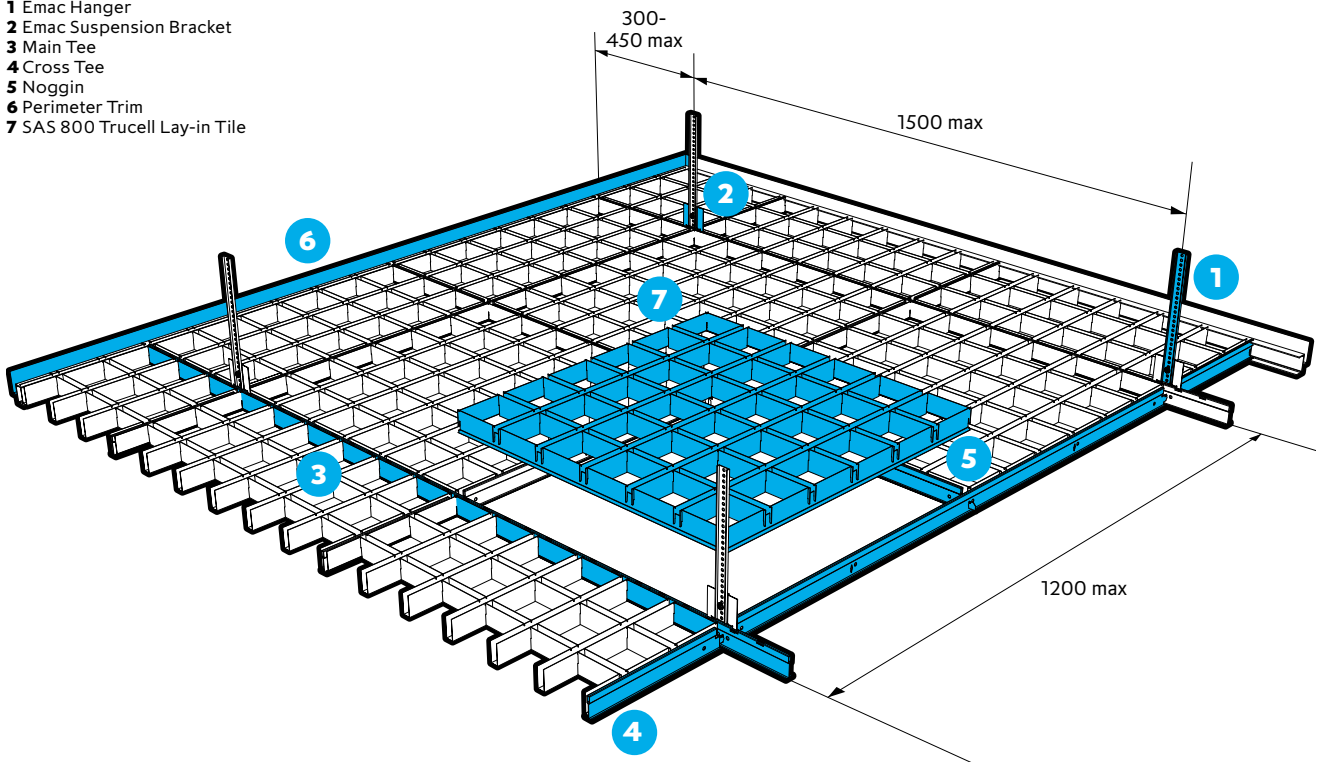
### Technical Support

Please contact our technical team for all questions relating to access, security, bespoke features, service integration or load support.

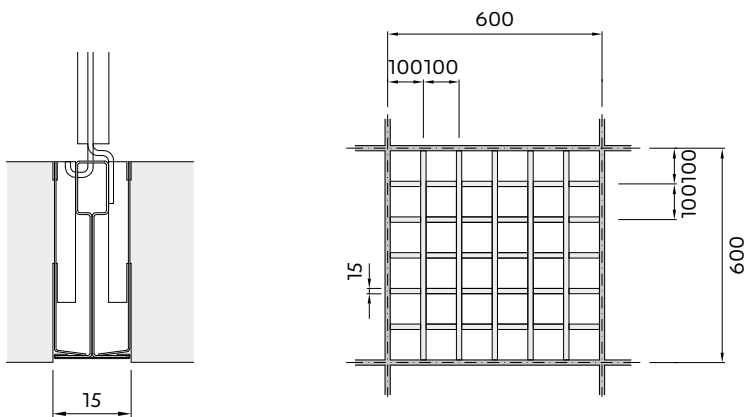
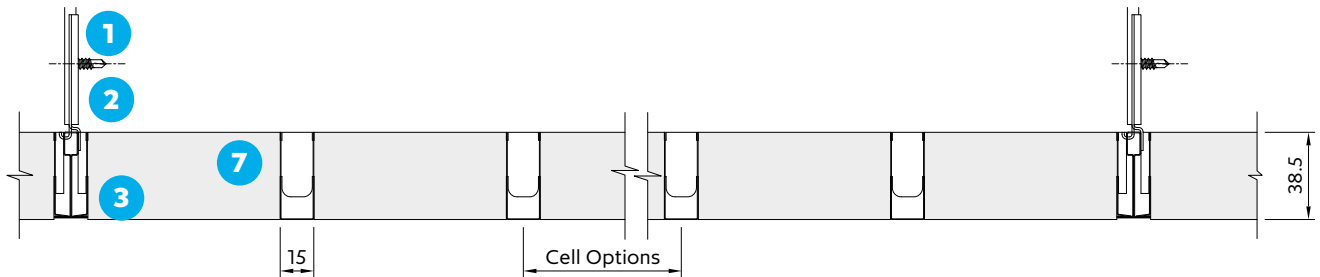


## Perspective Drawing


- 1 Emac Hanger
- 2 Emac Suspension Bracket
- 3 Main Tee
- 4 Cross Tee
- 5 Noggin
- 6 Perimeter Trim
- 7 SAS 800 Trucell Lay-in Tile



## Section and detail drawings

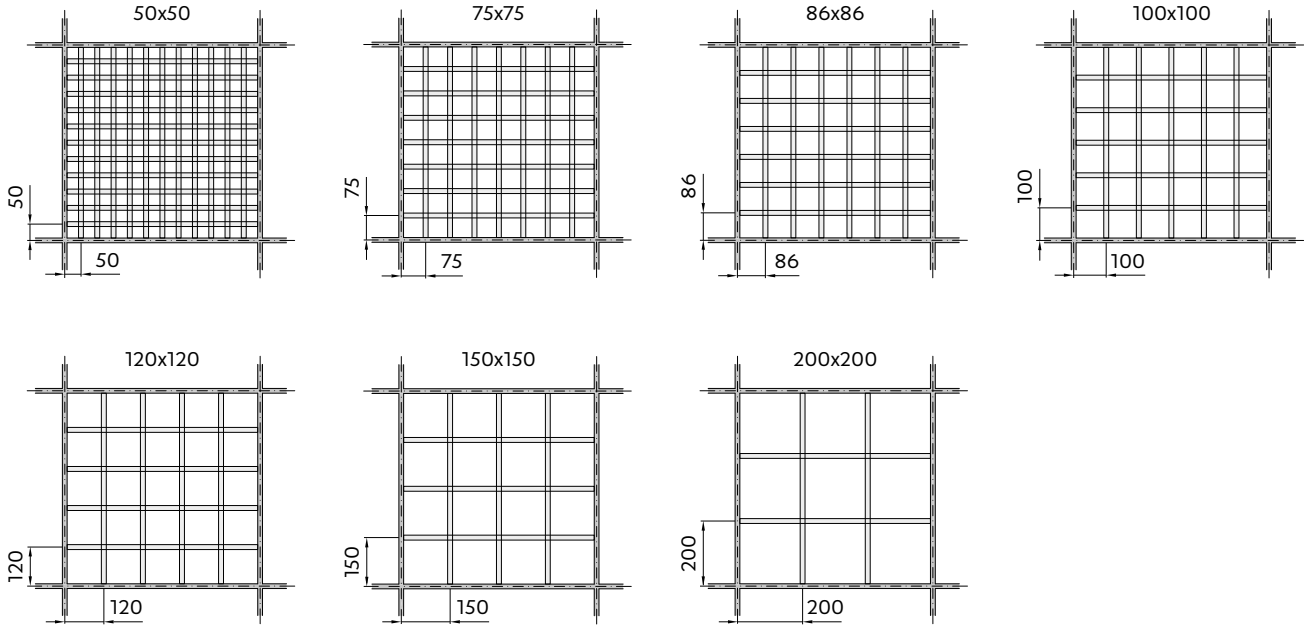


All dimensions are in mm.



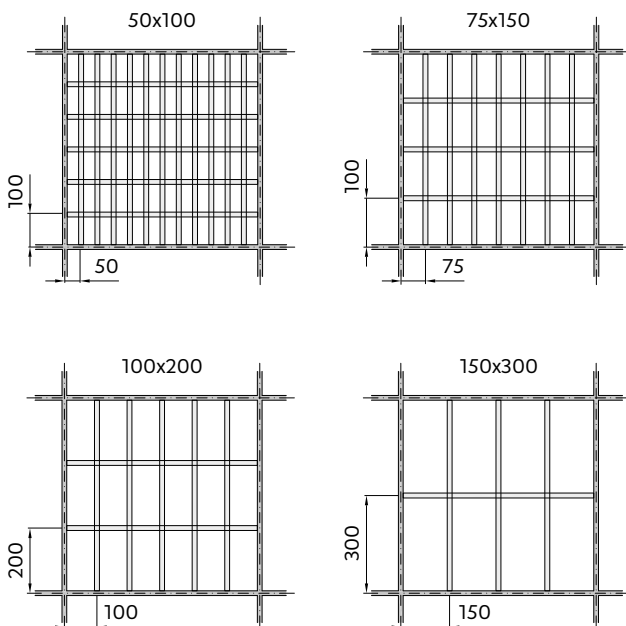
## Square Cells

Standard cell sizes for 600mm module




## Rectangle Cells

Standard cell sizes for 600mm module



All dimensions are in mm.





## SAS800

### The Curve

---

Location  
**Leicester, UK**  
Architect  
**Rafael Vinoly  
Architects**

Contractor  
**Lendlease**  
Purpose  
**Leisure**



SAS**800**

Westpac, Barangaroo

Location  
**Sydney, Australia**  
Architect  
**Geyer**


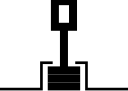
Contractor  
**Lendlease**  
Purpose  
**Commercial**



# SAS810



A lightweight and quick to install, triangular open cell ceiling with monolithic appearance for smoke extraction applications.

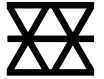
SYSTEM GROUP		SUSPENSION METHOD	
		SAS Aluminium T Wire suspension	
Open cell			
PROFILE		MATERIAL	
		<b>Aluminium</b>	
Lay-in Triangular – as standard			
ACCESS	SYSTEM WEIGHT	LIFE EXPECTANCY	
Full void access	<b>2.5Kg/m2</b> Approx.	<b>25yr</b>	
		In excess of	

SAS **PLUS**

HAVE A QUESTION?

Configurable with other products. Call us.  
Contact us on [enquiries@sasintgroup.com](mailto:enquiries@sasintgroup.com)





SAS810 Tricell is a decorative open cell ceiling, for airflow and smoke extraction applications. Tricell is an aesthetic development of Trucell, offering the specifier an alternate cell pattern. The ceiling tiles can integrate within other metal ceiling systems and plasterboard ceilings.

Our open cell ceiling systems are ideal for retail, transport or leisure applications with high human traffic flow. Rapid and safe smoke extraction is critical in such environments.

---

#### **Module Sizes**

876mm x 876mm (standard)

Each panel has a nominal cell wall thickness of 15mm to give a precise engineered ceiling appearance.

Bespoke modules and tile sizes are available, subject to the size being divisible by the available cell sizes.

---

#### **Access**

Tiles can simply be lifted and removed from the grid.

---

#### **Finishes**

International White Pre-coat as standard. SAS810 is also available in RAL colours and other bespoke PPC finishes on request.

---

#### **Service Integration**

Tricell allows fire detection and control systems, air conditioning and other services to be located within the ceiling void. Traditional decorative lighting and LEDs can be installed within single or multiple adjacent cells.

---

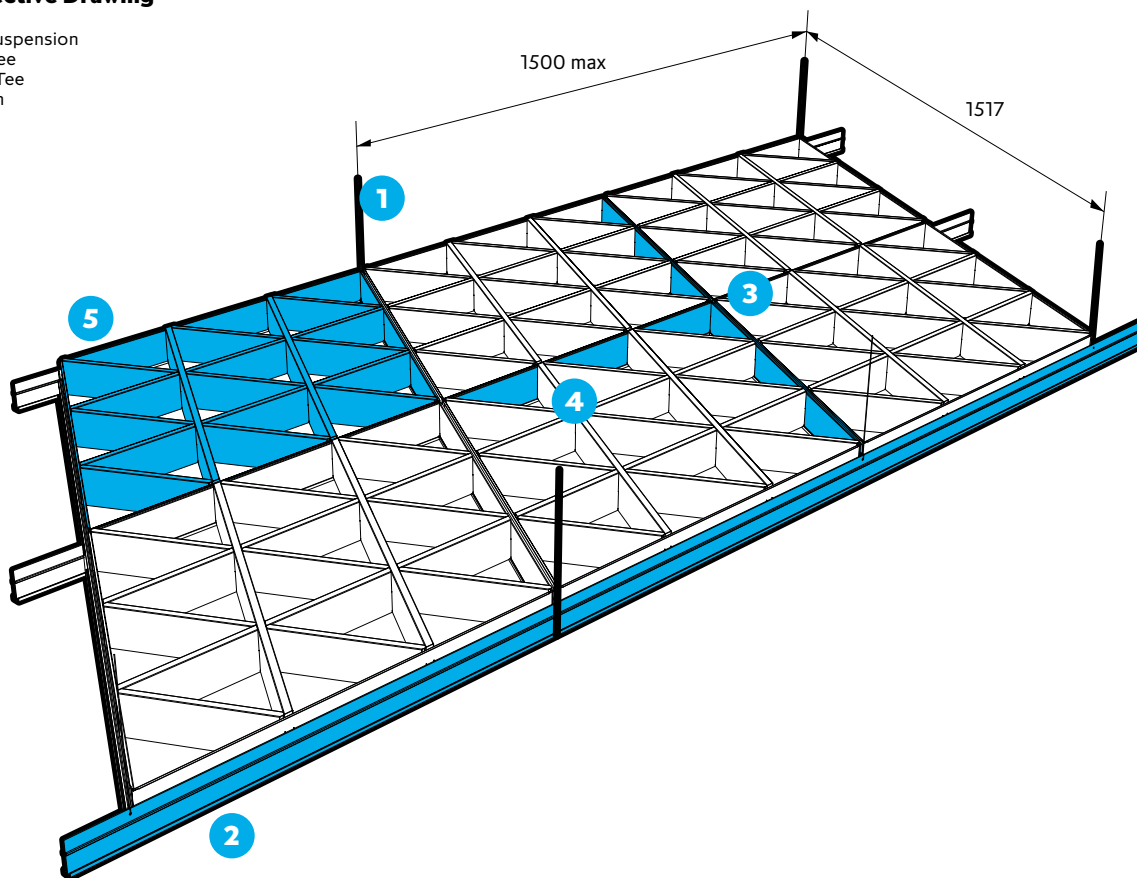
#### **Technical Support**

Please contact our technical team for all questions relating to access, security, bespoke features, service integration or load support.

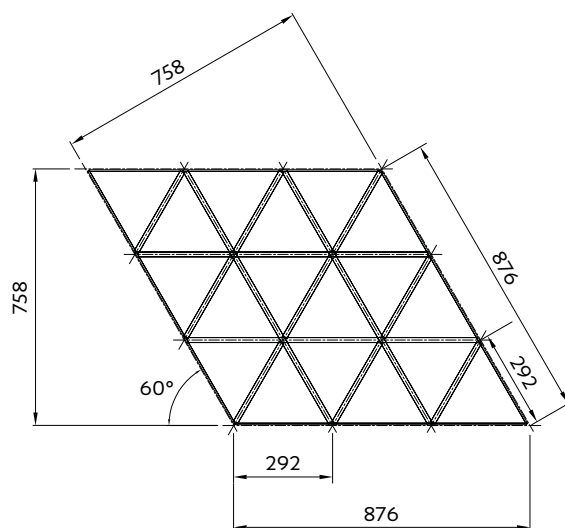
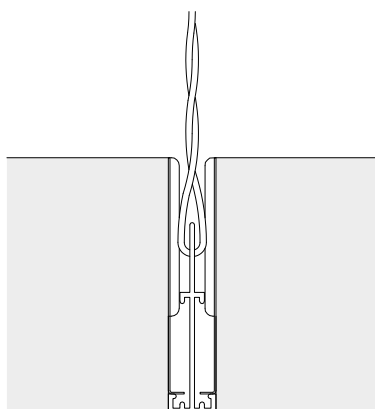


## Perspective Drawing

- 1 Wire Suspension
- 2 Main Tee
- 3 Cross Tee
- 4 Noggin
- 5 Tile



## Section and detail drawings



All dimensions are in mm.



SAS**810**

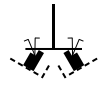
Aeropuerto de Santiago

Location  
**Santiago, Spain**  
Architect  
**Alberto Noguero  
+ Pilar Diez  
arquitectura**

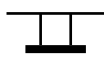



Contractor  
**UTE Lavacolla**  
Purpose  
**Transport**



# SAS900



SAS900 Polynode is an adjustable nodal ceiling system used to create multi-faceted ceiling designs.

SYSTEM GROUP	GRID	
		
Suspended ceiling	Concealed grid SAS torsion spring suspension	
TILE	ACOUSTICS	
	<b>A-C</b>	
Torsion spring	Absorption class	
ACCESS	SYSTEM WEIGHT	LIFE EXPECTANCY
	<b>10Kg/m2</b>	<b>25yr</b>
Hinge down access		In excess of

SAS **PLUS**

HAVE A QUESTION?

Configurable with other products. Call us.  
Contact us on [enquiries@sasintgroup.com](mailto:enquiries@sasintgroup.com)



SAS900 Polynode is an adjustable nodal ceiling system used to create multi-faceted ceiling designs. This polynodal system meets the demand of specifiers who desire a free-form ceiling surface which contributes to modern building design.

Simple equilateral triangle tiles can create a near infinite variety of polyhedral ceiling forms. Our patented nodal system can also be used to transition from ceiling to wall.

---

#### Access

SAS900 offers full access by way of hinge down tiles, suspended vertically from two nodes. Alternatively, tiles can be completely removed.

---

#### Grid System

- EMAC Grid suspension with threaded rod and node plate
- +/- 125 mm adjustment from adjacent node (standard system)
- System allows for faceted horizontal to vertical transitions (ceiling to wall)

Highly complex geometrical surfaces can be installed using standard components, simply by adjusting the vertical position of the node. Corner anchor points suspend tiles which can be adjusted to create a free form ceiling. Our patented nodal system can also be used to transition from ceiling to wall.

---

#### Perforation

SAS900 Polynode tiles can be supplied with any standard SAS perforation pattern. Bespoke patterns are also available on request.

---

#### Acoustic Treatment

Acoustic mineral wool with black tissue face, foil back and sides. Other acoustic treatments are available, depending on project requirement. Please contact our technical department for more information.

---

#### Weights & Sizes

- 10 kg/m<sup>2</sup>
- Standard modules are mounted on EMAC grid with 866 mm centres
- Standard nodes are mounted every 1000 mm
- Tiles are triangular as standard (980 mm on all sides)
- Min/Max tile dimensions are 280 mm / 1280 mm

Just one tile size significantly reduces the design and manufacturing costs associated with this type of geometric ceiling. Whilst the system is drawn as standard with triangular tiles, any number of simple polygonal shapes can be manufactured. Please contact our technical design team for more details.

---

#### Integration

Ceiling tiles can be formed with apertures during manufacturing for integration with lights and other services. SAS900 panels may require stiffeners to support centrally mounted lighting.

Lighting and other mechanical and electrical services can add significant loads to a ceiling. Loads applied to SAS900 ceiling tiles must not exceed 2 kg. For loads greater than 2 kg, we would recommend using independent suspension.

If you have a concern over loads, please contact our technical team for advice.

---

#### Finishes

- RAL 9010, 9003 and 9016 (Whites) polyester powder coat (PPC) as standard
  - Available in full range of standard RAL colours
  - Anti-Microbial PPC coatings (optional)
- Other specialist finishes are available on request. For more information on non-standard finishes, please contact our technical services team.

---

#### Standard System

Simplest version using a single size tile. Minimal or no design input (unless deviating from tile size and perimeter detail). Standard flat grid.

Application Drawings: 0446, 0447, 0448.

---

#### Advanced System

Simple curved grid allowing for more complex installations. May use some different size tiles. Will require some design input.

Application Drawings: 0449, 0450.

---

#### Bespoke Designs

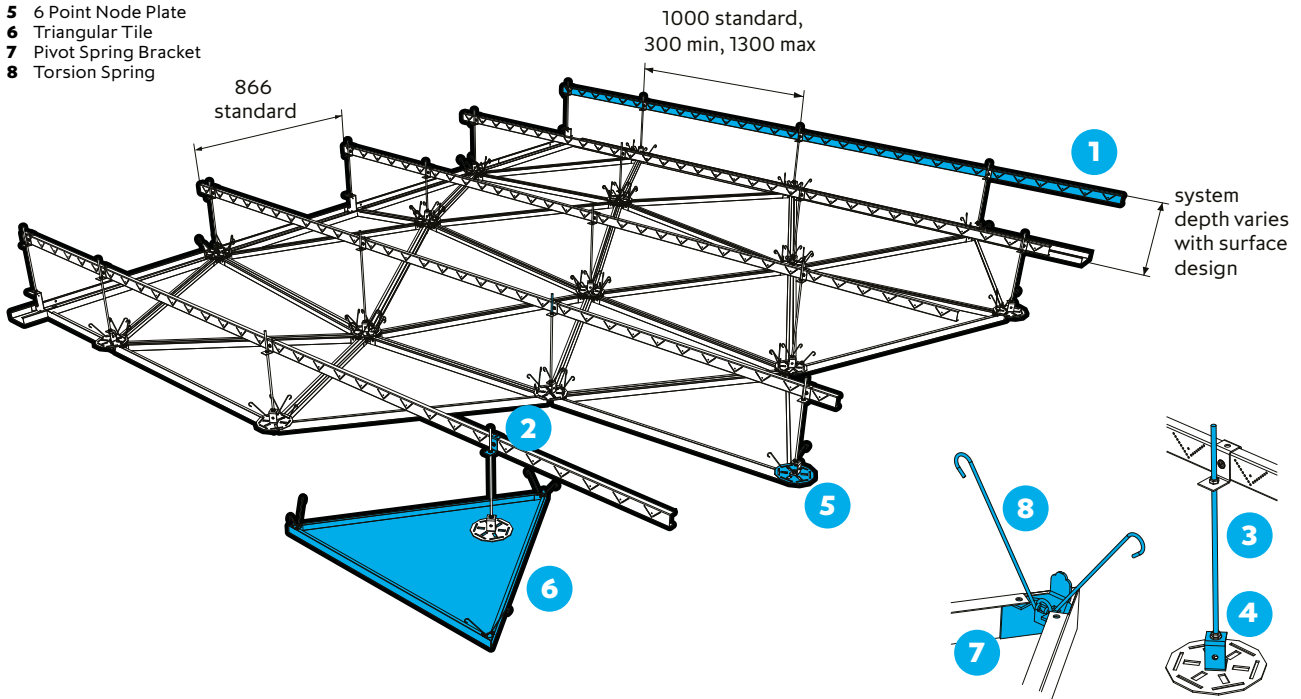
SAS900 Polynode can replicate almost any complex geometry. For fully bespoke designs, SAS Special Projects can assist you in realising highly complex designs from concept to completion. Please contact SAS Special Projects for further information on this design service.

# SAS900 Polynode

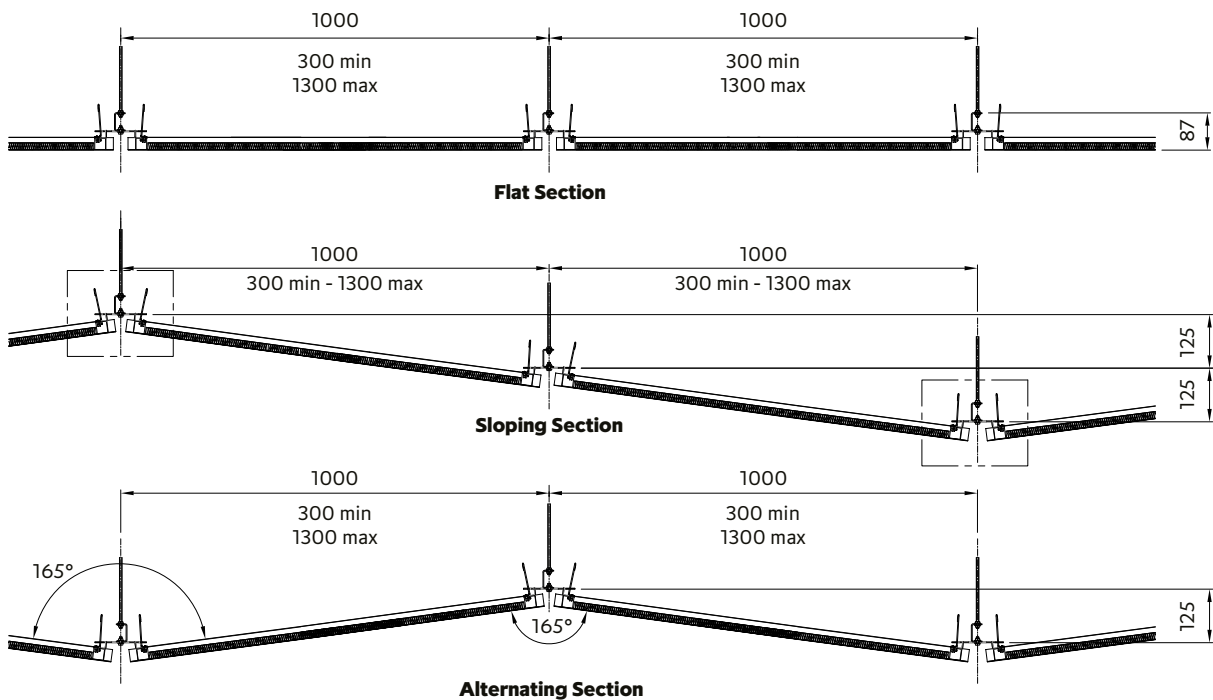


## Perspective Drawing

- 1 Emac Grid
- 2 Emac Hook-over Bracket
- 3 Threaded Rod
- 4 Basic Node Bracket
- 5 6 Point Node Plate
- 6 Triangular Tile
- 7 Pivot Spring Bracket
- 8 Torsion Spring



## Section Drawing



All dimensions are in mm.

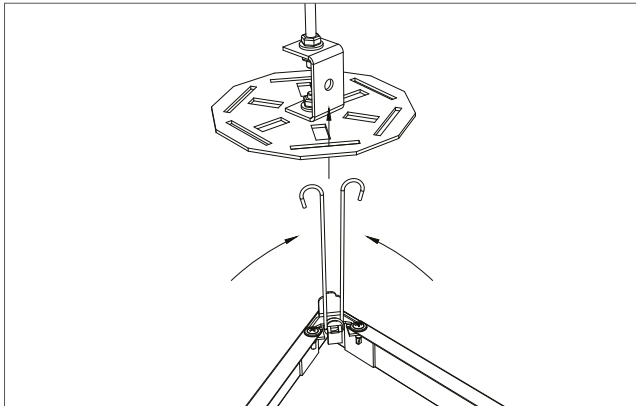


# SAS900 Polynode

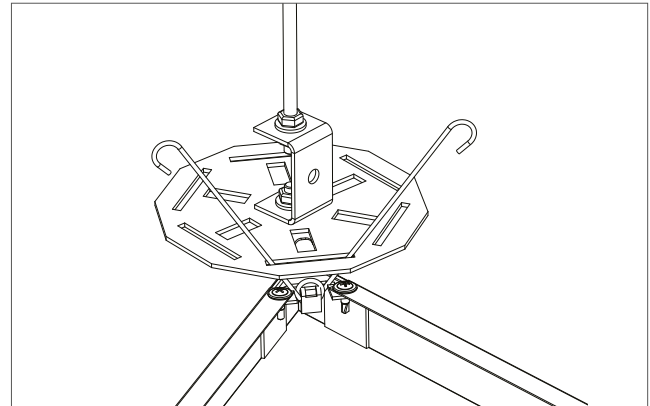


## Features

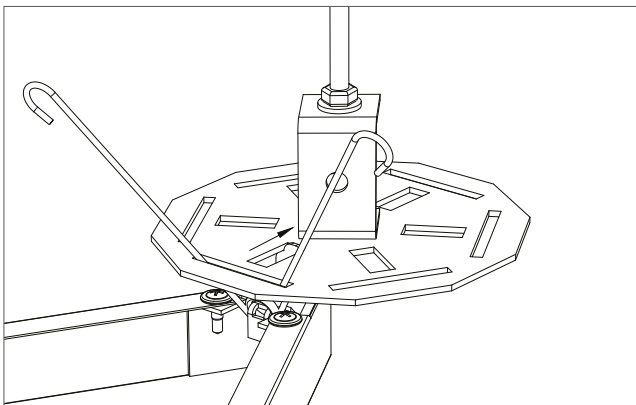
At the core of SAS900 Polynode is a flexible node interface which allows a single size tile to fit.



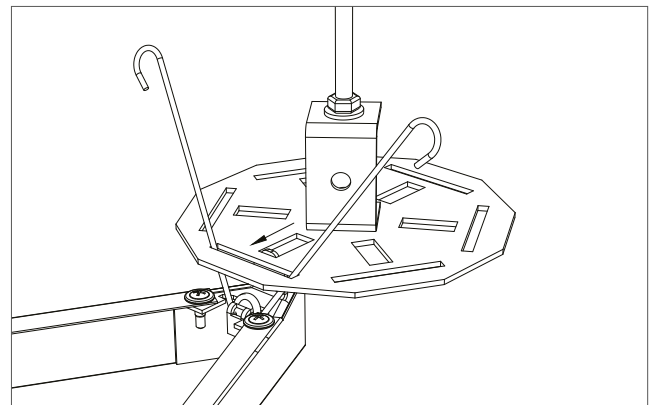
**Tile installation**



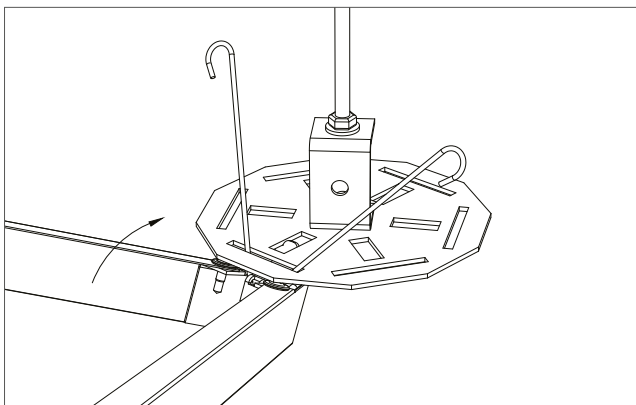
**Tile in default position**



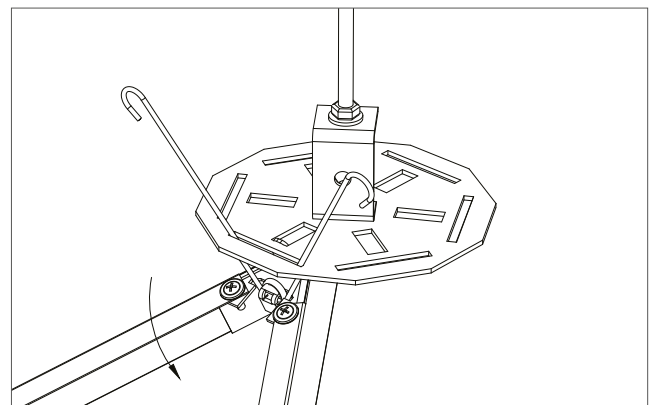
**"Compressed" tile**



**"Stretched" tile**



**Pivoting up**



**Pivoting down**



## SAS**900** Polynode



## SAS**900** Polynode





# Trims

# Trim Options

Trims offer a subtle and clean aesthetic solution to tile edges at perimeters and penetration points. SAS border and perimeter trims are designed to accommodate our full range of suspended ceiling systems.

---

## Channel Trims

Channel trims are used to support and mask the cut edges of ceiling tiles in an attractive manner. Wedges hold the tile edge tightly in place to give a clean finish.

---

## Shadow Gap Trims

Shadow gap details are best applied to perimeters to offer a sharp clean edge to otherwise uneven vertical surfaces.

---

## Threaded Trims

Threaded trims are designed to match the M6 thread-form details of Alugrid-Q and are used on full tile perimeter details

---

## Angle Trims

Angle trims are used on full tile perimeter conditions where regular access is required. They are also typically used on one side of a corridor.

---

## Floating / Suspended Trims

Floating trims offer a clean finish when you cannot fix to an available structure or transom, or where ceiling edges are exposed.

---

## Transition Trims

Transition trims allow for the effective join between a suspended metal ceiling with a plasterboard surround. Also available with a shadow gap detail, the transition trim range provides options for all standard suspended metal ceiling systems.

---

## Plasterboard Trims

A plasterboard margin can provide an attractive feature to a suspended ceiling and minimises the need for cut tiles. This solution is particularly effective for irregular perimeters, corridors and small cellular spaces with existing structural walls.

---

## Column Rings


Perimeter trims and shadow gap sections can be rolled to form column rings to match perimeter details. Rectangular column trims can also be supplied prefabricated in halves for easy on-site installation.

---

## Radiused Trims

Perimeter trims and shadow gap sections can also be rolled to form radiused profiles to match perimeter details.

When specifying or ordering any radiused trim it is necessary to indicate whether the trim required is Toe-In or Toe-Out.




### 1. Toe-In and Toe-Out | Metal Tile to Plasterboard Trim


**Toe-In** The C-channel that accepts the cut tile is rolled in towards the tiles and rolled away from the plasterboard.

**Toe-Out** The C-channel is rolled away from the metal tile and rolled in towards the plasterboard.

Toe In



Toe Out



### 2. Toe-in and Toe-out | Plasterboard Perimeter Trim with no Metal Tile

In the case of plasterboard perimeter trims where no metal tiles are used, the plasterboard determines the toe.


**Toe-In** The plasterboard support edge is rolled in towards the plasterboard.

**Toe-Out** The plasterboard support edge is rolled away from the plasterboard.

Toe In



Toe Out




### 3. Toe-in and Toe-out | Radiused Trims

Where a radiused trim contacts a metal ceiling tile, the side that accepts the tile determines the toe. This can be either tile perimeter trims or tile to plasterboard trims.

**Toe-In** The C-channel that accepts the cut metal tile is rolled in towards the metal tiles.

**Toe-Out** The C-channel is rolled away from the metal tiles.

Toe In



Toe Out





# Trims | Table


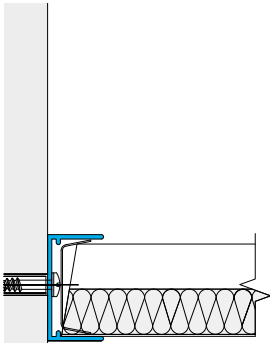
Trim	Item no	Description	Compatible Systems											Colour		Page			
			SAS120	SAS130	SAS140	SAS150	SAS170	SAS200	SAS205	SAS310	SAS320	SAS330	SAS335	SAS380	Trucell		Suitable for curving	RAL 9010	RAL 9016
<b>CHANNEL TRIMS FOR METAL CEILING</b>																			
TCA 0108	10541	20mm Channel Trim																•	220
TCA 0110	10543	20mm Extended Leg Channel Trim																•	220
TCA 0124	10546	15mm Shadow Gap 20mm Channel Trim																•	220
FAB 0124	N/A	15mm Shadow Gap 20mm Channel Trim Fabricated																•	221
TCA 0128	10548	20mm Shadow Gap 20mm Channel Trim																•	221
FAB 0128	N/A	20mm x 20mm Shadow Gap 20mm Channel Trim Fabricated																•	221
FAB 0133	N/A	25mm Shadow Gap 20mm Channel Trim Fabricated																•	222
TCA 0109	10542	20mm Extended Top Leg Channel Trim																•	222
<b>ANGLE TRIMS FOR METAL, OPEN CELL AND MINERAL FIBRE CEILING</b>																			
TCA 0101	10538	15mm Perimeter Angle Trim																•	223
TCA 0105	10539	20mm Perimeter Angle Trim																•	223
TCA 0107	10540	20mm Extended Leg Perimeter Angle Trim																•	223
TCA 0864	334209	90mm Extended Leg Closure Angle																•	224
TCA 0113	10544	25mm Perimeter Angle Trim																•	224
TCA 0123	10545	15mm Shadow Gap 20mm Angle Trim																•	224
TCA 0127	10547	20mm Shadow Gap 20mm Angle Trim																•	225
<b>METAL TILE TO PLASTERBOARD TRIMS</b>																			
TRU-MJ-150	10586	Feathered Cut Metal Tile to Plasterboard Trim																•	226
TRU-SJ-150	10580	Feathered Cut Metal Tile to Plasterboard 15mm Shadow Gap Trim																•	226
FAB-SJ-150	N/A	Feathered Cut Metal Tile to Plasterboard 15mm Shadow Gap Trim Fabricated																•	226
TRU-SH-150	14224	Feathered Full Metal Tile to Plasterboard 15mm Shadow Gap Trim																•	227
TRU-KB-150	274106	Feathered Full Metal Tile to Plasterboard Trim																•	227
TCA 0144	14075	Full Metal Tile to Plasterboard 20mm Shadow Gap Trim																•	227
TRU-SS-150	10581	SAS150 Feathered Full Tile to Plasterboard Trim																•	228
TRU-SG-150	10582	SAS150 Feathered Full Tile to Plasterboard 15mm Shadow Gap Trim																•	228
TRU-TJ-330	14223	SAS330 Feathered Full Tile to Plasterboard Trim																•	228
TRU-DW-330	272083	SAS330 Feathered Full Tile to Plasterboard Trim																•	229
TRU-PB-330	10588	SAS330 Feathered Full Tile to Plasterboard 15mm Shadow Gap Trim																•	229
TRU-LK-330	14232	SAS330 Full Tile to Plasterboard 15mm Shadow Gap Trim																•	229
TRU-SJ-330	10587	SAS330 Full Tile to Plasterboard 15mm Shadow Gap Trim																•	230
TRU-SL-330	187502	SAS330 Plasterboard Shadow Gap Closure Trim																•	230
<b>SAS130 TO PLASTERBOARD TRIMS</b>																			
TRU-SJ-1508	222704	SAS130 Feathered Full Tile to Plasterboard 15mm Shadow Gap Trim (Plain to Suit Q15/08)																•	231
TRU-SJ-T1508	22435	SAS130 Feathered Full Tile to Plasterboard Trim (T15)																•	231
TRU-SJ-T1516	10591	SAS130 Feathered Full Tile to Plasterboard Trim (T15)																•	231
TRU-SJ-1516	10570	SAS130 Full Metal Tile to Plasterboard 15mm Shadow Gap Trim (Threaded to Suit Q15/16 & Q15/19)																•	232
TRU-TJ-1516	10584	SAS130 Full Metal Tile to Plasterboard Trim (Threaded to Suit Q15/16 & Q15/19)																•	232
TRU-TJ-P1508	22437	SAS130 Full Metal Tile to Plasterboard Trim (Plain to Suit P15/08)																•	232
TRU-TJ-1508	14201	SAS130 Full Metal Tile to Plasterboard Trim (Threaded to Suit Q15/08)																•	233
TRU-SW-1508	196059	SAS130 Full Metal Tile to Plasterboard 15mm Shadow Gap Trim (Plain to Suit P15/08)																•	233
TRU-SW-1516	10699	SAS130 Full Metal Tile to Plasterboard 15mm Shadow Gap Trim (Plain to Suit P15/16)																•	233
<b>PLASTERBOARD EDGE TRIMS</b>																			
FAB-ST-150	N/A	15mm Shadow Gap Plasterboard Trim Fabricated																•	234
TCA 0152	10552	Plasterboard Perimeter Trim																•	234
TCA 0153	10553	Bevelled Plasterboard Perimeter Trim																•	234
TCA 0155	10555	15mm x 15mm Shadow Gap Plasterboard Trim																•	235
TRU-PT-250	10585	25mm Feathered Extended Leg Plasterboard Trim																•	235
TRU-ST-150	10579	15mm Shadow Gap Plasterboard Trim																•	235
<b>BULKHEAD TRIMS</b>																			
TCA 0169	10697	Cut Metal Tile to Vertical Plasterboard Bulkhead Trim																•	236
TCA 0173	10557	Cut Metal Tile to Vertical Plasterboard Bulkhead Trim																•	236
TCA 0219	10564	Full Metal Tile to Vertical Plasterboard Trim																•	236
TCA 1203	59956	SAS150 Full Tile Closure Detail																•	237
TCA 2111	266551	15mm Shadow Gap 20mm Angle Trim																•	237
TRU-CJ-330	192042	SAS330 Shadow Gap Trim																•	237

Trim	Item no	Description	Compatible Systems											Colour		Page			
			SAS120	SAS130	SAS140	SAS150	SAS170	SAS200	SAS205	SAS310	SAS320	SAS330	SAS335	SAS380	Trucell		Suitable for curving	RAL 9010	RAL 9016
<b>MITRE JUNCTION TRIMS</b>																			
TCA 0215	14091	Cut Metal Tile 40mm Mitre Junction Trim																•	238
TCA 0310	10565	Cut Metal Tile 100mm Mitre Junction Trim																•	238
<b>LINEAR GRID TRIMS</b>																			
TCA 0313	14105	Threaded C-Profile 50mm wide																•	239
TCA 0314	14110	Threaded C-Profile 40mm wide																•	239
TCA 1182	22428	C-Profile 40mm wide																•	239
<b>SAS330 TRIMS</b>																			
TCA 0862	299794	SAS330 Full Tile Closure Detail																•	240
TCA 0637	256239	SAS330 Full Tile Closure Detail																•	240
TCA 1136	14136	SAS330 Full Metal Tile to Vertical Plasterboard Perimeter Trim,15 mm Shadow Gap																•	240
<b>SAS FLOATING EDGE TRIMS</b>																			
TCA 0861	299189	Floating Edge detail - Closure																•	241
TCA 0860	288652	Snap-In Edge detail - Cut/Full Tile Trim																•	241
TRU-HM-100	288449	Snap-In Edge detail - Plasterboard Trim																•	241
TCA 1300	288655	Snap-In Edge detail - SAS130																•	242
TCA 1301	288656	Snap-In Edge detail - SAS330																•	242
<b>BLIND BOX TRIMS</b>																			
TCA 0312	14103	100mm Blind Box Channel Trim																•	243
TCA 0317	22427	100mm Blind Box Angle Trim																•	243
TCA 1147	14139	98mm Blind Box Plasterboard Trim																•	243
TCA 0863	288448	100x110mm Snap-In Blind Box																•	244
<b>DRY LINING TRIMS</b>																			
TRU-ET-125	10575	12.5mm Edge Trim																	245
TRU-ET-150	10576	15mm Edge Trim																	245
TRU-ET-250	10577	25mm Edge Trim																	245
TRU-RT-125	10571	12.5mm Reveal Trim																	246
TRU-RT-150	10578	15mm Reveal Trim																	246
TRU-SK-25	14174	25mm Recessed Skirting Trim																	246
TRU-VD-1250	14220	Variable Depth Edge Trim (15mm - 125mm)																	247
<b>GRAVITY BATON TRIM</b>																			
TCA 0507	371489	"Z" Shape Profile for Hook On Tiles																	248

# Trims | Channel


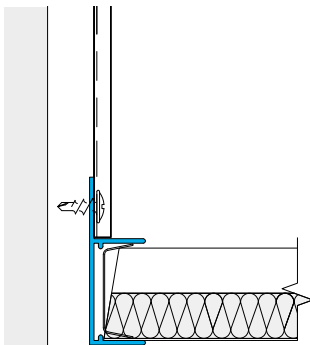
## TCA 0108\*

Size **20mm Channel Trim**  
Item No **10541**  
Length (mm) **3000**  
Accessories **TCP90, TCP180, Perimeter Wedge**




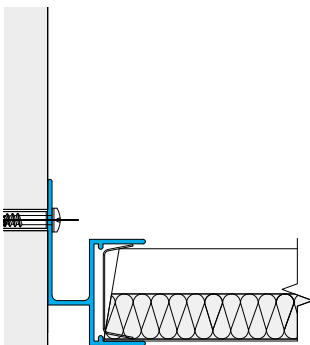
## TCA 0110\*

Size **20mm Extended Leg Channel Trim**  
Item No **10543**  
Length (mm) **3000**  
Accessories **TCP90, TCP180, Perimeter Wedge**



## TCA 0124\*

Size **15mm Shadow Gap, 20mm Channel Trim**  
Item No **10546**  
Length (mm) **3000**  
Accessories **TCP90, TCP180, Perimeter Wedge**



All dimensions are in mm.


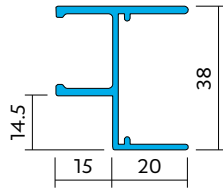
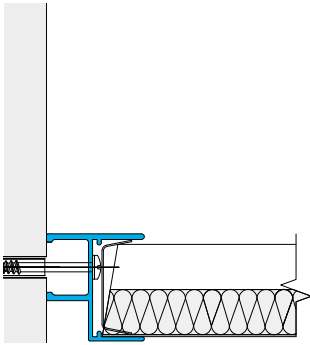
\*Can also be manufactured as radiused trim for column rings.



# Trims | Channel


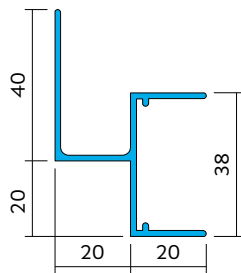
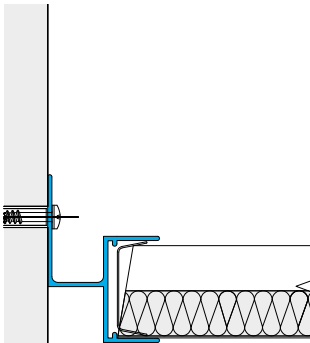
## FAB 0124

Size **15mm Shadow Gap, 20mm Channel Trim Fabricated**  
Item No **N/A**  
Length (mm) **3000**  
Accessories **TCP90, TCP180, Perimeter Wedge**




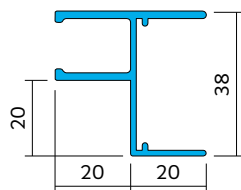
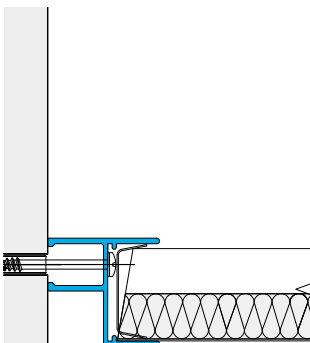
## TCA 0128\*

Size **20mm Shadow Gap, 20mm Channel Trim**  
Item No **10548**  
Length (mm) **3000**  
Accessories **TCP90, TCP180, Perimeter Wedge**



## FAB 0128

Size **20mm Shadow Gap, 20mm Channel Trim**  
Item No **N/A**  
Length (mm) **3000**  
Accessories **TCP90, TCP180, Perimeter Wedge**




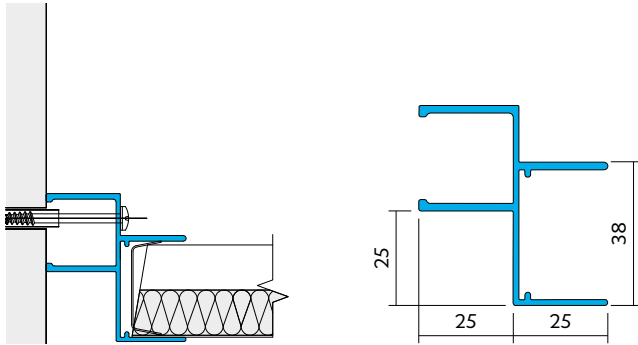
\*Can also be manufactured as radiused trim for column rings.

All dimensions are in mm.

# Trims | Channel


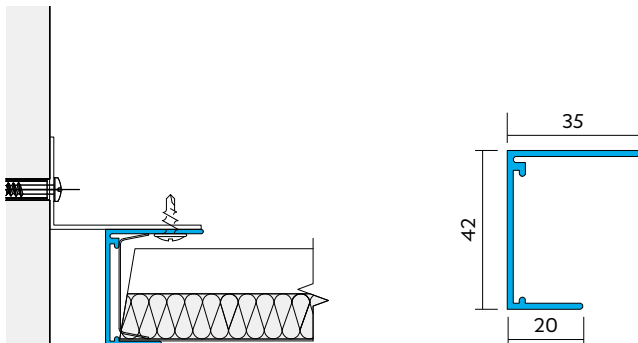
## FAB 0133

Size **25mm Shadow Gap, 20mm Channel Trim Fabricated**  
Item No **N/A**  
Length (mm) **3000**  
Accessories **TCP90, TCP180, Perimeter Wedge**



## TCA 0109

Size **20mm Extended Top Leg Channel Trim**  
Item No **10542**  
Length (mm) **3000**  
Accessories **TCP90, TCP180, Perimeter Wedge (266788)**

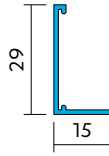
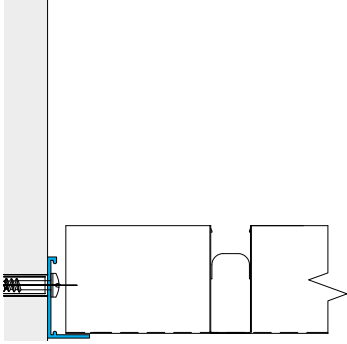


All dimensions are in mm.

# Trims | Angle

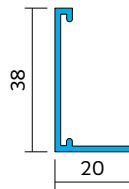
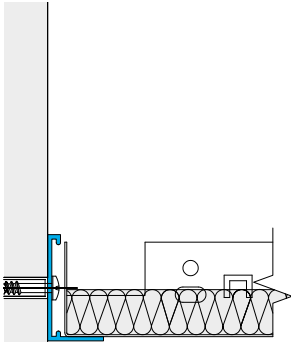
## TCA 0101\*

Size **15mm Perimeter Angle Trim (Trucell)**  
Item No **10538**  
Length (mm) **3000**  
Accessories **TCP90s, TCP180s**




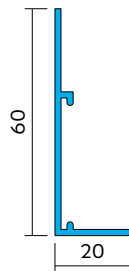
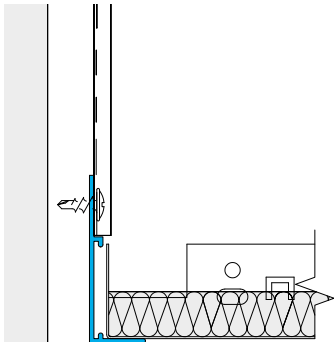
## TCA 0105\*

Size **20mm Perimeter Angle Trim**  
Item No **10539**  
Length (mm) **3000**  
Accessories **TCP90, TCP180, TCP360**



## TCA 0107

Size **20mm Extended Leg Perimeter Angle Trim**  
Item No **10540**  
Length (mm) **3000**  
Accessories **TCP90, TCP180, TCP360**



\*Can also be manufactured as radiused trim for column rings.

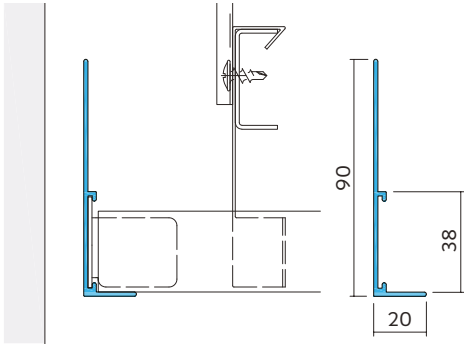
All dimensions are in mm.



# Trims | Angle


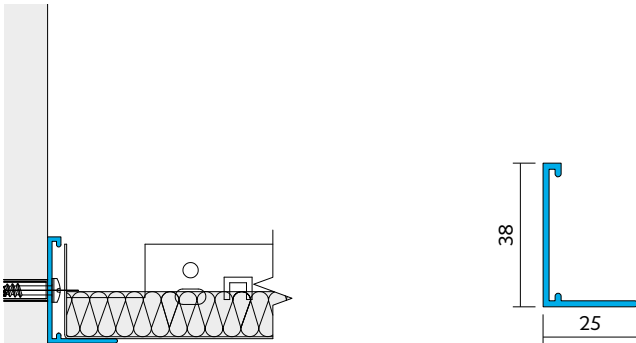
## TCA 0864

Size **90mm Extended Leg Closure Angle**  
Item No **334209**  
Length (mm) **3000**  
Accessories **TCP90, TCP180, TCP 90s (to be used only with linear trims)**




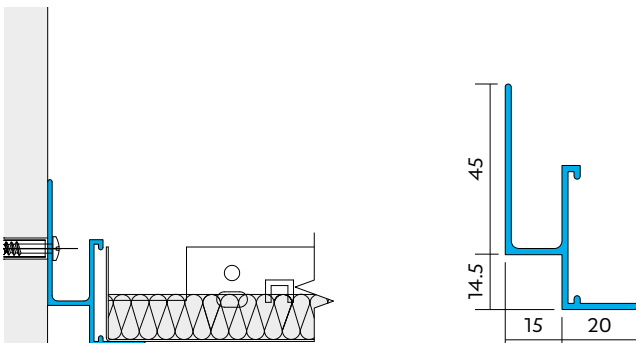
## TCA 0113

Size **25mm Perimeter Angle Trim**  
Item No **10544**  
Length (mm) **3000**  
Accessories **TCP90, TCP180, TCP360**



## TCA 0123\*

Size **15mm Shadow Gap, 20mm Angle Trim**  
Item No **10545**  
Length (mm) **3000**  
Accessories **TCP90, TCP180, TCP360**



All dimensions are in mm.

\*Can also be manufactured as radiused trim for column rings.

# Trims | Angle


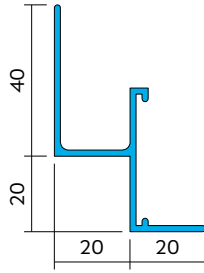
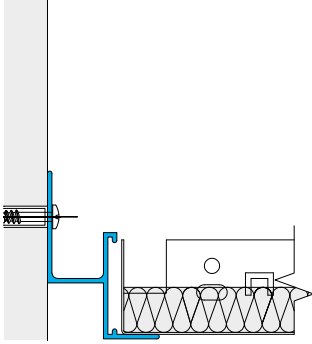
## TCA 0127\*

Size **20mm Shadow Gap, 20mm Angle Trim**

Item No **10547**

Length (mm) **3000**

Accessories **TCP90, TCP180, TCP360**



# Trims | Plasterboard


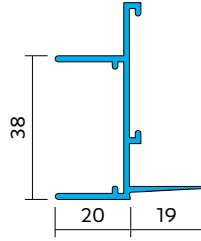
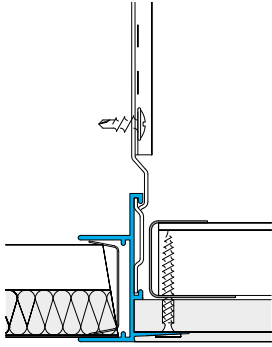
## TRU MJ 150

**Feathered Cut Metal Tile to Plasterboard Trim**

Item No **10586**

Length (mm) **3000**

Accessories **TCB01, TCB08, TCP90, TCP180, TCP360, Perimeter Wedge**




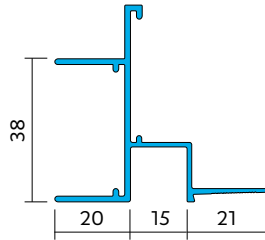
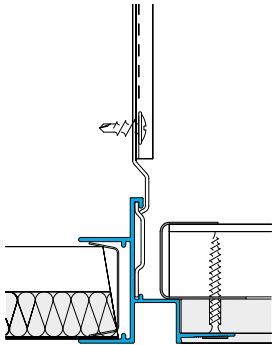
## TRU SJ 150

**Feathered Cut Metal Tile to Plasterboard, 15mm Shadow Gap Trim**

Item No **10580**

Length (mm) **3000**

Accessories **TCB01, TCB08, TCP90, TCP180, TCP360, Perimeter Wedge**




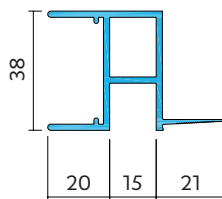
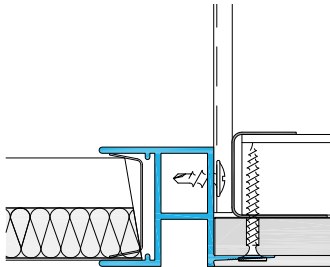
## FAB SJ 150

**Feathered Cut Metal Tile to Plasterboard, 15mm Shadow Gap Trim Fabricated**

Item No **N/A**

Length (mm) -

Accessories **TCB01, TCB08, TCP90, TCP180, TCP360, Perimeter Wedge**



All dimensions are in mm.



# Trims | Plasterboard


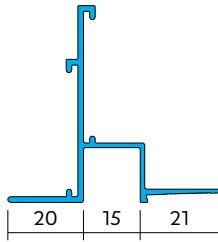
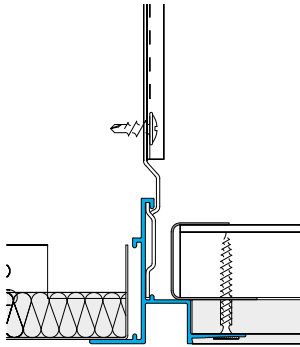
## TRU SH 150

**Feathered Full Tile to Plasterboard, 15mm Shadow Gap Trim**

Item No **14224**

Length (mm) **3000**

Accessories **TCB01, TCB08, TCP90, TCP180, TCP360**




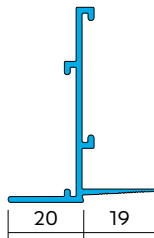
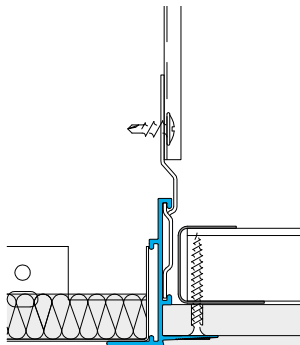
## TRU KB 150

**Feathered Full Metal Tile to Plasterboard Trim**

Item No **274106**

Length (mm) **3000**

Accessories **TCB01, TCB08, TCP90, TCP180, TCP360**




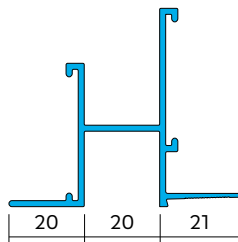
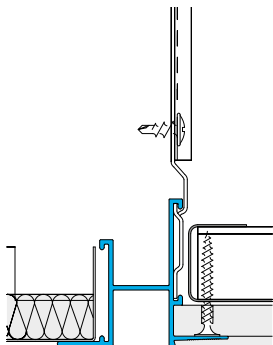
## TCA 0144

**Full Metal Tile to Plasterboard, 20mm Shadow Gap Trim**

Item No **14075**

Length (mm) **3000**

Accessories **TCB01, TCB08, TCP90, TCP180, TCP360**




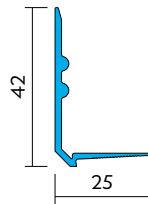
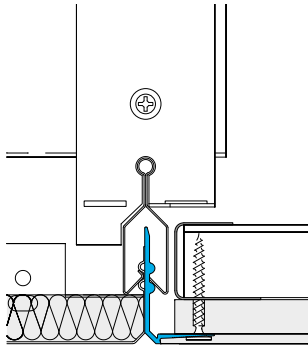
All dimensions are in mm.

# Trims | Plasterboard

## TRU SS 150

### SAS150 Feathered Full Tile to Plasterboard Trim

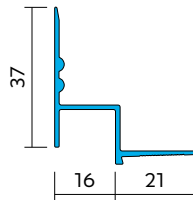
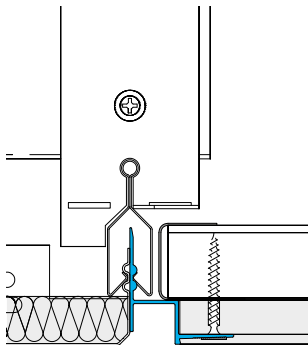
Item No **10581**  
Length (mm) **3000**  
Accessories **N/A**



## TRU SG 150

### SAS150 Feathered Full Tile to Plasterboard, 15mm Shadow Gap Trim


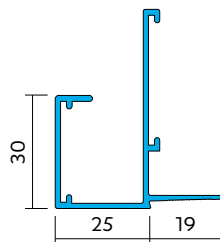
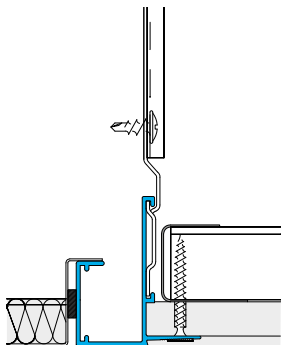
Item No **10582**  
Length (mm) **3000**  
Accessories **N/A**



## TRU TJ 330

### SAS330 Feathered Full Tile to Plasterboard Trim

Item No **14223**  
Length (mm) **3000**  
Accessories **TCB01, TCB08, TCP90/90s, TCP180/180s, TCP360**



All dimensions are in mm.

# Trims | Plasterboard


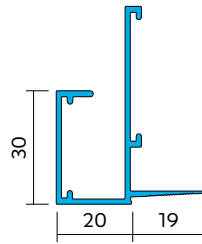
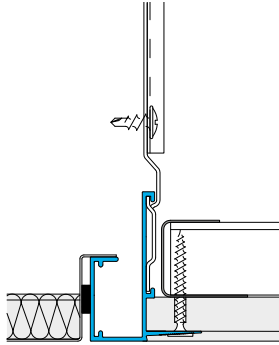
## TRU DW 330

### SAS330 Feathered Full Tile to Plasterboard Trim

Item No **272083**

Length (mm) **3000**

Accessories **TCB01, TCB08, TCP90/90s, TCP180/180s, TCP360**




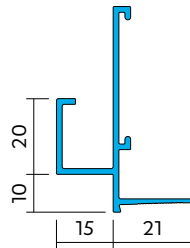
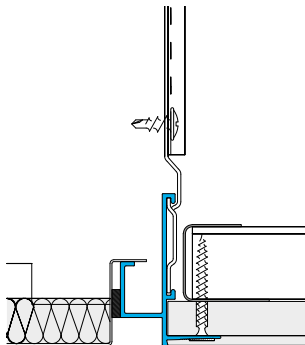
## TRU PB 330

### SAS330 Feathered Full Tile to Plasterboard, 15mm Shadow Gap Trim

Item No **10588**

Length (mm) **3000**

Accessories **TCB01, TCB08, TCP90, TCP180, TCP360**




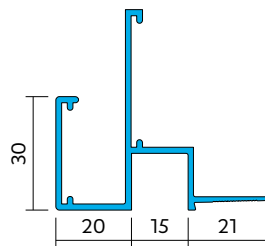
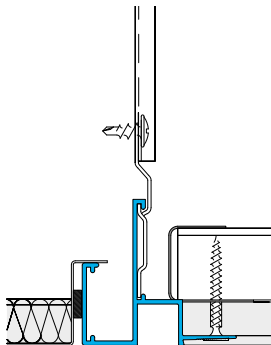
## TRU LK 330

### SAS330 Full Tile to Plasterboard, 15mm Shadow Gap Trim

Item No **14232**

Length (mm) **3000**

Accessories **TCB01, TCB08, TCP90/90s, TCP180/180s, TCP360**




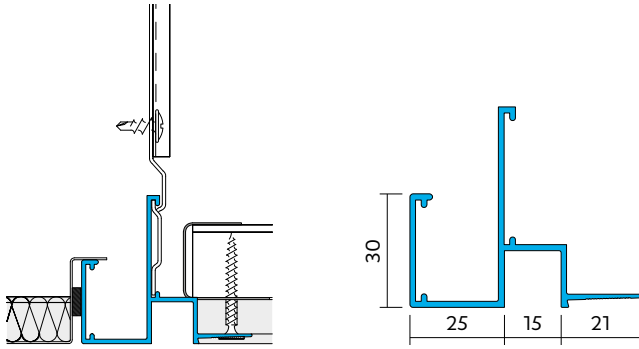
All dimensions are in mm.



# Trims | Plasterboard


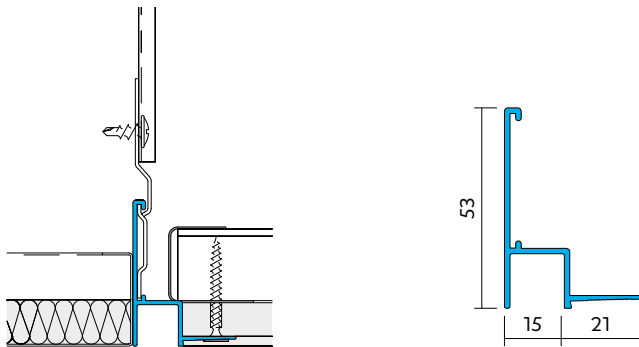
## TRU SJ 330

**SAS330 Full Tile to Plasterboard, 15mm Shadow Gap Trim**  
Item No **10587**  
Length (mm) **3000**  
Accessories **TCB01, TCB08, TCP90/90s, TCP180/180s, TCP360**



## TRU SL 330

**SAS330 Plasterboard Shadow Gap Closure Trim**  
Item No **187502**  
Length (mm) **3000**  
Accessories **TCP90, TCP180, TCP360**



All dimensions are in mm.

# Trims | SAS130


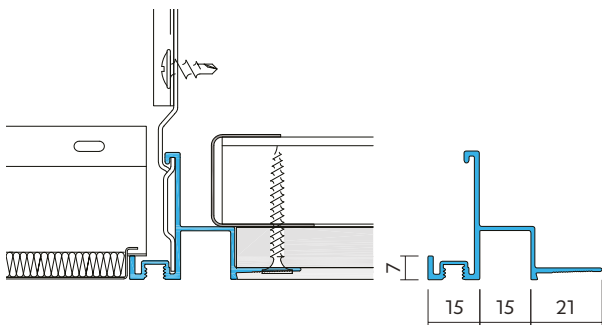
## TRU SJ 1508

**SAS130 Feathered Full Tile to Plasterboard 15mm Shadow Gap Trim (Plain to Suit Q15/08)**

Item No **222704**

Length (mm) **3000**

Accessories **TCB08, TCP90, TCP180, TCP 360**




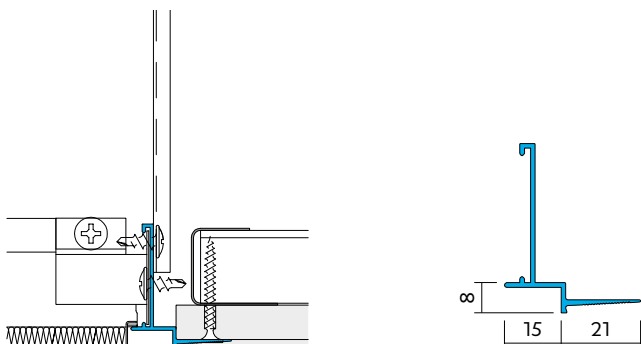
## TRU SJ T1508

**SAS130 Feathered Full Tile to Plasterboard Trim (T15)**

Item No **22435**

Length (mm) **3000**

Accessories **TCB01, TCB08, TCP90, TCP180, TCP360, 21566**




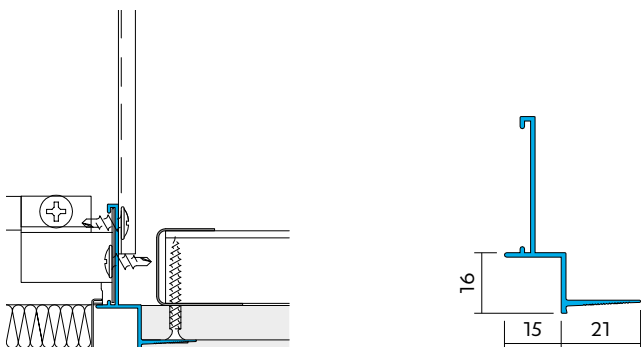
## TRU SJ T1516

**SAS130 Feathered Full Tile Plasterboard Trim (T15)**

Item No **10591**

Length (mm) **3000**

Accessories **TCB01, TCB08, TCP90, TCP180, TCP360, 21566**


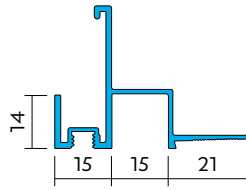
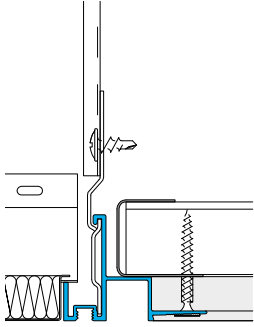


All dimensions are in mm.

# Trims | SAS130


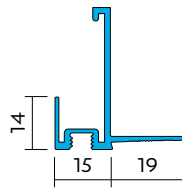
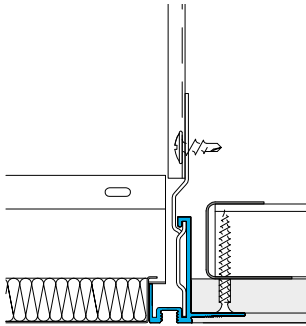
## TRU SJ 1516

**SAS130 Full Tile to Plasterboard 15mm Shadow Gap Trim  
(Threaded to Suit Q15/16 & Q15/19)**  
Item No **10570**  
Length (mm) **3000**  
Accessories **TCB01, TCB08, TCP90, TCP180, TCP360**




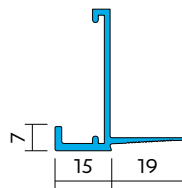
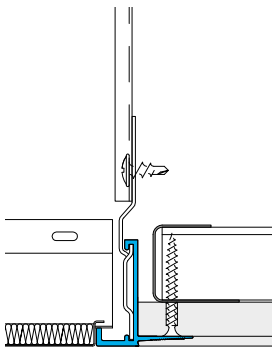
## TRU TJ 1516

**SAS130 Full Metal Tile to Plasterboard Trim  
(Threaded to Suit Q15/16 & Q15/19)**  
Item No **10584**  
Length (mm) **3000**  
Accessories **TCB01, TCB08, TCP90, TCP180, TCP360**



## TRU TJ P1508

**SAS130 Full Metal Tile to Plasterboard Trim (Plain to Suit P15/08)**  
Item No **22437**  
Length (mm) **3000**  
Accessories **TCB01, TCB08, TCP90, TCP180, TCP360**



All dimensions are in mm.



# Trims | SAS130


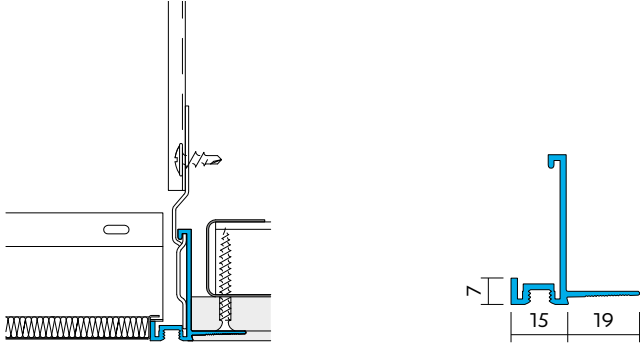
## TRU TJ 1508

**SAS130 Full Tile to Plasterboard Trim (Threaded to Suit Q15/08)**

Item No **14201**

Length (mm) **3000**

Accessories **TCB01, TCB08, TCP90, TCP180, TCP360**




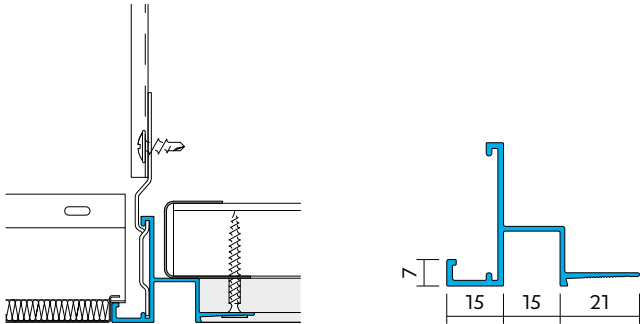
## TRU SW 1508

**SAS130 Full Metal Tile to Plasterboard 15mm Shadow Gap Trim (Plain to Suit P15/08)**

Item No **196059**

Length (mm) **3000**

Accessories **TCB01, TCB08, TCP90, TCP180, TCP360**




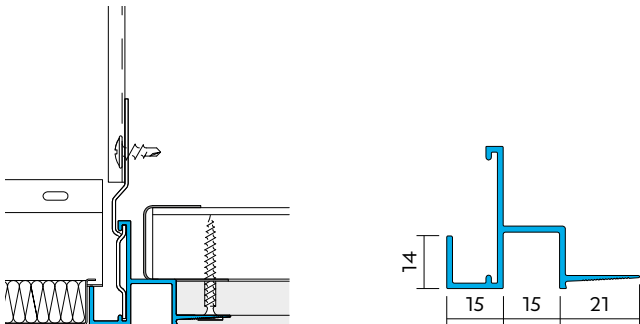
## TRU SW 1516

**SAS130 Feathered Full Tile to Plasterboard 15mm Shadow Gap Trim (Plain to Suit P15/16)**

Item No **10699**

Length (mm) **3000**

Accessories **TCB01, TCB08, TCP90, TCP180, TCP360**



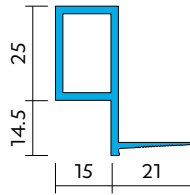
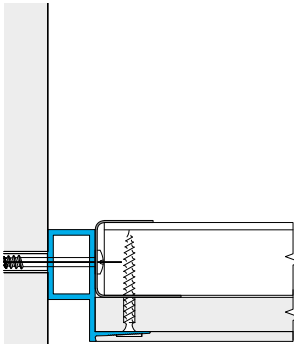
All dimensions are in mm.

# Trims | Plasterboard Edge

## FAB ST 150\*

### 15mm Shadow Gap Plasterboard Trim Fabricated

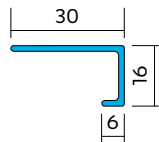
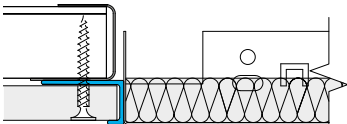
Item No **N/A**  
Length (mm) **3000**  
Accessories **N/A**



## TCA 0152\*

### Plasterboard Perimeter Trim

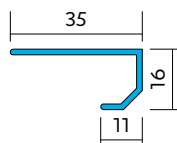
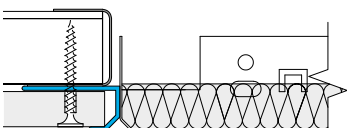
Item No **10552**  
Length (mm) **3000**  
Accessories **N/A**



## TCA 0153

### Bevelled Plasterboard Perimeter Trim

Item No **10553**  
Length (mm) **3000**  
Accessories **N/A**



\*Can also be manufactured as radiused trim for column rings.

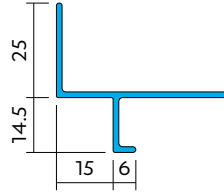
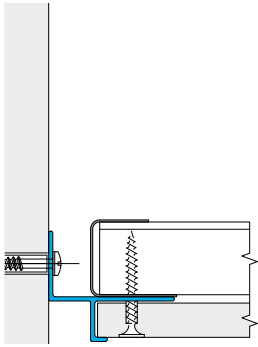
All dimensions are in mm.

# Trims | Plasterboard Edge

## TCA 0155\*

### 15mm x 15mm Shadow Gap Plasterboard Trim

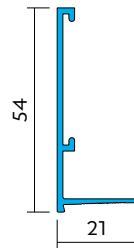
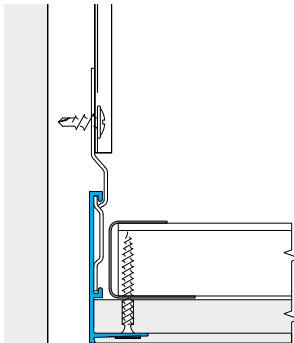
Item No **10555**  
Length (mm) **3000**  
Accessories **N/A**



## TRU PT 250

### 25mm Feathered Extended Leg Plasterboard Trim


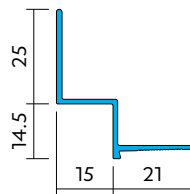
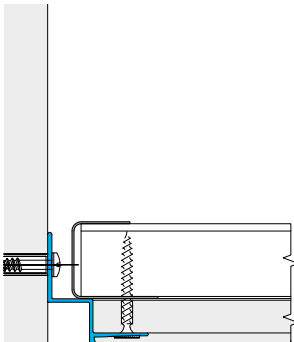
Item No **10585**  
Length (mm) **3000**  
Accessories **TCB01, TCB08, TCP90, TCP180, TCP360, Perimeter Wedge**



## TRU ST 150

### 15mm Shadow Gap Plasterboard Trim

Item No **10579**  
Length (mm) **3000**  
Accessories **N/A**



All dimensions are in mm.

\*Can also be manufactured as radiused trim for column rings.



# Trims | Bulkhead


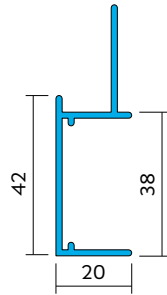
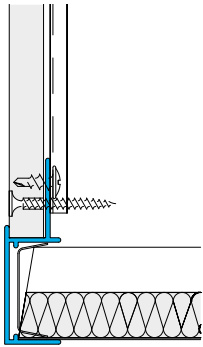
## TCA 0169

### Cut Metal Tile to Vertical Plasterboard Bulkhead Trim

Item No **10697**

Length (mm) **3000**

Accessories **TCP90, TCP180, TCP360, Perimeter Wedge**




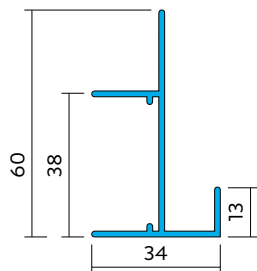
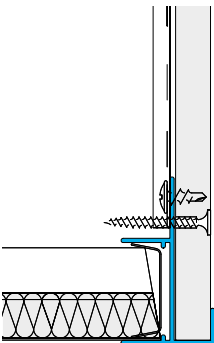
## TCA 0173

### Cut Metal Tile to Vertical Plasterboard Bulkhead

Item No **10557**

Length (mm) **3000**

Accessories **TCP90, TCP180, TCP360, Perimeter Wedge**




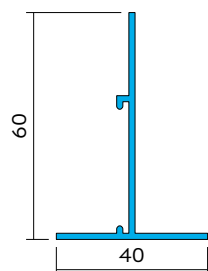
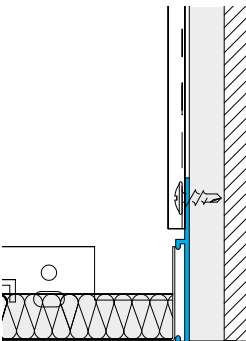
## TCA 0219

### Full Metal Tile to Vertical Plasterboard Trim

Item No **10564**

Length (mm) **3000**

Accessories **TCB01, TCB08, TCP90, TCP180, TCP360**

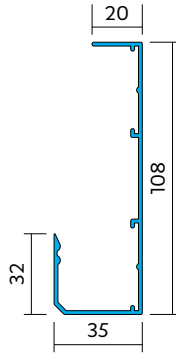
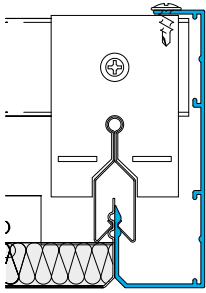


All dimensions are in mm.

# Trims | Bulkhead


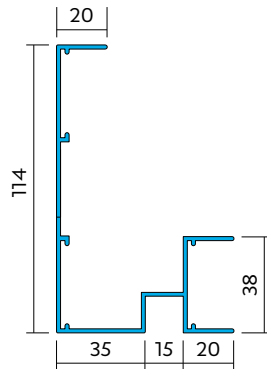
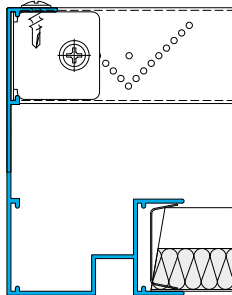
## TCA 1203

**SAS150 Full Tile Closure Detail**  
Item No **59956**  
Length (mm) **3000**  
Accessories **TCP90, TCP180, TCP360**




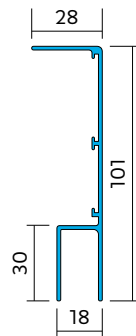
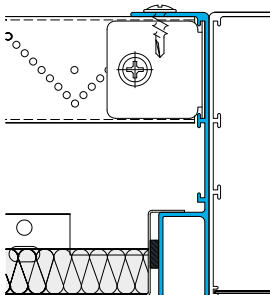
## TCA 2111

**15mm Shadow Gap 20mm Angle Trim**  
Item No **26651**  
Length (mm) **3000**  
Accessories **TCP90, TCP180, TCP360, Perimeter Wedge**



## TRU CJ 330

**SAS330 Shadow Gap Trim**  
Item No **192042**  
Length (mm) **3000**  
Accessories **TCB01, TCB08, TCP90, TCP180, TCP360**



All dimensions are in mm.

# Trims | Mitre Junction


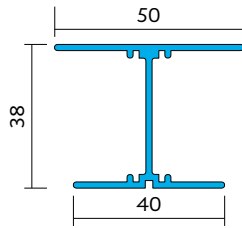
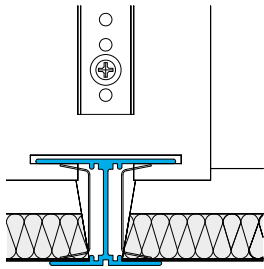
## TCA 0215

### Cut Metal Tile 40mm Mitre Junction Trim

Item No **14091**

Length (mm) **3000**

Accessories **TCB12, TCP90, TCP180, TCP360, Perimeter Wedge**




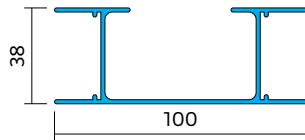
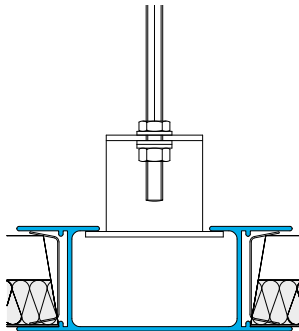
## TCA 0310

### Cut Metal Tile 100mm Mitre Junction Trim

Item No **10565**

Length (mm) **3000**

Accessories **TCB60, TCP90, TCP180, TCP360, Perimeter Wedge, Suspension Bracket 22008**



All dimensions are in mm.



# Trims | Linear


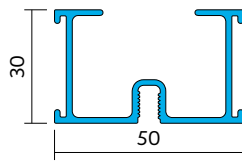
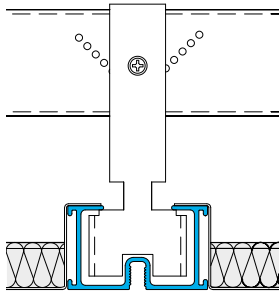
## TCA 0313

**Threaded C-Profile 50mm wide**

Item No **14105**

Length (mm) **3000**

Accessories **TCP90s, TCP180s, Suspension Bracket 40282**




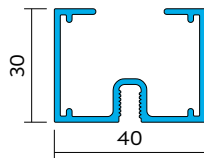
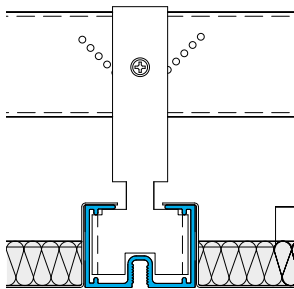
## TCA 0314

**Threaded C-Profile 40mm wide**

Item No **14110**

Length (mm) **3000**

Accessories **TCP90s, TCP180s, Suspension Bracket 40282**




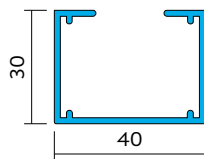
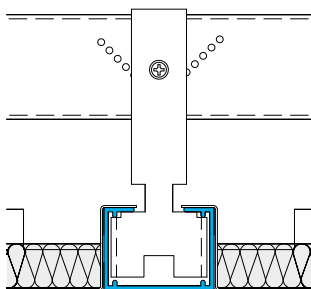
## TCA 1182

**C-Profile 40mm wide**

Item No **22428**

Length (mm) **3000**

Accessories **TCP90s, TCP180s, Suspension Bracket 40282**



All dimensions are in mm.

# Trims | SAS330


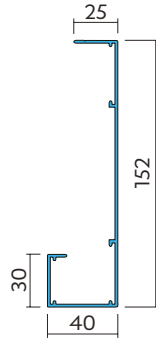
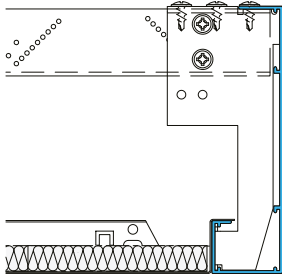
## TCA 0862

### SAS330 Full Tile Closure Detail

Item No **299794**

Length (mm) **3000**

Accessories **TCP90, TCP90s, TCP180, TCP180s, TCP360, Suspension Bracket**




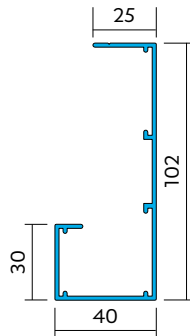
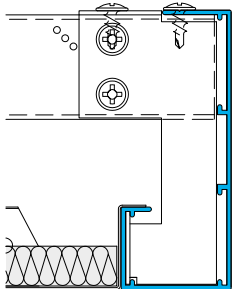
## TCA 0637

### SAS330 Full Tile Closure Detail

Item No **256239**

Length (mm) **3000**

Accessories **TCP90, TCP90s, TCP180, TCP180s, TCP360, Suspension Bracket 250083**



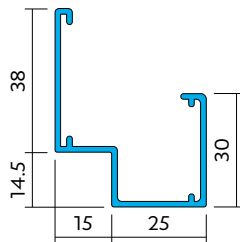
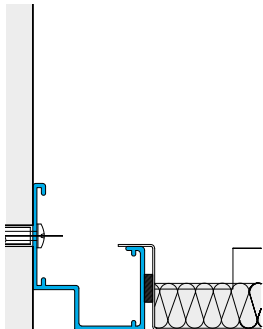
## TCA 1136

### SAS330 Full Tile to Vertical Plasterboard Perimeter Trim, 15mm Shadow Gap

Item No **14136**

Length (mm) **3000**

Accessories **TCP90/90s, TCP180/180s, TCP360**



All dimensions are in mm.

# Trims | Floating Edge

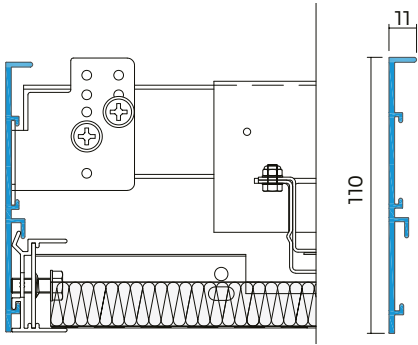
## TCA 0861

### Floating Edge Detail - Closure

Item No **299189**

Length (mm) **3000**

Accessories **Dominos Bracket (299222), Snap In Extrusions, TCP 180, TCP 90**



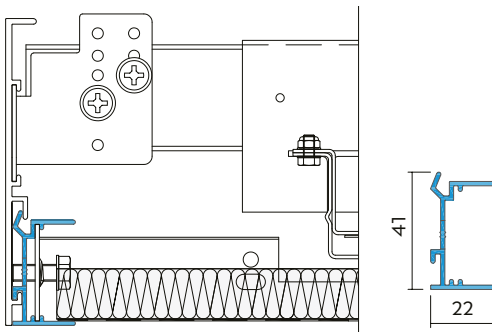
## TCA 0860

### Snap-in Edge Detail - Cut/Full Tile Trim

Item No **288652**

Length (mm) **3000**

Accessories **TS 180, TS 90, TCP 180, TCP 90, Perimeter Edge**




## TRU HM 100

### Snap-In Edge Detail - Plasterboard Trim

Item No **288449**

Length (mm) **3000**

Accessories **TCP 180, TCP 90**



All dimensions are in mm.



# Trims | Floating Edge


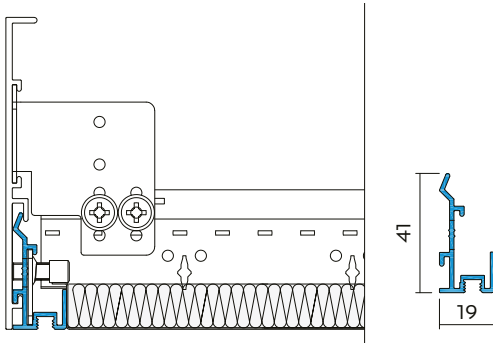
## TCA 1300

### Snap-In Edge Detail SAS130

Item No **288655**

Length (mm) **3000**

Accessories **TS 180s, TS 90s, TCP 180, TCP 90**




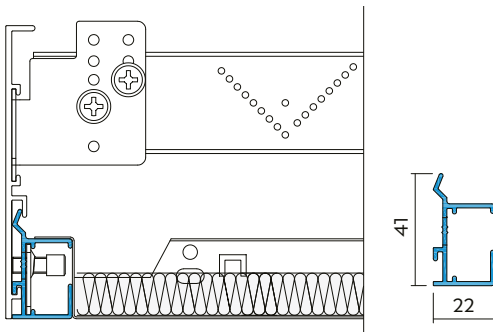
## TCA 1301

### Snap-In Edge Detail SAS330

Item No **288656**

Length (mm) **3000**

Accessories **TS 180s, TS 90s, TCP 180, TCP 90**



All dimensions are in mm.

# Trims | Blind box

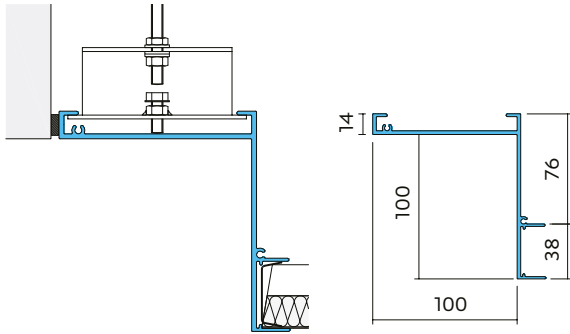
## TCA 0312

### 100mm Blind Box Channel Trim

Item No **14103**

Length (mm) **3000**

Accessories **TCB50, TCP90, TCP180, TCP360, Perimeter Wedge, End Plate**




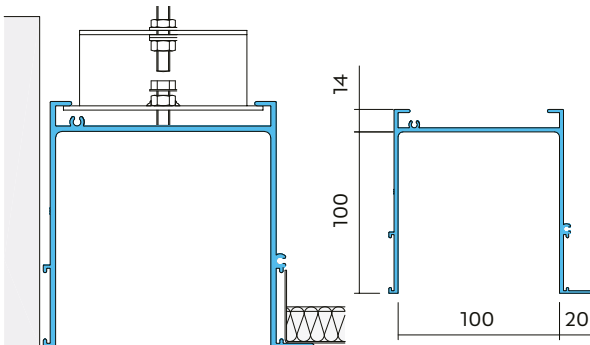
## TCA 0317

### 100mm Blind Box Angle Trim

Item No **22427**

Length (mm) **3000**

Accessories **TCB50, TCP90, TCP180, TCP36, End Plate**



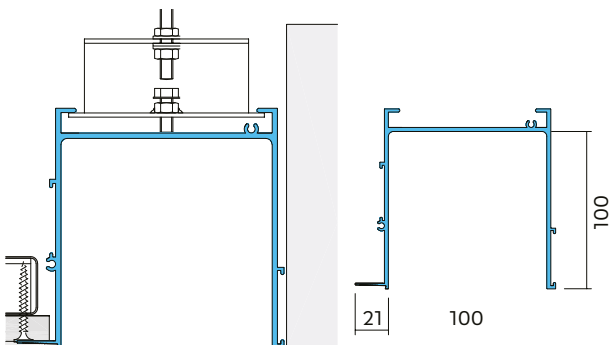
## TCA 1147

### 98mm Blind Box Plasterboard Trim

Item No **14139**

Length (mm) **3000**

Accessories **TCB50, TCP90, TCP180, TCP360, End Plate**



All dimensions are in mm.

# Trims | Blind box


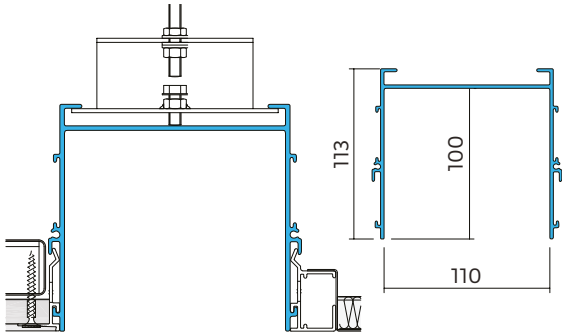
## TCA 0863

**100mm x 110mm Snap-In Blind Box**

Item No **288448**

Length (mm) **3000**

Accessories **TCB50, TCP90, TCP180, TCP360, Perimeter Wedge, End Plate**




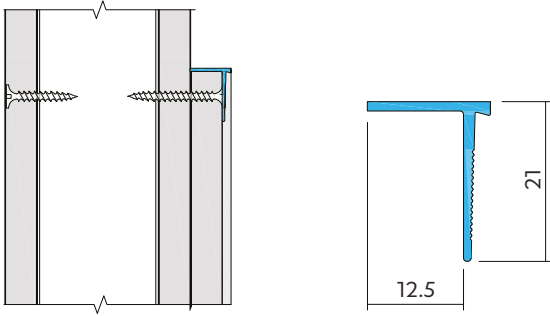
All dimensions are in mm.



# Trims | Dry Lining


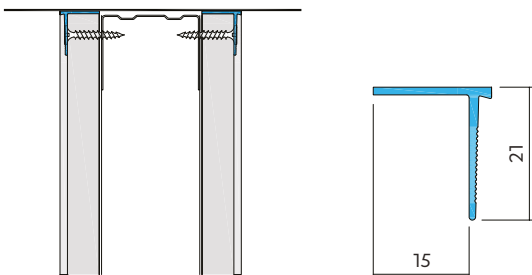
## TRU ET 125

**12.5mm Edge Trim**  
Item No **10575**  
Length (mm) **3000**  
Accessories **N/A**




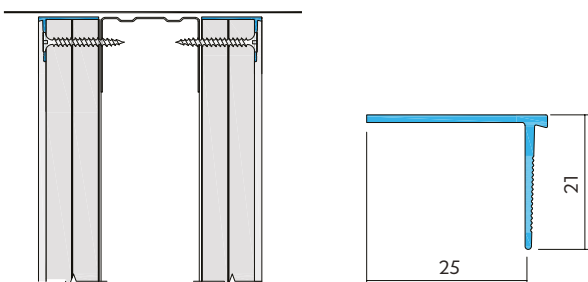
## TRU ET 150

**15mm Edge Trim**  
Item No **10576**  
Length (mm) **3000**  
Accessories **N/A**



## TRU ET 250

**25mm Edge Trim**  
Item No **10577**  
Length (mm) **3000**  
Accessories **N/A**


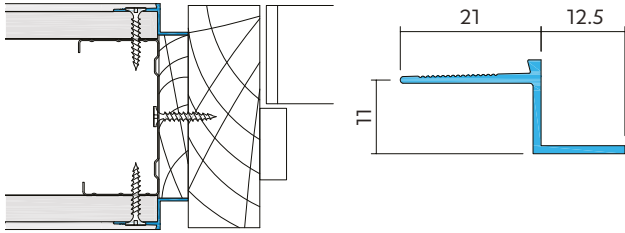


All dimensions are in mm.

# Trims | Dry Lining

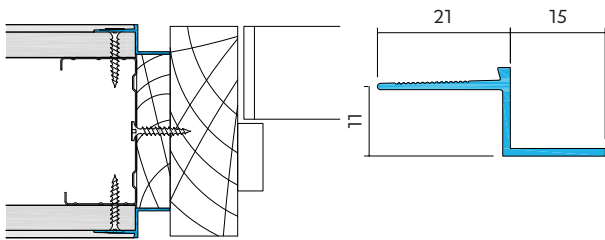
## TRU RT 125

**12.5mm Reveal Trim**  
Item No **10571**  
Length (mm) **3000**  
Accessories **N/A**



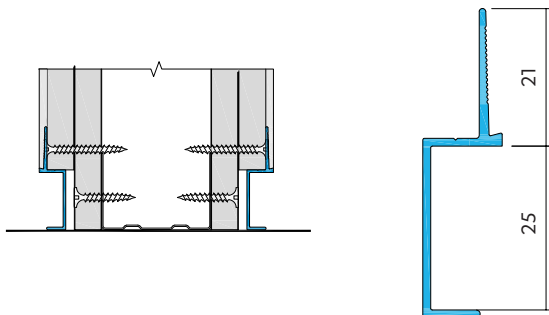
## TRU RT 150

**15mm Reveal Trim**  
Item No **10578**  
Length (mm) **3000**  
Accessories **N/A**



## TRU SK 25

**25mm Recessed Skirting Trim**  
Item No **14174**  
Length (mm) **3000**  
Accessories **N/A**



All dimensions are in mm.

# Trims | Dry Lining

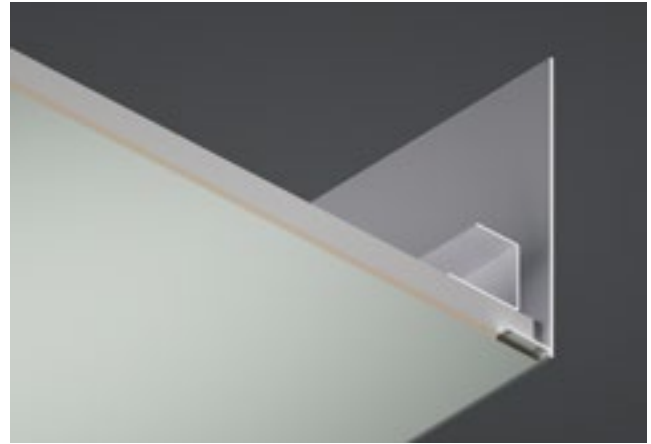
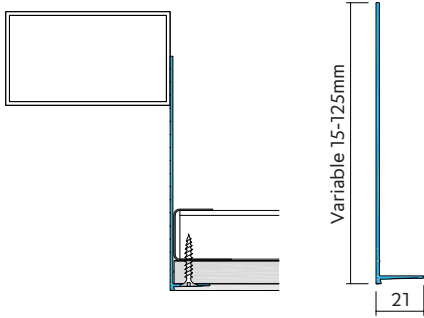
## TRU VD 1250

**Variable Depth Edge Trim (15mm - 125mm)**

Item No **14220**

Length (mm) **3000**

Accessories **N/A**



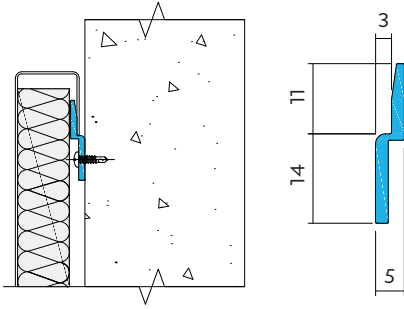
All dimensions are in mm.



# Trims | Gravity Baton

## TCA 0507

Size "Z" Shape Profile for Hook On Tiles  
Item No **371489**  
Length (mm) **3000**  
Accessories -

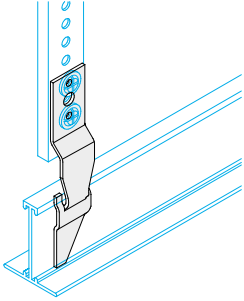


All dimensions are in mm.

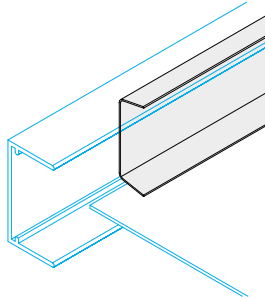
# Trims | Accessories

## TCB 08

Descriptor **Extrusion to Emac Hanger Bracket**  
Item No **10530**

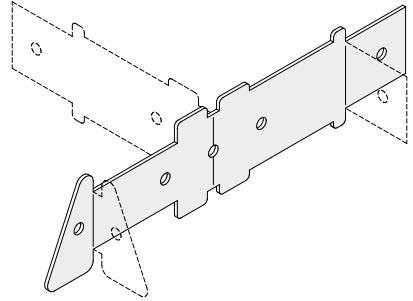


Descriptor **Perimeter Wedge**  
Item No **10178**



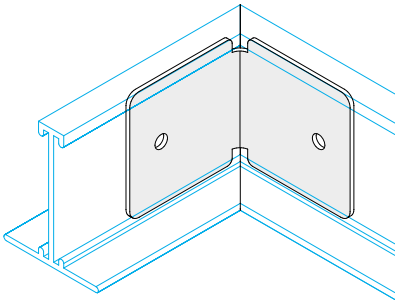
## TCP 360

Descriptor **Multi Splice**  
Item No **14046**



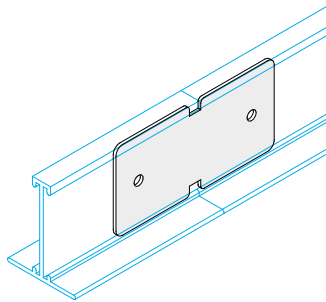
## TCP 90

Descriptor **Corner Splice to suit 34.5mm keyway**  
Item No **10536**



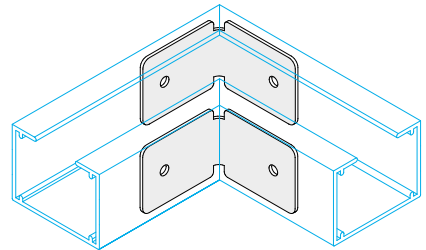
## TCP 180

Descriptor **Straight Splice to suit 34.5mm keyway**  
Item No **10534**



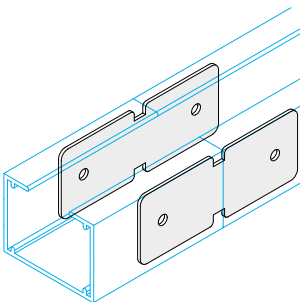
## TCP 90s

Descriptor **Corner Splice to suit 26.8mm**  
Item No **14047**



## TCB 180s

Descriptor **Straight Splice to suit 26.8mm keyway**  
Item No **14042**

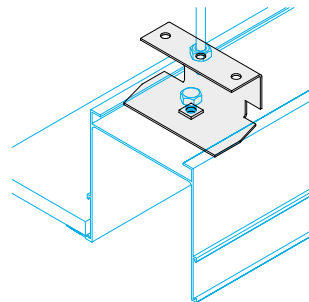


## TCB 12

Descriptor **TCA 0215 Hanger Bracket**  
Item No **10531**

## TCB 50

Descriptor **Blind Box Hanger to suit Threaded Rod**  
Item No **22007**

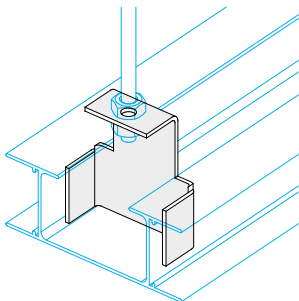


All dimensions are in mm.

# Trims | Accessories

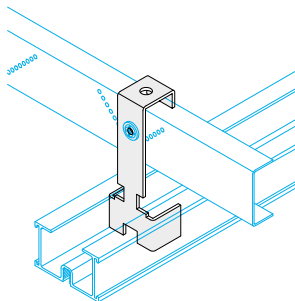
## TCB 60

Descriptor **TCA 0310 Hanger Bracket to suit Threaded Rod**  
Item No **22008**



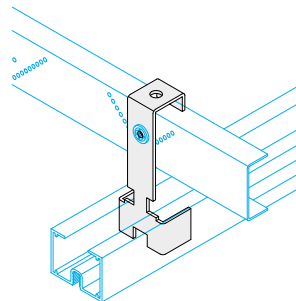
## TCA 0313

Descriptor **C-Profile Extrusion Bracket for Emac Channel to suit**  
Item No **40282**



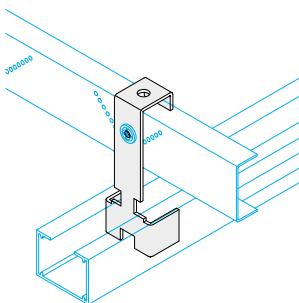
## TCA 0314

Descriptor **C-Profile Extrusion Bracket for Emac Channel to suit**  
Item No **40282**



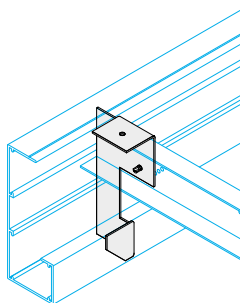
## TCA 1182

Descriptor **C-Profile Extrusion Bracket for Emac Channel to suit**  
Item No **40282**



## TCA 0637

Descriptor **J-Profile Extrusion Bracket for Emac Channel to suit**  
Item No **250083**

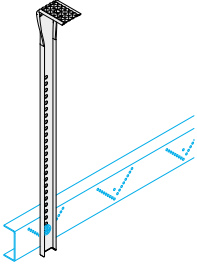
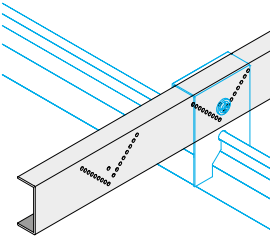
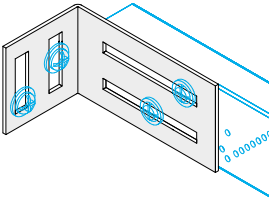
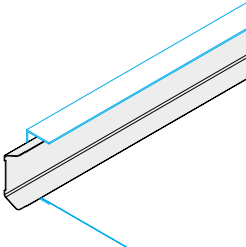


All dimensions are in mm.

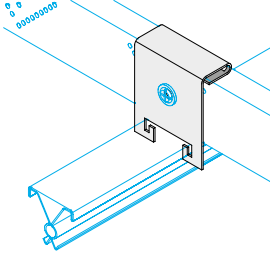
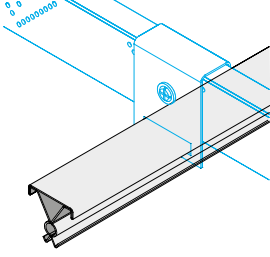
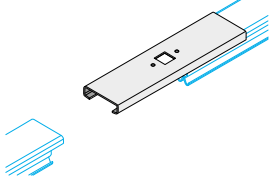
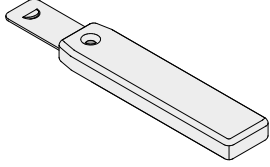


# Components

# Components | Emac suspension

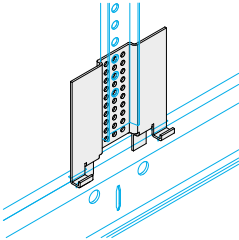
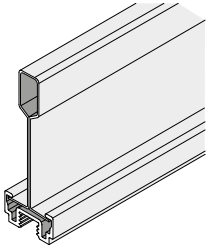
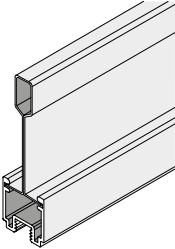
	Item No	Item Description	Folded Length (mm)	Gauge (mm)	Colour (% Gloss)	Units
<b>EMAC SUSPENSION COMPONENTS</b>						
	10188	Emac Hanger	300	-	Mill	50 no.
	10189	Emac Hanger	400	-	Mill	50 no.
	10190	Emac Hanger	500	-	Mill	50 no.
	10191	Emac Hanger	600	-	Mill	50 no.
	10192	Emac Hanger	800	-	Mill	50 no.
	10185	Emac Hanger	1000	-	Mill	50 no.
	10186	Emac Hanger	1200	-	Mill	50 no.
	10187	Emac Hanger	1500	-	Mill	50 no.
	79374	Emac Hanger	2000	-	Mill	50 no.
	22974	Emac Channel	4000	1.2	Mill	1 no.
	111675	Emac Channel	3000	1.5	Mill	1 no.
	22975	Emac Channel	4000	1.5	Mill	1 no.
	12097	Emac Wall Anchor	-	-	Mill	100 no.
	10178	Border Wedge	-	-	Mill	100 no.

# Components | SAS120

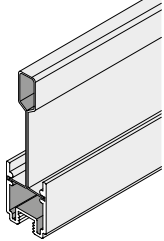
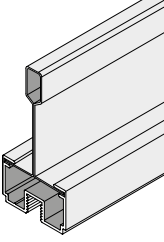
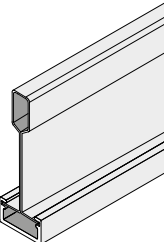
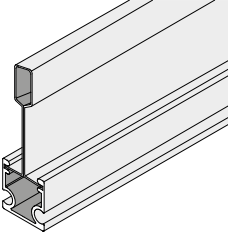
	Item No	Item Description	Nominal Height (mm)	Length (mm)	Colour (% Gloss)	Units
<b>SAS120 COMPONENTS</b>						
	12522	Emac Spring Tee to Channel Bracket (Standard)	83	–	Mill	100 no.
	22976	SAS Emac Spring Tee	–	4000	Mill	1 no.
	10408	Emac Spring Tee Splice	–	–	Mill	100 no.
	10196	Access Tool for SAS120/150 (pair)	–	–	–	1 no.



# Components | SAS130

	Item No	Item Description	To Suit Module Size (mm)	Length (mm)	Colour (% Gloss)	Units
<b>SAS130 COMPONENTS</b>						
	10630	Emac Hanger Bracket	-	-	Mill	100 no.
	32608	Alugrid-Q 15/08 Main Runner	500	3000	RAL 9010 (20%)	30 no.
	32609	Alugrid-Q 15/08 Main Runner	600	3000	RAL 9010 (20%)	30 no.
	32610	Alugrid-Q 15/08 Main Runner (Birdsmouth one side)	600	3000	RAL 9010 (20%)	30 no.
	32611	Alugrid-Q 15/08 Main Runner	750	3000	RAL 9010 (20%)	30 no.
	32612	Alugrid-Q 15/08 Cross Tee	500	500	RAL 9010 (20%)	30 no.
	32613	Alugrid-Q 15/08 Cross Tee	500	1000	RAL 9010 (20%)	30 no.
	32614	Alugrid-Q 15/08 Cross Tee	600	600	RAL 9010 (20%)	30 no.
	32615	Alugrid-Q 15/08 Oversailing Cross Tee	600	601	RAL 9010 (20%)	30 no.
	32616	Alugrid-Q 15/08 Cross Tee	600	1200	RAL 9010 (20%)	30 no.
	32617	Alugrid-Q 15/08 Oversailing Cross Tee	600	1201	RAL 9010 (20%)	30 no.
	32618	Alugrid-Q 15/08 Cross Tee	750	750	RAL 9010 (20%)	30 no.
	32619	Alugrid-Q 15/16 Main Runner	500	3000	RAL 9010 (20%)	22 no.
	30579	Alugrid-Q 15/16 Main Runner	600	3000	RAL 9010 (20%)	22 no.
	32620	Alugrid-Q 15/16 Main Runner (Birdsmouth one side)	600	3000	RAL 9010 (20%)	22 no.
	31501	Alugrid-Q 15/16 Main Runner	750	3000	RAL 9010 (20%)	22 no.
	32621	Alugrid-Q 15/16 Cross Tee	500	500	RAL 9010 (20%)	22 no.
	56791	Alugrid-Q 15/16 Oversailing Cross Tee	500	501	RAL 9010 (20%)	22 no.
	32622	Alugrid-Q 15/16 Cross Tee	500	1000	RAL 9010 (20%)	22 no.
	56790	Alugrid-Q 15/16 Oversailing Cross Tee	500	1001	RAL 9010 (20%)	22 no.
	30584	Alugrid-Q 15/16 Cross Tee	600	600	RAL 9010 (20%)	22 no.
	31504	Alugrid-Q 15/16 Oversailing Cross Tee	600	601	RAL 9010 (20%)	22 no.
	30581	Alugrid-Q 15/16 Cross Tee	600	1200	RAL 9010 (20%)	22 no.
	32623	Alugrid-Q 15/16 Oversailing Cross Tee	600	1201	RAL 9010 (20%)	22 no.
	31502	Alugrid-Q 15/16 Cross Tee	750	750	RAL 9010 (20%)	22 no.
	32678	Alugrid-Q 15/16 Oversailing Cross Tee	750	751	RAL 9010 (20%)	22 no.

# Components | SAS130

	Item No	Item Description	To Suit Module Size (mm)	Length (mm)	Colour (% Gloss)	Units
<b>SAS130 COMPONENTS</b>						
	32624	Alugrid-Q 15/19 Main Runner	500	3000	RAL 9010 (20%)	22 no.
	32588	Alugrid-Q 15/19 Main Runner	600	3000	RAL 9010 (20%)	22 no.
	38530	Alugrid-Q 15/19 Main Runner (Birds Mouth One Side)	600	3000	RAL 9010 (20%)	22 no.
	32625	Alugrid-Q 15/19 Main Runner	750	3000	RAL 9010 (20%)	22 no.
	32626	Alugrid-Q 15/19 Cross Tee	500	500	RAL 9010 (20%)	22 no.
	32627	Alugrid-Q 15/19 Cross Tee	500	1000	RAL 9010 (20%)	22 no.
	32590	Alugrid-Q 15/19 Cross Tee	600	600	RAL 9010 (20%)	22 no.
	32589	Alugrid-Q 15/19 Cross Tee	600	1200	RAL 9010 (20%)	22 no.
	32628	Alugrid-Q 15/19 Cross Tee	750	750	RAL 9010 (20%)	22 no.
	290267	Alugrid-Q 25/16 Main Runner	500	3000	RAL 9010 (20%)	15 no.
	290268	Alugrid-Q 25/16 Main Runner	600	3000	RAL 9010 (20%)	15 no.
	290270	Alugrid-Q 25/16 Main Runner	750	3000	RAL 9010 (20%)	15 no.
	290271	Alugrid-Q 25/16 Cross Tee	500	500	RAL 9010 (20%)	15 no.
	290272	Alugrid-Q 25/16 Cross Tee	500	1000	RAL 9010 (20%)	15 no.
	290273	Alugrid-Q 25/16 Cross Tee	600	600	RAL 9010 (20%)	15 no.
	290274	Alugrid-Q 25/16 Cross Tee	600	1200	RAL 9010 (20%)	15 no.
	290275	Alugrid-Q 25/16 Cross Tee	750	750	RAL 9010 (20%)	15 no.
	31223	Alugrid-P 15/08 Main Runner	Universal	3000	RAL 9010 (20%)	30 no.
	32637	Alugrid-P 15/08 Cross Tee	500	500	RAL 9010 (20%)	30 no.
	32638	Alugrid-P 15/08 Cross Tee	500	1000	RAL 9010 (20%)	30 no.
	31226	Alugrid-P 15/08 Cross Tee	600	600	RAL 9010 (20%)	30 no.
	32299	Alugrid-P 15/08 Oversailing Cross Tee	600	601	RAL 9010 (20%)	30 no.
	31224	Alugrid-P 15/08 Cross Tee	600	1200	RAL 9010 (20%)	30 no.
	35919	Alugrid-P 15/08 Oversailing Cross Tee	600	1201	RAL 9010 (20%)	30 no.
	32639	Alugrid-P 15/08 Cross Tee	750	750	RAL 9010 (20%)	30 no.
	32194	Alugrid-P 15/16 Main Runner	Universal	3000	RAL 9010 (20%)	22 no.
	32640	Alugrid-P 15/16 Cross Tee	500	500	RAL 9010 (20%)	22 no.
	32641	Alugrid-P 15/16 Cross Tee	500	1000	RAL 9010 (20%)	22 no.
	32196	Alugrid-P 15/16 Cross Tee	600	600	RAL 9010 (20%)	22 no.
	56627	Alugrid-P 15/16 Oversailing Cross Tee	600	601	RAL 9010 (20%)	22 no.
	32195	Alugrid-P 15/16 Cross Tee	600	1200	RAL 9010 (20%)	22 no.
	56628	Alugrid-P 15/16 Oversailing Cross Tee	600	1201	RAL 9010 (20%)	22 no.
	32642	Alugrid-P 15/16 Cross Tee	750	750	RAL 9010 (20%)	22 no.

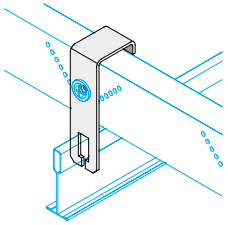
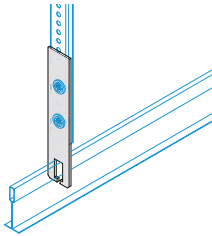
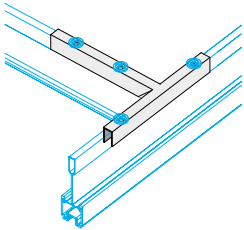
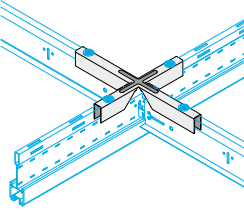
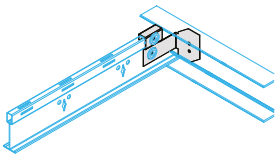
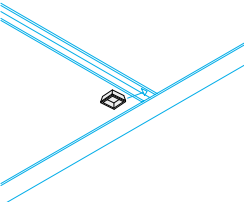
\* To suit all SAS standard module sizes

# Components | SAS130

	Item No	Item Description	To Suit Module Size (mm)	Length (mm)	Colour (% Gloss)	Units
<b>SAS130 COMPONENTS</b>						
	32643	Alugrid Cleanseal Main Runner 15/16	Universal	3000	RAL 9010 (20%)	22 no.
	32644	Alugrid Cleanseal Cross Tee 15/16	500	500	RAL 9010 (20%)	22 no.
	32645	Alugrid Cleanseal Cross Tee 15/16	500	1000	RAL 9010 (20%)	22 no.
	32646	Alugrid Cleanseal Cross Tee 15/16	600	600	RAL 9010 (20%)	22 no.
	32647	Alugrid Cleanseal Cross Tee 15/16	600	1200	RAL 9010 (20%)	22 no.
	32648	Alugrid Cleanseal Cross Tee 15/16	750	750	RAL 9010 (20%)	22 no.
	22914	SAS Tee Grid T15 Main Runner*	Universal	3000	RAL 9010 (20%)	20 no.
	22906	SAS Tee Grid T15 Cross Tee Butt Cut	500	500	RAL 9010 (20%)	60 no.
	22910	SAS Tee Grid T15 Cross Tee Butt Cut	500	1000	RAL 9010 (20%)	60 no.
	22905	SAS Tee Grid T15 Cross Tee Butt Cut	600	600	RAL 9010 (20%)	60 no.
	22909	SAS Tee Grid T15 Cross Tee Butt Cut	600	1200	RAL 9010 (20%)	60 no.
	22904	SAS Tee Grid T15 Cross Tee Butt Cut	750	750	RAL 9010 (20%)	60 no.
	30209	SAS Tee Grid T15 Cross Tee Butt Cut	600	600	International White	60 no.
	30212	SAS Tee Grid T15 Cross Tee Butt Cut	600	1200	International White	60 no.
	30207	SAS Tee Grid T15 Main Runner*	600	3600	International White	20 no.
	22920	SAS Tee Grid T24 Main Runner*	Universal	3000	RAL 9010 (20%)	20 no.
	22919	SAS Tee Grid T24 Cross Tee Butt Cut	600	600	RAL 9010 (20%)	60 no.
	22917	SAS Tee Grid T24 Cross Tee Butt Cut	600	1200	RAL 9010 (20%)	60 no.
	22915	SAS Tee Grid T24 Cross Tee Butt Cut	750	750	RAL 9010 (20%)	60 no.
	29011	Angle 32 x 19 Steel	-	3000	International White	20 no.
	30231	SAS Tee Grid T24 Cross Tee Joggled	600	600	International White	60 no.
	30228	SAS Tee Grid T24 Cross Tee Joggled	600	1200	International White	60 no.
	30221	SAS Tee Grid T24 Main Runner*	Universal	3600	International White	20 no.
	10397	Wall Angle Steel	32x19	3000	RAL 9010 (20%)	20 no.

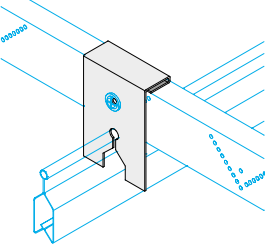
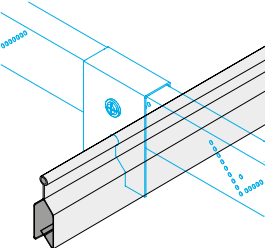
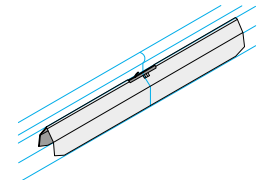
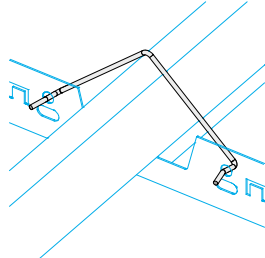
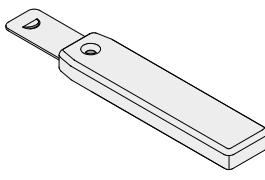


# Components | SAS130

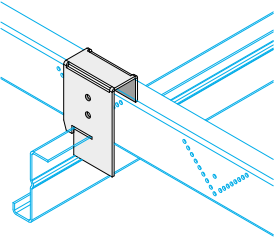
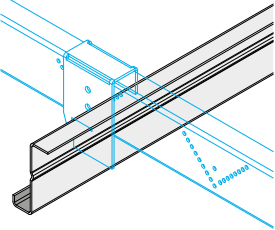
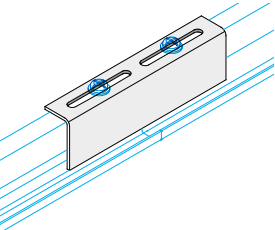
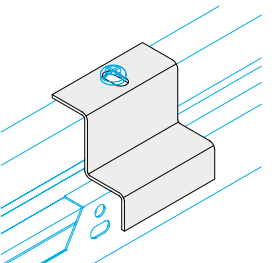
	Item No	Item Description	To Suit Module Size (mm)	Length (mm)	Colour (% Gloss)	Units
<b>SAS130 COMPONENTS</b>						
	21568	Tee Grid to Emac Channel Bracket	-	-	Mill	100 no.
	239908	Tee Grid to Emac Hanger	-	-	Mill	100 no.
	21567	DB3 90° Connector Bracket	-	-	Mill	100 no.
	125045	DB4 Connector Bracket	-	-	Mill	100 no.
	21566	Tee Grid to Extrusion Bracket	-	-	Mill	100 no.
	248899	6mm Teg Block	-	-	White	100 no.

\*To suit all SAS standard module sizes

# Components | SAS150

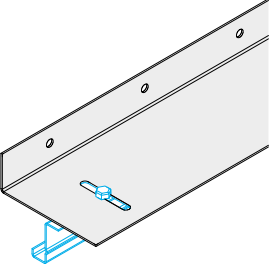
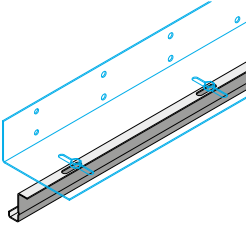
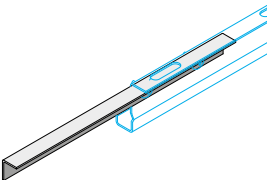
	Item No	Item Description	Nominal Height (mm)	Length (mm)	Colour (% Gloss)	Units
<b>SAS150 COMPONENTS</b>						
	10351	Deep Omega Bar to Channel Bracket (Standard)	-	-	Mill	100 no.
	22977	Deep Omega Bar	-	4000	Mill	1 no.
	10201	Shallow Omega	-	4000	Mill	1 no.
	10353	Deep Omega Bar Splice	-	-	Mill	100 no.
	10352	Shallow Omega Splice	-	-	Mill	100 no.
	21572	Wire Security Clip	-	-	Mill	100 no.
	10196	Access Tool for SAS120/150 (Pair)	-	-	-	2 no.

# Components | SAS200

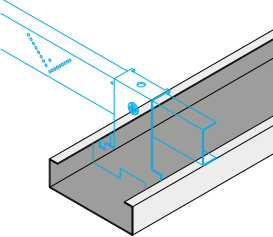
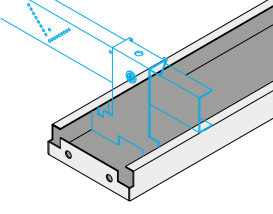
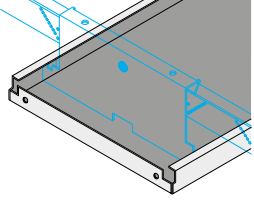
	Item No	Item Description	Size (mm)	Nominal Height (mm)	Length (mm)	Colour (% Gloss)	Units
<b>SAS200 COMPONENTS</b>							
	383680	J-Bar to Channel Bracket (To suit 50mm J-Bar) Right hand	-	99	-	Mill	100 no.
	10205	J-Bar with slots	50	-	4000	Mill	1 no.
	156447	J-Bar without slots	50	-	4000	Mill	1 no.
	10180	J-Bar Splice	-	-	-	Mill	100 no.
	22595	Security Clip for 50mm J-Bar	-	-	-	Mill	100 no.



# Components | SAS205

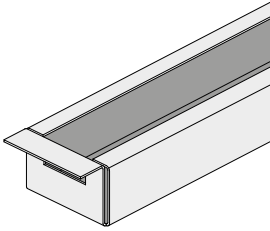
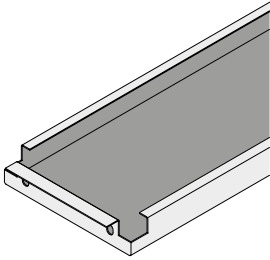
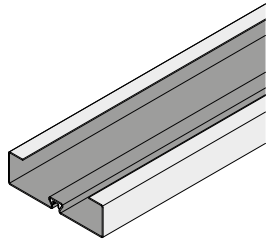
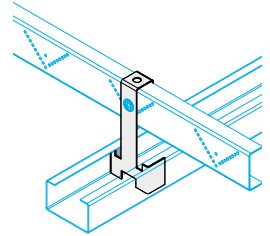
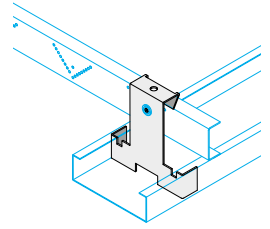
	Item No	Item Description	Size (mm)	Nominal Height (mm)	Length (mm)	Colour (% Gloss)	Units
<b>SAS205 COMPONENTS</b>							
	287383	Closure Angle White (Slotted)	50x100	-	3000	RAL 9010 (20%)	1 no.
	287382	Closure Angle Black (Slotted)	50x100	-	3000	RAL 9005 (30%)	1 no.
	10204	J-Bar with slots	38	-	4000	Mill	1 no.
	283109	J-Bar Splice (SAS205)	-	-	-	Mill	100 no.

# Components | SAS330

	Item No	Item Description	Length (mm)	Width (mm)	Colour (% Gloss)	Units
<b>SAS330 COMPONENTS</b>						
	21265_B	C-Profile Open Ends	3000	50	RAL 9010 (20%)	1 no.
	21266_B	C-Profile Open Ends	3000	100	RAL 9010 (20%)	1 no.
	51019	C-Profile Closed Ends	3000	50	RAL 9010 (20%)	1 no.
	30658	C-Profile Closed Ends	3000	100	RAL 9010 (20%)	1 no.
	21267	C-Profile Closed Ends	3000	150	RAL 9010 (20%)	1 no.
	21268	C-Profile Closed Ends	3000	200	RAL 9010 (20%)	1 no.
	21269	C-Profile Closed Ends	3000	250	RAL 9010 (20%)	1 no.
	21270	C-Profile Closed Ends	3000	300	RAL 9010 (20%)	1 no.
<b>SAS330 COMPONENTS</b>						
	21502_B	Omega C-Profile Open Ends	3000	100*	RAL 9010 (20%)	1 no.

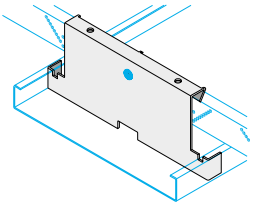
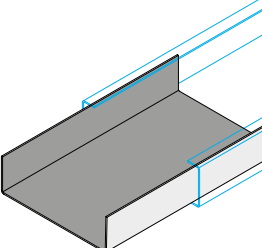
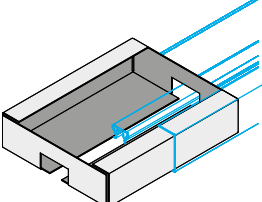
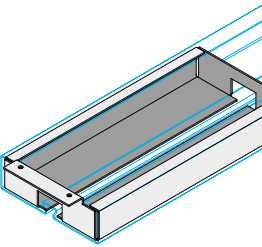
\* Other sizes available on request

# Components | SAS330


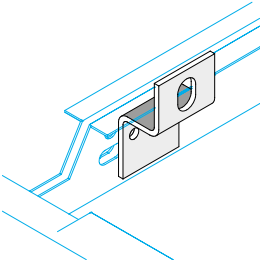
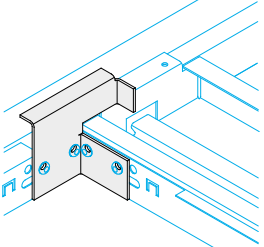
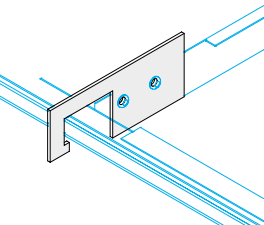
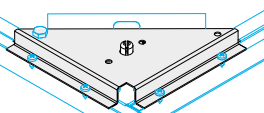
	Item No	Item Description	Length (mm)	Width (mm)	Colour (% Gloss)	Units
<b>SAS330 COMPONENTS</b>						
	21505	C-Profile Noggin (to suit 1500mm modules)	1450	50	RAL 9010 (20%)	1 no.
	21506	C-Profile Noggin (to suit 1500mm modules)	1400	100	RAL 9010 (20%)	1 no.
	21507	C-Profile Noggin (to suit 1500mm modules)	1350	150	RAL 9010 (20%)	1 no.
	21508	C-Profile Noggin (to suit 1500mm modules)	1300	200	RAL 9010 (20%)	1 no.
	21509	C-Profile Noggin (to suit 1500mm modules)	1250	250	RAL 9010 (20%)	1 no.
	21510	C-Profile Noggin (to suit 1500mm modules)	1200	300	RAL 9010 (20%)	1 no.
	21511	Omega C-Profile Noggin	1400	100	RAL 9010 (20%)	1 no.
	21520	C-Profile Hook Over Suspension Bracket for Emac Channel and Rod	100	50	Mill	100 no.
	41879_B	C-Profile Hook Over Suspension Bracket for Emac Channel and Rod	100	100	Mill	100 no.
	52358	C-Profile Hook Over Suspension Bracket for Emac Channel and Rod	100	150	Mill	100 no.



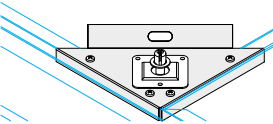
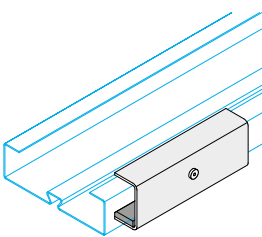
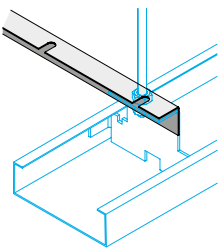
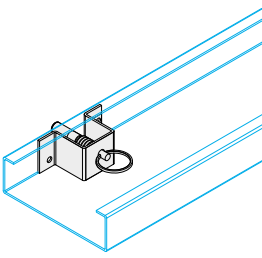
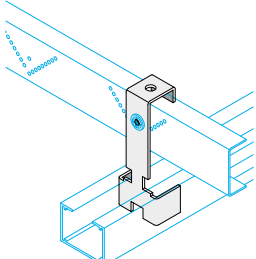
# Components | SAS330

	Item No	Item Description	Length (mm)	Width (mm)	Colour (% Gloss)	Units
<b>SAS330 COMPONENTS</b>						
	51877	C-Profile Hook Over Suspension Bracket for Emac Channel and Rod	100	200	Mill	100 no.
	42965	C-Profile Hook Over Suspension Bracket for Emac Channel and Rod	100	250	Mill	100 no.
	56014	C-Profile Hook Over Suspension Bracket for Emac Channel	100	300	Mill	100 no.
	21527_B	C-Profile Splice	-	50	Mill	100 no.
	21529_B	C-Profile Splice	-	100	Mill	100 no.
	21530_B	C-Profile Splice	-	150	Mill	100 no.
	21534	Omega C-Profile Splice	-	100	Mill	100 no.
	21537	Omega C-Profile End Shoe	-	100	Mill	1 no.
	21538	Omega C-Profile End Shoe	-	200	Mill	1 no.
	28573	Plain C-Profile End Shoe (for 100mm C-Profile)	-	100	Mill	1 no.
	39075	Plain C-Profile End Shoe (for 100mm C-Profile)	-	100	RAL 9010 (20%)	1 no.

# Components | SAS330

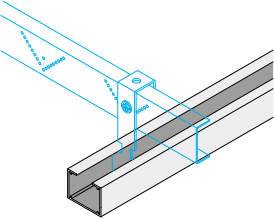
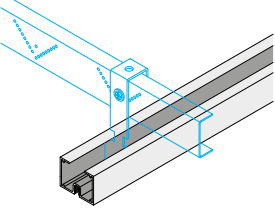
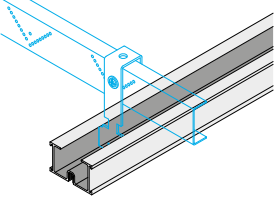
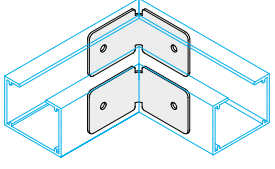
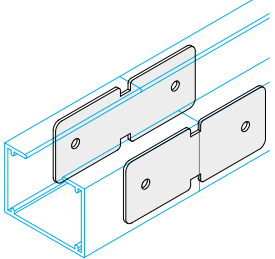
	Item No	Item Description	Nominal Height (mm)	Width (mm)	Colour (% Gloss)	Units
<b>SAS330 COMPONENTS</b>						
	10197	Safety Cable	300	-	Mill	1 no.
	141497	Safety Cable	600	-	Mill	1 no.
	22400	Safety Cable Bracket	-	-	Mill	1 no.
	22401	Flying Arm Bracket R/H	-	-	Mill	1 no.
	22405	Flying Arm Bracket L/H	-	-	Mill	1 no.
	21541	End Arm Bracket	-	-	Mill	1 no.
	12415	Top Touch Latch Bracket	-	-	Mill	1 no.

# Components | SAS330

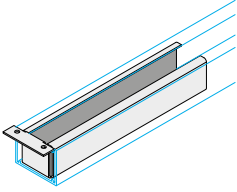
	Item No	Item Description	Nominal Height (mm)	Width (mm)	Colour (% Gloss)	Units
<b>SAS330 COMPONENTS</b>						
	19404	Bottom Touch Latch Bracket	-	-	Mill	1 no.
	21542	Pivot Hole Drilling Jig	-	-	Mill	1 no.
	21543	Distancing Profile (to suit 1500mm modules)	-	-	Mill	1 no.
	12056	Retractable Pivot Pin	-	-	Mill	1 no.
	40282_B	C-Profile Extrusion Bracket for direct Emac Hanger support (to suit TCA 1182, TCA 0314 & TCA 0313)	-	40	Mill	100 no.



# Components | SAS330

	Item No	Item Description	Length (mm)	Width (mm)	Colour (% Gloss)	Units
<b>SAS330 COMPONENTS</b>						
	22428	C-Profile Aluminium Extrusion (TCA 1182)	3000	40	RAL 9010 (20%)	1 no.
	14110	Thread form C-Profile Aluminium Extrusion (TCA 0314)	3000	40	RAL 9010 (20%)	1 no.
	14105	Thread form C-Profile Aluminium Extrusion (TCA 0313)	3000	50	RAL 9010 (20%)	1 no.
	14047	90° Splice Plate (TCP 90S)	-	-	Mill	100 no.
	14042	Straight Splice Plate (TCP 180S)	-	-	Mill	100 no.

# Components | SAS330

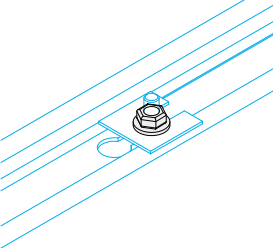
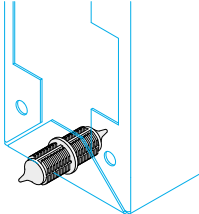
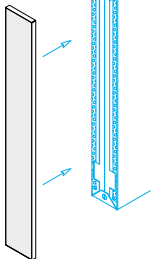
	Item No	Item Description	Length (mm)	Width (mm)	Colour (% Gloss)	Units
<b>SAS330 COMPONENTS</b>						
	29584	C-Profile End Shoe (for TCA 1182)	-	-	Mill	100 no.

# Components | SAS500

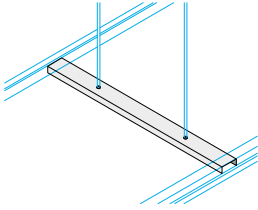
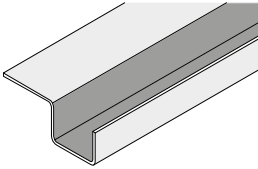
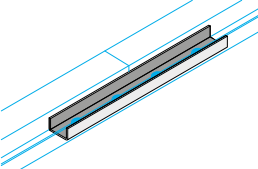
	Item No	Item Description	Size (mm)	Width (mm)	Length (mm)	Colour (% Gloss)	Units
<b>SAS500 COMPONENTS</b>							
	229452	Carrier Rail (Keyway Holes at 100mm Centres) <b>Note</b> For use with continuous linear runs	-	38	3000	Mill	1 no.
	Various	Carrier Rail (Keyway Holes at 100mm Centres) <b>Note</b> For use with individually suspended baffles to specification	-	38	Made to Order	Mill	1 no.
	229474	Hanging Bracket	-	17	119	Mill	1 no.
	253154	Hanging Bracket	-	17	119	RAL 9005 (30%)	1 no.
	229461	Carrier Splice	-	64.2	150	Mill	1 no.
	229865	Clamping Plate	-	-	-	Mill	100 no.
	31690	M6 Coach Bolt	-	-	-	-	100 no.



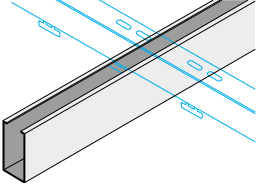
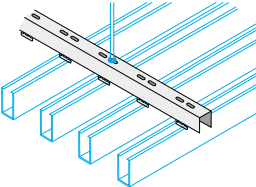
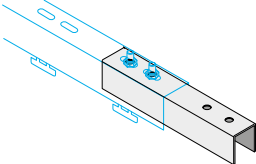
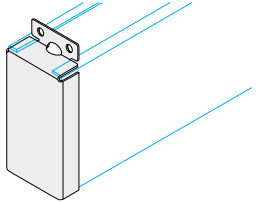
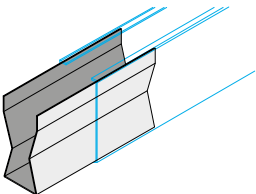
# Components | SAS500

	Item No	Item Description	Size (mm)	Width (mm)	Length (mm)	Colour (% Gloss)	Units
<b>SAS500 COMPONENTS</b>							
	33835_B	M6 Washer	-	-	-	-	100 no.
	10170	M6 Locking Nut	-	-	-	-	100 no.
	124654_B	Fir Tree	-	1	35.75	-	100 no.
	Various	End Plate	-	To Suit	To Suit	To Suit	1 no.

# Components | SAS600

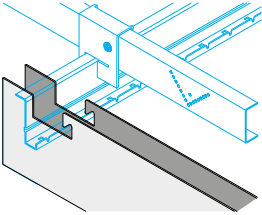
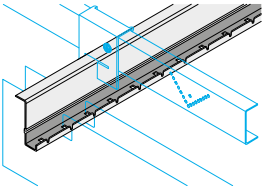
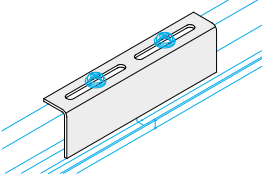
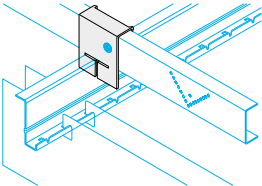
	Item No	Item Description	Size (mm)	Length (mm)	Colour (% Gloss)	Units
<b>SAS600 COMPONENTS</b>						
	290433	Support Channel	50	To Suit	Mill	1 no.
	Various	Support Channel (width to suit)	50	To Suit	Mill	1 no.
	23679	Saucepan J-Bar	60x20	3000	Mill	1 no.
	58877	Saucepan J-Bar Splice	35x12	150	Mill	100 no.

# Components | SAS700

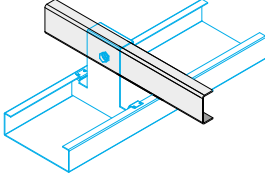
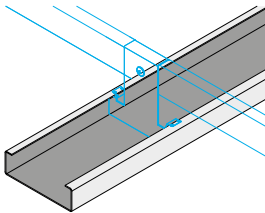
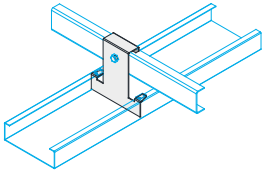
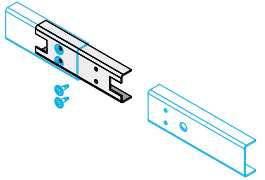
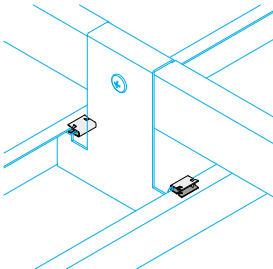
	Item No	Item Description	Size (mm)	Length (mm)	Colour (% Gloss)	Units
<b>SAS700 COMPONENTS</b>						
	249424	Steel Profile	60x30	3000	RAL 9010 (20%)	1 no.
	221327	Steel Profile	80x30	3000	RAL 9010 (20%)	1 no.
	Various	Carrier Profile <b>Note</b> Centres to suit. Min. 90mm centres	30	2964	RAL 9005 (30%)	1 no.
	126520	Carrier Splice	30x27	150	RAL 9005 (30%)	100 no.
	249485	End Plate	60x30	-	RAL 9010 (20%)	1 no.
	221323	End Plate	80x30	-	RAL 9010 (20%)	1 no.
	126521	Profile Splice Extrusion	60x30	100	Mill	100 no.
	130859	Profile Splice Extrusion	80x30	150	Mill	100 no.



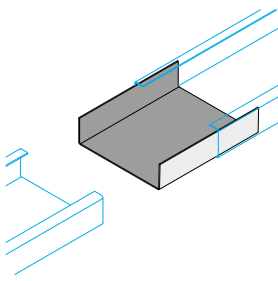
# Components | SAS710

	Item No	Item Description	Size (mm)	Width (mm)	Length (mm)	Colour (% Gloss)	Units
<b>SAS710 COMPONENTS</b>							
	Various	Profile	-	30	To Suit	RAL 9010 (20%)	1 no.
	70993	Notched J-Bar	50x15	-	3114	Mill	1 no.
	10180	J-Bar Splice	-	22	130	Mill	100 no.
	10181	J-Bar Bracket	-	64	60	Mill	100 no.

# Components | SAS720

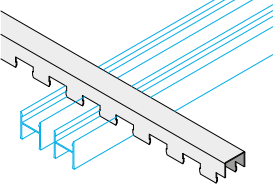
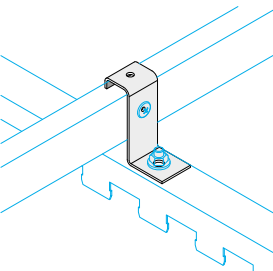
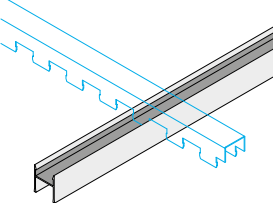
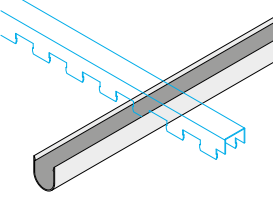
	Item No	Item Description	Size (mm)	Width (mm)	Length (mm)	Colour (% Gloss)	Units
<b>SAS720 COMPONENTS</b>							
	258798	Emac Grid (Clinch Nut at 200mm)	-	30	3000	RAL 9005 (30%)	1 no.
	256386	C-Profile (Without Notches and Paint Holes)	-	100	3000	RAL 9010 (20%)	1 no.
	258796	C-Profile Bracket	-	97	97	RAL 9005 (30%)	100 no.
	249267	Carrier Splice	35.5x12	38	150	RAL 9005 (30%)	100 no.
	258794	Edge Clip	-	13	9	Black	100 no.

# Components | SAS720

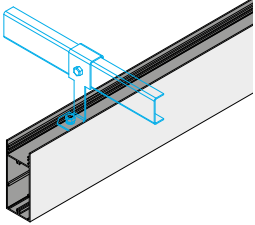
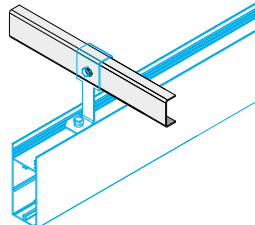
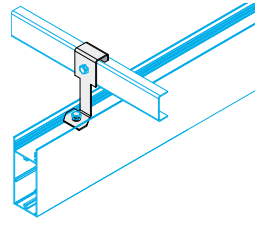
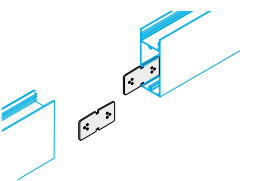
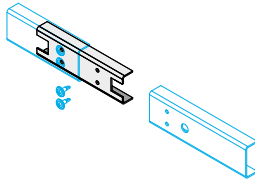
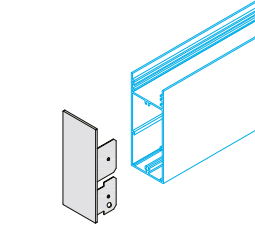
	Item No	Item Description	Size (mm)	Width (mm)	Length (mm)	Colour (% Gloss)	Units
<b>SAS720 COMPONENTS</b>							
	21529	C-Profile Splice	-	100	150	Mill	100 no.



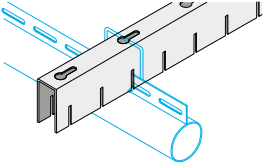
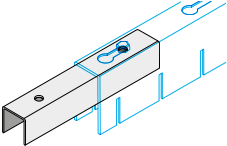
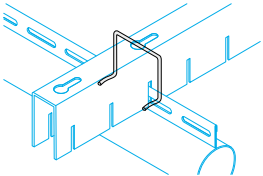
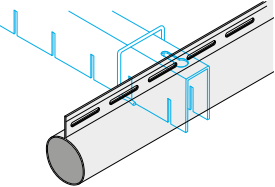
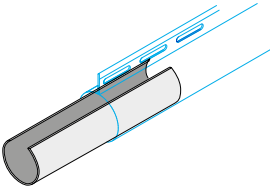
# Components | SAS730

	Item No	Item Description	Size (mm)	Length (mm)	Colour (% Gloss)	Units
<b>SAS730 COMPONENTS</b>						
	258487	H-Line Carrier Centres	50x30	3000	RAL 9005 (30%)	1 no.
	258600	U-Line Carrier Centres	50x30	3000	RAL 9005 (30%)	1 no.
	311849	Hook Over Bracket	55x25	-	RAL 9005 (30%)	100 no.
	Various	H-Profile (TCA 1170)	30	3000	-	1 no.
	Various	U-Profile (TCA 1165)	30	3000	-	1 no.

# Components | SAS740

	Item No	Item Description	Size (mm)	Length (mm)	Colour (% Gloss)	Units
<b>SAS740 COMPONENTS</b>						
	249014	Linear Profile	100x40	3000	RAL 9010 (20%)	1 no.
	249012	Slotted Emac Grid (150mm Centres)	38x16	3000	RAL 9005 (30%)	1 no.
	249010	Hanger Bracket (Long - with tiles)	36x90	-	RAL 9005 (30%)	100 no.
	249011	Hanger Bracket (Short - without tiles)	36x65	-	RAL 9005 (30%)	100 no.
	10534	TCP 180 Splice Plate	37x50	-	Mill	100 no.
	249267	Carrier Splice	35.5x12	120	RAL 9005 (30%)	100 no.
	320173	End Plate	100	40	RAL 9010	On Request

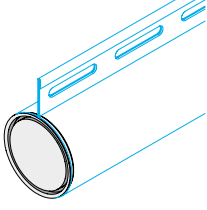
# Components | SAS750 Tubeline

	Item No	Item Description	Tube Centres (mm)	Length (mm)	Colour (% Gloss)	Units
<b>SAS750 COMPONENTS – STEEL</b>						
	226254	Tubeline Universal carrier notched – Universal at 50mm centres	50	3000	RAL 9005 (30%)	1 no.
	226274	Tubeline Splice	–	–	RAL 9005 (30%)	100 no.
	10537	Wire Clips	–	–	RAL 9005 (30%)	100 no.
	284602	50mmØ Tube Steel*	–	3000	RAL 9010 (20%)	1 no.
	226275	50mmØ Tubeline Splice	–	–	Mill	100 no.

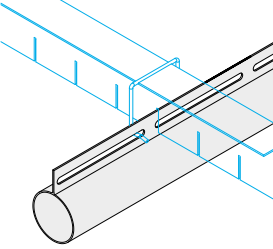
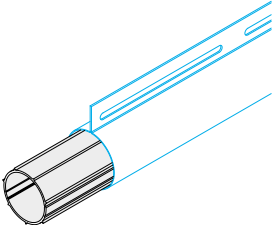
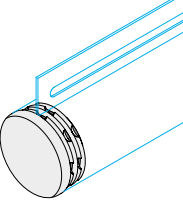
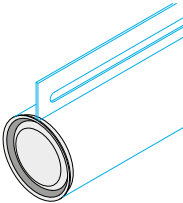
\*Other colours are available, see page 30 for further details



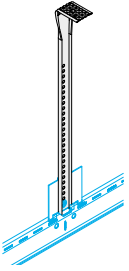
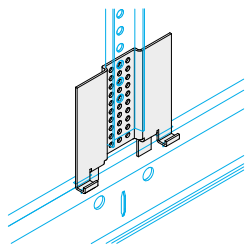
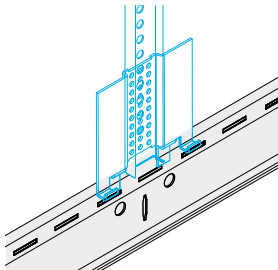
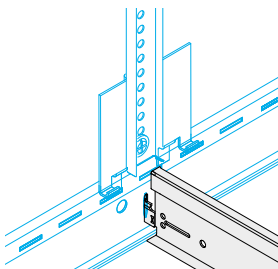
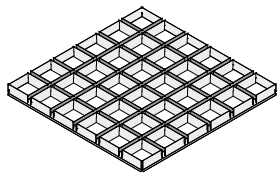
# Components | SAS750 Tubeline

	Item No	Item Description	Tube Centres (mm)	Length (mm)	Colour (% Gloss)	Units
<b>SAS750 COMPONENTS – STEEL</b>						
	290033	50mm Steel Flat End Cap	-	-	RAL 9010 (20%)	1 no.

# Components | SAS750 Tubeline

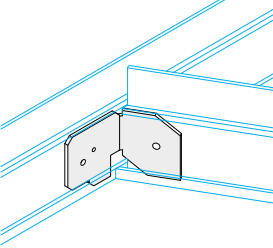
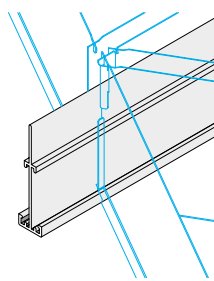
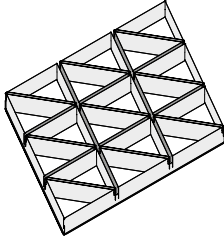
	Item No	Item Description	Tube Centres (mm)	Length (mm)	Colour (% Gloss)	Units
<b>SAS750 COMPONENTS – ALUMINIUM – EXTERNAL</b>						
	14114	25mmØ Tube Aluminium*	–	3000	RAL 9010 (20%)	1 no.
	14125	50mmØ Tube Aluminium *	–	3000	RAL 9010 (20%)	1 no.
	22409	25mmØ Tubeline Splice	–	–	Mill	100 no.
	14128	50mmØ Tubeline Splice	–	–	Mill	100 no.
	10698	25mmØ Plastic End Cap*	–	–	White	1 no.
	10569	50mmØ Plastic End Cap*	–	–	White	1 no.
	226266	50mm Aluminium Flat End Cap	–	–	RAL 9010 (20%)	1 no.

# Components | SAS800 Trucell

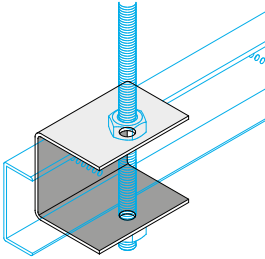
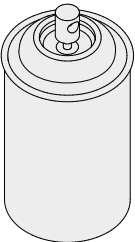
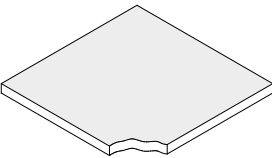
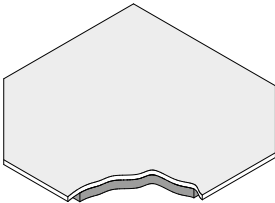
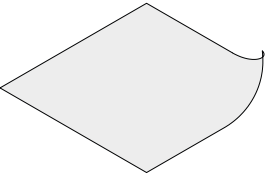
	Item No	Item Description	Size (mm)	Width (mm)	Length (mm)	Colour (% Gloss)	Units
<b>SAS800 TRUCCELL COMPONENTS</b>							
	Various	Emac Hanger	–	Varies	Varies	Mill	100 no.
	10630	Emac Hanger Bracket	50x50	–	–	Mill	100 no.
	22914	SAS Tee Grid T15 Main Runner	–	15	3000	White	20 no.
	22905	SAS Tee Grid T15 Cross Tee	–	15	600	White	60 no.
	22909	SAS Tee Grid T15 Cross Tee	–	15	1200	White	60 no.
	11070	Trucell Panel 50mmx50mm Cell	600x600	–	–	White	15 no.
	11071	Trucell Panel 75mm x 75mm Cell	600x600	–	–	White	15 no.
	11072	Trucell Panel 86mm x 86mm Cell	600x600	–	–	White	15 no.
	11073	Trucell Panel 100mm x 100mm Cell	600x600	–	–	White	15 no.
	14378	Trucell Panel 120mm x 120mm Cell	600x600	–	–	White	15 no.
	11074	Trucell Panel 150mm x 150mm Cell	600x600	–	–	White	15 no.
	14379	Trucell Panel 200mm x 200mm Cell	600x600	–	–	White	15 no.



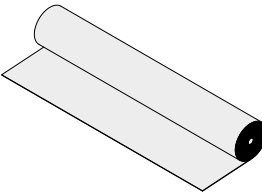
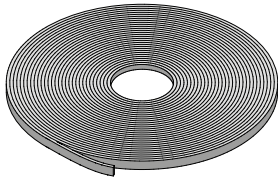
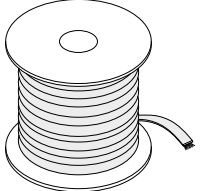
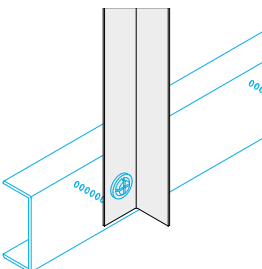
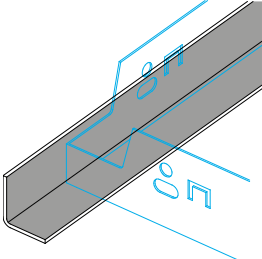
# Components | SAS810 Tricell

	Item No	Item Description	Size (mm)	Width (mm)	Length (mm)	Colour (% Gloss)	Units
<b>SAS810 TRICELL COMPONENTS</b>							
	67477	R/H Splice (120 degrees)	30x36	-	-	Mill	100 no.
	69006	L/H Splice (120 degrees)	30x36	-	-	Mill	100 no.
	67880	Main Runner	-	15	3000	RAL 9006 (30%)	1 no.
	67883	Noggin	-	15	864	RAL 9006 (30%)	1 no.
	67882	Cross Tee	-	15	1743	RAL 9006 (30%)	1 no.
	67454	SAS810 Cellular Tile	-	875	758	RAL 9006 (30%)	1 no.

# Components | Miscellaneous

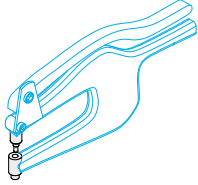
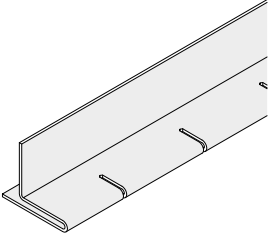
	Item No	Item Description	Size (mm)	Length (mm)	Colour (% Gloss)	Units
<b>MISCELLANEOUS</b>						
	21578	M6 Threaded Rod to Emac Channel Bracket	-	-	Mill	100 no.
	12227	Touch Up Spray Paint (400ml)	-	-	RAL 9010	1 no.
	10275	Touch Up Spray Paint (400ml)	-	-	RAL 9016	1 no.
	10622	Polybag Acoustic Pad	600x600	-	-	1 no.
	12750	Acoustic Pad (Black Tissue Faced Aluminium Foil Backed)	600x300	-	-	1 no.
	48722	Acoustic Pad (Black Tissue Faced Aluminium Foil Backed)	900x300	-	-	1 no.
	12444	Acoustic Pad (Black Tissue Faced Aluminium Foil Backed)	500x500	-	-	1 no.
	111272	Acoustic Pad (Black Tissue Faced Aluminium Foil Backed)	580x580	-	-	1 no.
	113191	Acoustic Pad (Black Tissue Faced Aluminium Foil Backed)	590x590	-	-	1 no.
	12627	Acoustic Pad (Black Tissue Faced Aluminium Foil Backed)	600x600	-	-	1 no.
	16154	Acoustic Pad (Black Tissue Faced Aluminium Foil Backed)	750x750	-	-	1 no.
	10601	1Acoustic Pad (Black Tissue Faced Aluminium Foil Backed)	1200x300	-	-	1 no.
	12550	Acoustic Pad (Black Tissue Faced Aluminium Foil Backed)	1200x600	-	-	1 no.
16010	Acoustic Pad (Black Tissue Faced Aluminium Foil Backed)	1500x300	-	-	1 no.	
	13028	dB Panel (foam/plasterboard)	600x600	-	-	1 no.
	12754	Black Iron-on Fleece	600x600	-	-	1 no.

# Components | Miscellaneous

	Item No	Item Description	Size (mm)	Length (mm)	Colour (% Gloss)	Units
<b>MISCELLANEOUS</b>						
	10027	Black Loose Laid Tissue	600x600	-	Black	1 no.
	10102	Black Loose Laid Tissue	1250	To Suit (1m - 1000)	Black	Roll or 1m
	180689	Standard Black Foam 3mm Gasket Roll (for on-site installation)	-	25	Black	1 no.
	12146	Self Adhesive Grey Brushceil Gasket Roll	-	750	Grey	1 no.
	16903	Slide-in Grey Brushceil Gasket Roll	-	750	Grey	1 no.
	10183	Suspension Angle	19x19	3600	Mill	1 no.
	10184	Angle	25x25	3600	Mill	1 no.
	10397	Wall Angle Steel	32x19	3000	RAL 9010 (20%)	20 no.



# Components | Miscellaneous

	Item No	Item Description	Size (mm)	Length (mm)	Colour (% Gloss)	Units
<b>MISCELLANEOUS</b>						
	12343	Pip Bit (For use with a Whitney Punch – supplied by third party)	–	–	–	1 no.
	158509	Reforming Angle	570	–	Mill	1 no.



# Specification guides

\*Installed in accordance with FIS guidelines

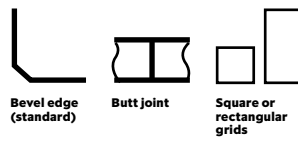
# Specification guides

## SAS120



**9kg/m<sup>2</sup>**  
Based on standard 600 x 600 system and insulation

### Joints



**System Depth**  
**83mm**

### Hangers

**1500mm** centres (1)  
**1200mm** centres (2)

### Primary Grid

**1500mm** centres (1)  
**1200mm** centres (2)



**Services**  
**2.5kg**  
**6.0kg**

**Note** Loads in excess of 6.0kg must be supported independently. Nothing must be inserted into the Spring Tee except SAS ceiling tiles.

Maximum load applied to the ceiling tile is **2.5kg** including spreader yokes / SAS pattresses. Loads greater than **2.5kg** and less than **6.0kg** must be supported by an SAS pattresses.



**Access**  
**Downward**  
Access tool required



### Standard Sizes (mm)

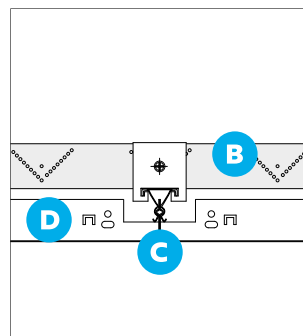
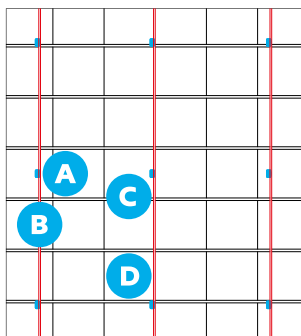
300 x 300	500 x 500
600 x 300	1500 x 500
900 x 300	600 x 600
1200 x 300	1200 x 600
1500 x 300	750 x 750



### Acoustics

Please refer to the ceiling tile acoustic performance table on page 22.

### Setting Out



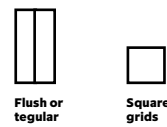
**A** Hangers  
**B** emac Primary channels  
**C** Spring Tees  
**D** Tiles

## SAS130



**7.5kg/m<sup>2</sup>**  
Based on standard 600 x 600 system and insulation

### Joints



**System Depth**  
**38-52mm**

### Hangers

**1200mm** centres (1)  
Additional hangers to cross tees (2)

### Grid

Widths **15 + 24mm**  
Tile Depth **Tegular 8, 16 + 19**  
Plain or with continuous M6 thread form **Alugrid**



**Services**  
**3kg**  
**0.36m<sup>2</sup>**

**Note** Any services supported by the ceiling should not distort or twist the ceiling grid.

Lightweight\* installations can support a maximum of **3kg** evenly distributed load over **0.36m<sup>2</sup>** a minimum of 1000mm apart.



**Access**  
**Lift & Tint**  
Access tool required



### Standard Sizes (mm)

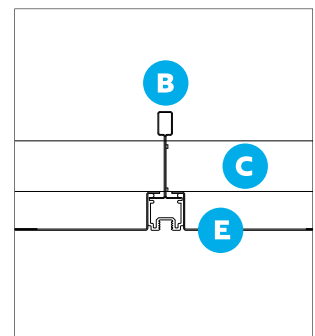
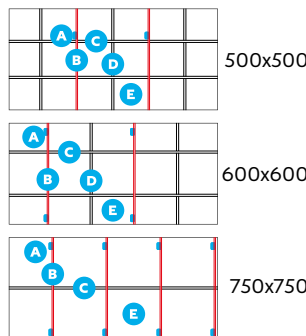
500 x 500
600 x 600
750 x 750



### Acoustics

Please refer to the ceiling tile acoustic performance table on page 22.

### Setting Out



**A** Hangers  
**B** Main Tee  
**C** Cross Tee  
**D** Noggin  
**E** Tile

**1** Lightweight installations refer to the ceiling tile and acoustic fleece or pad only. **2** Where the ceiling is expected to support services or upgraded acoustic inlays such as plasterboard or a steel backing plate the loaded installation and the supporting grid should be to a maximum of 1000mm apart for SAS130. Suspension centres should always be considered when applying additional loads. All information from pages 285 - 295 is for guide use only.



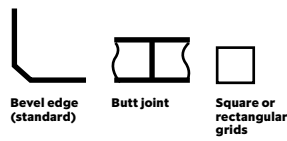
# Specification guides

## SAS150



**9kg/m<sup>2</sup>**  
Based on standard  
600 x 600 system  
and insulation

### Joints



**System Depth**  
**105mm**

**Hangers**  
**1500mm** centres (1)  
**1200mm** centres (2)

**Primary Grid**  
**1500mm** centres (1)  
**1200mm** centres (2)



**Services**  
**2.5kg**  
**6.0kg**

**Note** Loads in excess of 6.0kg  
must be supported independently.  
Nothing must be inserted into the  
Spring Tee except SAS ceiling tiles.

Maximum load applied to the ceiling tile is **2.5kg** including  
spreader yokes / SAS pattresses. Loads greater than **2.5Kg** and  
less than **6.0kg** must be supported by an SAS pattresses.



**Access**  
**Hinge Downward**  
Access tool required



### Standard Sizes (mm)

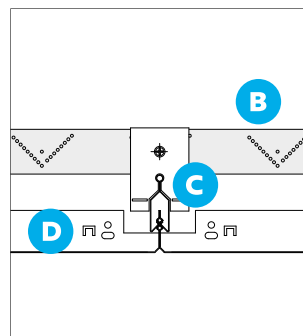
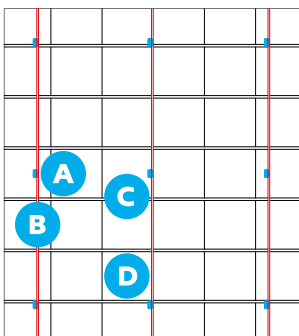
300 x 300	500 x 500
600 x 300	1500 x 500
900 x 300	600 x 600
1200 x 300	1200 x 600
1500 x 300	750 x 750



### Acoustics

Please refer to the ceiling tile acoustic  
performance table on page 22.

### Setting Out



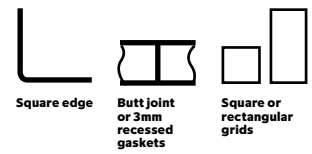
**A** Hangers  
**B** emac Primary channels  
**C** Omega bar  
**D** Tiles

## SAS200



**10kg/m<sup>2</sup>**  
Based on standard  
600 x 600 system  
and insulation

### Joints



**System Depth**  
**111mm** standard  
J-Bar / 111 deep J-Bar

**Hangers**  
**1500mm** centres (1)  
**1200mm** centres (2)

**Primary Grid**  
**1500mm** centres (1)  
**1200mm** centres (2)



**Services**  
**3.5kg**  
**6.0kg**

**Note** Loads in excess of 6.0kg must  
be supported independently.

Maximum load applied to the ceiling tile is **3.5kg** including  
spreader yokes / pattresses. Loads greater than **3.5Kg** and less  
than **6.0Kg** must be supported by an SAS pattresses..



**Access**  
**Lift & Tilt**



### Maximum Sizes (mm)

Length (mm)	Width (mm)
2100	600

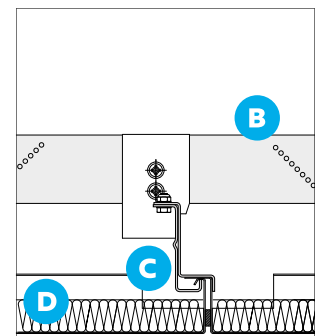
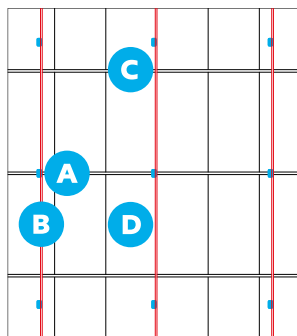
- Panels made to suit.
- SAS recommend a maximum panels size of 1m<sup>2</sup> in area to  
reduce deflection. Panels supported on long edges require  
deep J-bar.



### Acoustics

Please refer to the ceiling tile acoustic  
performance table on page 22.

### Setting Out



**A** Hangers  
**B** emac Primary channels  
**C** 50mm J-Bar  
**D** Tiles

**1** Lightweight installations refer to the ceiling tile and acoustic fleece or pad only. **2** Where the ceiling is expected to support services or upgraded acoustic inlays such as plasterboard or a steel backing plate the loaded installation and the supporting grid should be to the minimum dims shown. Suspension centres should always be considered when applying additional loads. All information from pages 285 - 295 is for guide use only.

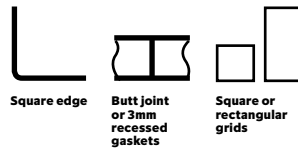
# Specification guides

## SAS205



**9kg/m<sup>2</sup>**  
Based on standard 600 x 600 system and insulation

### Joints



Square edge

Butt joint or 3mm recessed gaskets

Square or rectangular grids



**System Depth**  
**60mm**

### Hangers

**900mm** centres (1)  
**600mm** centres (2)

### Primary Grid

Not required



**Services**  
**2.5kg**

Maximum load applied to the ceiling tile is **2.5kg** including spreader yokes / SAS pattresses.

**Note** Loads in excess of 2.5kg must be supported independently.



**Access**  
**Lift & Swing Down**



### Maximum Sizes (mm)

Length (mm)	Width (mm)
2100	600

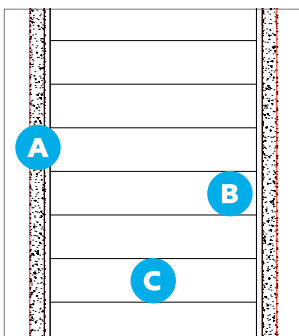
- Panels made to suit.
- SAS recommend a maximum panels size of 1m<sup>2</sup> in area to reduce deflection.



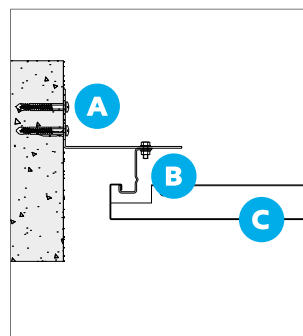
### Acoustics

Please refer to the ceiling tile acoustic performance table on page 22.

### Setting Out



**A** Closure Angle Support  
**B** J-Bar  
**C** Panel

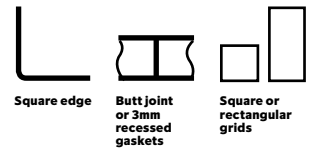


## SAS330



**14 - 16kg/m<sup>2</sup>**  
Based on standard 600 x 600 system and insulation

### Joints



Square edge

Butt joint or 3mm recessed gaskets

Square or rectangular grids



**System Depth**  
**100mm**

### Hangers

**1500mm** centres (1)  
**1200mm** centres (2)

### Primary Grid

**1500mm** centres (1)  
**1200mm** centres (2)



**Services**  
**7.0kg**

Maximum load applied to the ceiling tile is **7.0kg** including spreader yokes / SAS pattresses.

**Note** Loads in excess of 7.0kg must be supported independently.



**Access**  
**Lift & Tilt**



### Maximum Sizes (mm)

Length (mm)	Width (mm)
3000	1500

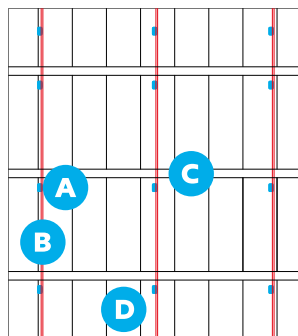
- Panels made to suit.
- SAS recommend a maximum panel size of 1m<sup>2</sup>. Greater sizes can be achieved but may require additional support:  
Linear Grid: up to 1.2 m<sup>2</sup> Tartan Grid: up to 1.4m<sup>2</sup>



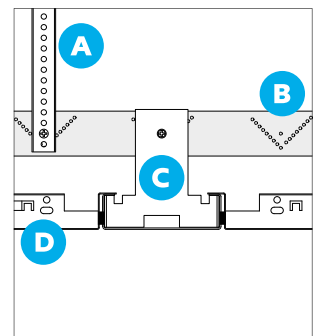
### Acoustics

Please refer to the ceiling tile acoustic performance table on page 22.

### Setting Out



**A** Hangers  
**B** Channel  
**C** C-Profile Suspension  
**D** Tile



Various grid & infill panel options including swing down, coffered, touch latch mega-panels, etc.  
≥ 100 wide open ends  
> 101 wide closed ends  
Maximum 300mm width

**1** Lightweight installations refer to the ceiling tile and acoustic fleece or pad only. **2** Where the ceiling is expected to support services or upgraded acoustic inlays such as plasterboard or a steel backing plate the loaded installation and the supporting grid should be to the minimum dims shown. Suspension centres should always be considered when applying additional loads. All information from pages 285 - 295 is for guide use only.

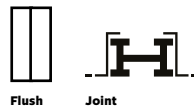
# Specification guides

## SAS380



**14kg/m<sup>2</sup>**  
Based on standard  
600 x 600 system  
and insulation

### Joints



**System Depth**  
**30-34mm**

**Hangers**  
**1200mm** centres (1)

**Primary Grid**  
**1200mm** centres (1)



**Services**  
**120kg** at Grid intersection  
**60kg** within 200mm of hanger



**Access**  
**Lift & Tilt**



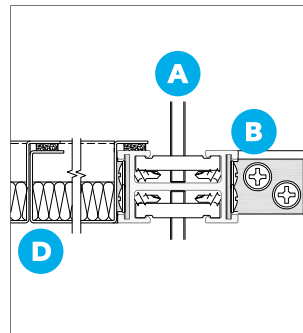
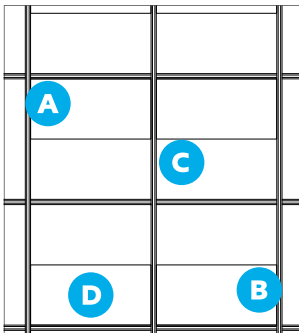
### Maximum Sizes (mm)

Length (mm)	Width (mm)
1200	1200



**Acoustics**  
Please refer to the ceiling tile acoustic  
performance table on page 22.

### Setting Out



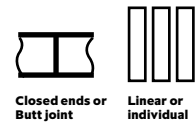
- A** Hangers
- B** Aluminium extruded profile
- C** Aluminium extruded noggin
- D** Tiles

## SAS500 / SAS510



**0.73kg/m<sup>2</sup>**  
Grid  
**5.2kg/lm**  
400mm baffle  
Based on standard  
1000x400x50 wide

### Joints



**System Depth**  
**N/A**

**Hangers**  
**150mm** centres (1)  
Linear systems  
**2No. per baffle**  
Individual Baffles

**Primary Grid**  
**1500mm** centres (1)



**Services**  
**N/A**



**Access**  
**N/A**  
Open system



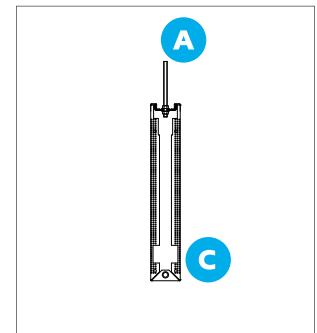
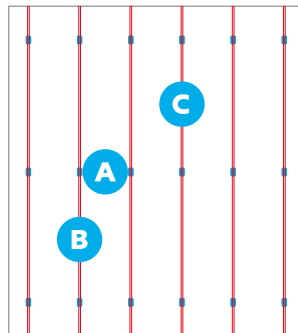
### Maximum Sizes (mm)

Lengths (mm)	Depth (mm)
1200 / 1500 / 1800	100 - 500
3000	100 - 300



**Acoustics**  
Please refer to the ceiling tile acoustic  
performance table on page 22.

### Setting Out



- A** Hangers
- B** Carriers (optional)
- C** Baffles

**1** Lightweight installations refer to the ceiling tile and acoustic fleece or pad only. **2** Where the ceiling is expected to support services or upgraded acoustic inlays such as plasterboard or a steel backing plate the loaded installation and the supporting grid should be to the minimum dims shown. Suspension centres should always be considered when applying additional loads. All information from pages 285 - 295 is for guide use only.



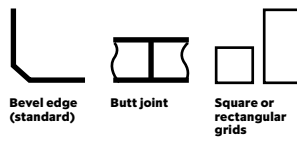
# Specification guides

## SAS600



**6.5kg/m<sup>2</sup>**  
Based on standard  
1200 x 600 system  
and insulation

### Joints



**System Depth**  
**50mm**

**Hangers**  
**1500mm** centres (1)  
**1200mm** centres (2)

**Primary Grid**  
**1500mm** centres (1)  
**1200mm** centres (2)



**Services**  
**7.0kg**

Maximum load applied to the ceiling tile is **7.0kg** including spreader yokes / SAS pattresses.

**Note** Loads in excess of 7.0kg must be supported independently.



**Access**  
**Lift & Swing Down**  
min. space needed in void



### Maximum Sizes (mm)

Length (mm)	Width (mm)
3000	1500

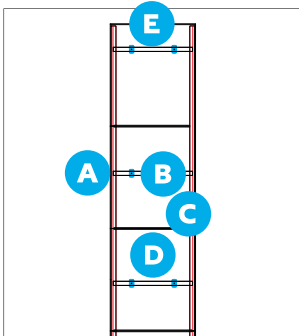
- Panels made to suit.
- SAS recommend a maximum panels size of 1m<sup>2</sup> in area to reduce deflection.



### Acoustics

Please refer to the ceiling tile acoustic performance table on page 22.

### Setting Out



**A** Hangers  
**B** Channel carriers  
**C** Saucepan J-bars  
**D** Panels

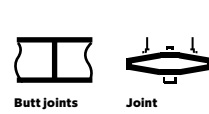
**E** End panel

## SAS610



**45kg/item**  
Based on standard  
2500 x 800 x  
80 system and  
insulation

### Joints



**System Depth**  
**80mm**

**Hangers**  
**336mm** centres (1)  
**1220mm** centres (2)

**Primary Grid**  
**N/A**



**Services**  
**6kg**

**Note** Loads in excess of 6.0kg must be supported independently.



**Access**  
**N/A**



### Maximum Sizes (mm)

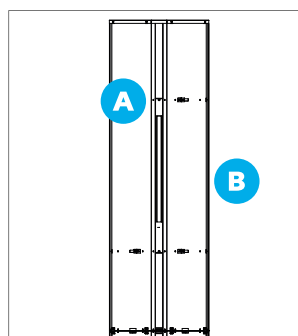
Length (mm)	Width (mm)
2500	800



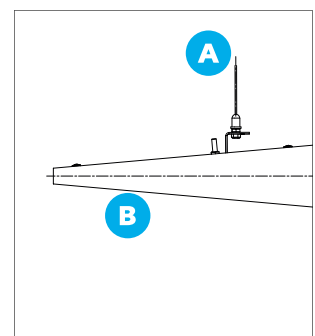
### Acoustics

Please refer to the ceiling tile acoustic performance table on page 22.

### Setting Out



**A** Hanger  
**B** Deltawing



**1** Lightweight installations refer to the ceiling tile and acoustic fleece or pad only. **2** Where the ceiling is expected to support services or upgraded acoustic inlays such as plasterboard or a steel backing plate the loaded installation and the supporting grid should be to the minimum dims shown. Suspension centres should always be considered when applying additional loads. All information from pages 285 - 295 is for guide use only.

# Specification guides

## SAS700



**0.73kg/m<sup>2</sup>**  
Grid  
**0.69kg/lm**  
60mm profile  
**0.80kg/lm**  
80mm profile

### Joints



Butt joint



**System Depth**  
**97 or 117mm**

### Hangers

**1500mm** centres (1)  
Linear systems

### Primary Grid

**1500mm** centres



### Services

Supported independently.



### Access

Access Panels



### Maximum Sizes (mm)

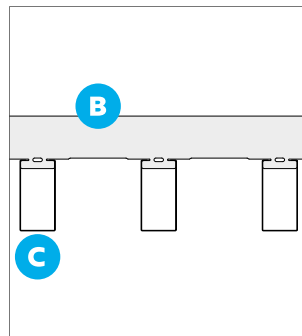
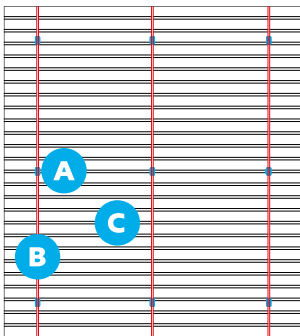
Length (mm)	Depth (mm)
3000	60 or 95



### Acoustics

Please refer to the ceiling tile acoustic performance table on page 22.

### Setting Out



**A** Hangers  
**B** Carriers  
**C** Profiles

## SAS710



**3.0kg/m<sup>2</sup>**  
Grid  
**0.65kg/lm**  
60mm profile  
**0.95kg/lm**  
98mm profile

### Joints



Open ends



**System Depth**  
**134 or 172mm**

### Hangers

**1500mm** centres (1)  
Linear systems

### Primary Grid

**1500mm** centres



### Services

Supported independently.

**Note** Profiles exceeding 1800mm require 3no. J-bar supports.



### Access

Lift & Unhook



### Maximum Sizes (mm)

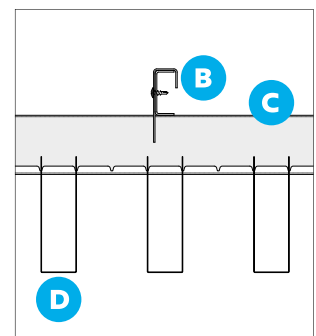
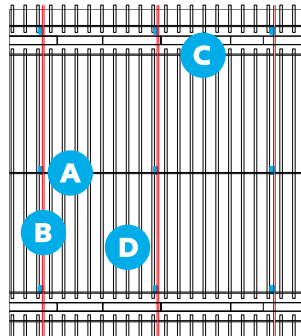
Length (mm)	Width (mm)
3000	60 or 98



### Acoustics

Please refer to the ceiling tile acoustic performance table on page 22.

### Setting Out



**A** Hangers  
**B** EMAC Primary grid  
**C** Notched J-Bars  
**D** Profiles

**1** Lightweight installations refer to the ceiling tile and acoustic fleece or pad only. **2** Where the ceiling is expected to support services or upgraded acoustic inlays such as plasterboard or a steel backing plate the loaded installation and the supporting grid should be to the minimum dims shown. Suspension centres should always be considered when applying additional loads. All information from pages 285 - 295 is for guide use only.

# Specification guides

## SAS720



**1.0kg/m<sup>2</sup>**  
Grid  
**1.4kg/lm**  
100mm profile

### Joints



Spliced or  
butt joints



**System Depth**  
**100mm**

**Hangers**  
**1200mm** centres (1)

**Primary Grid**  
**1200mm** centres (1)



### Services

SAS720 is a robust system able to take additional loads from services, providing their is space to do so.



**Access**  
**Access Panels**



### Maximum Sizes (mm)

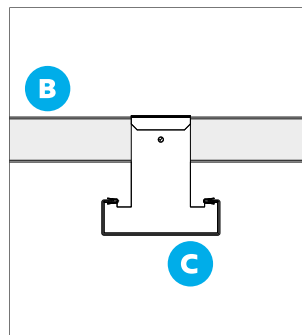
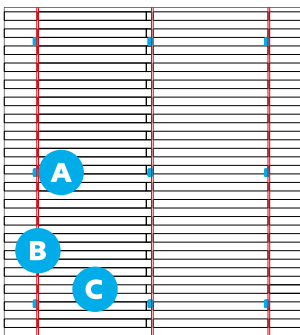
Length (mm)	Width (mm)
3000	50 - 300



### Acoustics

Please refer to the ceiling tile acoustic performance table on page 22.

### Setting Out



**A** Hangers  
**B** Carriers  
**C** Profiles

≥ 100 wide open ends  
> 101 wide closed ends

## SAS730



**0.9kg/m<sup>2</sup>**  
Grid  
**0.4kg/lm**  
100mm profile

### Joints



Spliced or  
butt joints



**System Depth**  
**55 or 111mm**  
including sub-grid

**Hangers**  
**1200mm** centres (1)

**Primary Grid**  
**1200mm** centres (1)



### Services

Supported independently.



**Access**  
**Access Panels**



### Maximum Sizes (mm)

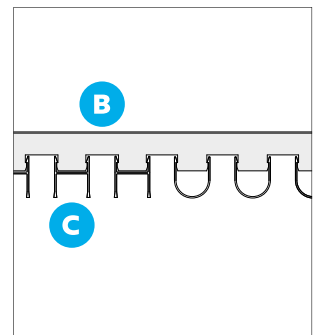
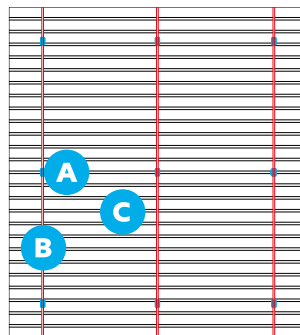
Length (mm)	Width (mm)
3000	H profile 31
3000	U profile 31



### Acoustics

Please refer to the ceiling tile acoustic performance table on page 22.

### Setting Out



**A** Hangers  
**B** Carriers  
**C** Profiles

**1** Lightweight installations refer to the ceiling tile and acoustic fleece or pad only. **2** Where the ceiling is expected to support services or upgraded acoustic inlays such as plasterboard or a steel backing plate the loaded installation and the supporting grid should be to the minimum dims shown. Suspension centres should always be considered when applying additional loads. All information from pages 276 - 283 is for guide use only.



# Specification guides

## SAS740



**1.0kg/m<sup>2</sup>** Grid  
**1.4kg/lm** 100x40 profile  
**1.8kg/lm** 165x30 profile  
**1.2kg/lm** 85x15 profile

### Joints



Spliced Butt joint



### System Depth

Dependent on profile

### Hangers

**1200mm** centres (1)

### Primary Grid

**1200mm** centres (1)



### Services

SAS740 has an integrated light as an option. Please see system section.



### Access

**Access Panels**



### Standard Sizes (mm)

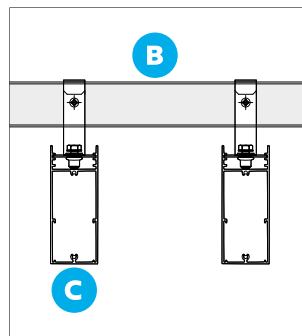
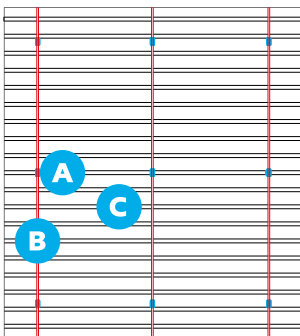
Length (mm)	Width (mm)
3000	40 x 100
3000	85 x 15



### Acoustics

Please refer to the ceiling tile acoustic performance table on page 22.

### Setting Out



**A** Hangers  
**B** Carriers  
**C** Profiles

## SAS750



**3.0kg/m<sup>2</sup>** Grid  
**0.5kg/lm** Ø25  
**1.0kg/lm** Ø50 Steel  
**50mm** Aluminium

### Joints



Spliced Butt joint



### System Depth

**154mm** Dependent on system

### Hangers

**1500mm** centres (1)

### Primary Grid

**1200mm** centres (1)



### Services

Supported independently.

SAS750 has an integrated light as an option. Please see system section.



### Access

**Access Panels**



### Standard Sizes (mm)

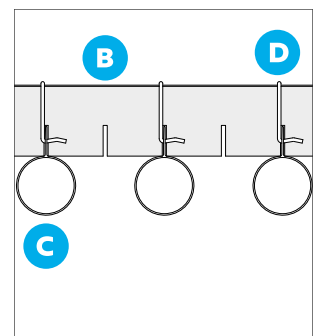
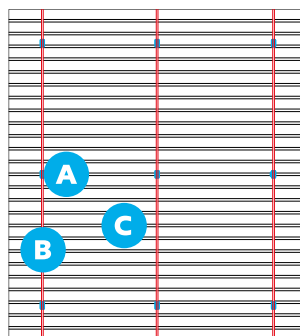
Ø50
Ø25



### Acoustics

Please refer to the ceiling tile acoustic performance table on page 22.

### Setting Out



**A** Hangers  
**B** Carriers  
**C** Profiles

**1** Lightweight installations refer to the ceiling tile and acoustic fleece or pad only. **2** Where the ceiling is expected to support services or upgraded acoustic inlays such as plasterboard or a steel backing plate the loaded installation and the supporting grid should be to the minimum dims shown. Suspension centres should always be considered when applying additional loads. All information from pages 285 - 295 is for guide use only.

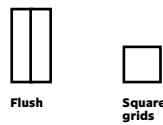
# Specification guides

## SAS800



**2.5kg/m<sup>2</sup>**  
Based on standard  
600 x 600 system and  
insulation

### Joints



**System Depth**  
**39mm**

**Hangers**  
**1500mm** centres

### Grid

Widths (mm)	Depths (mm)
<b>15mm 600x600mm</b>	<b>38mm</b>



**Services**  
**3.0kg**  
**0.36m<sup>2</sup>**

**Note** Any services supported by the ceiling should not distort or twist the ceiling grid.

Tile **3.0kg** max. Distributed load over **0.36m<sup>2</sup>** a minimum of 1000mm apart.



**Access**  
**Lift & Tilt**



**Standard Sizes (mm)**  
**600 x 600**

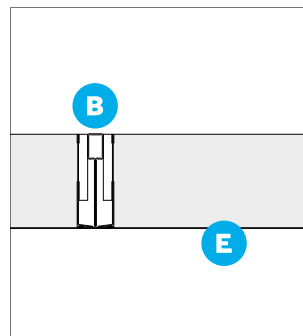
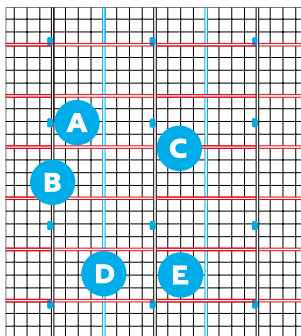
Cell sizes (mm)	
50 x 50	120 x 120
75 x 75	150 x 150
86 x 86	200 x 200
100 x 100	



### Acoustics

Please refer to the ceiling tile acoustic performance table on page 22.

### Setting Out



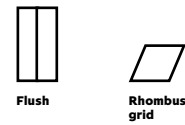
- A** Hangers
- B** Main Tee
- C** Cross Tees
- D** Noggins
- E** Tiles

## SAS810



**2.5kg/m<sup>2</sup>**  
Based on standard  
876 x 758 system and  
insulation

### Joints



**System Depth**  
**80mm**

**Hangers**  
**1500mm** centres

### Grid

Widths (mm)	Depths (mm)
<b>15mm 758x758mm</b>	<b>60mm</b>



**Services**  
**3.0kg**  
**0.36m<sup>2</sup>**

**Note** Any services supported by the ceiling should not distort or twist the ceiling grid.

Tile **3.0kg** max. Distributed load over **0.36m<sup>2</sup>** a minimum of 1000mm apart.



**Access**  
**Lift & Tilt**



**Standard Sizes (mm)**  
**876 x 758**

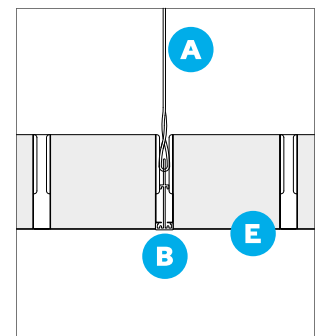
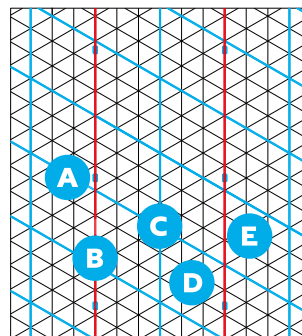
292 x 292 x 292



### Acoustics

Please refer to the ceiling tile acoustic performance table on page 22.

### Setting Out



- A** Hangers
- B** Main Tee
- C** Cross Tees
- D** Noggins
- E** Tiles

**1** Lightweight installations refer to the ceiling tile and acoustic fleece or pad only. **2** Where the ceiling is expected to support services or upgraded acoustic inlays such as plasterboard or a steel backing plate the loaded installation and the supporting grid should be to the minimum dims shown. Suspension centres should always be considered when applying additional loads. All information from pages 285 - 295 is for guide use only.

# Specification guides

## SAS900



**6kg/m<sup>2</sup>**

### Joints



Nodal System



**System Depth**  
**87mm**

### Hangers

**1000mm** centres (1)  
**1200mm** centres (2)

### Primary Grid

**866mm** centres (1)



**Services**  
**2kg**

**Note** loads over 2kg should be supported independently



### Access

**Pull Down & Unhook**



### Maximum Sizes (mm)

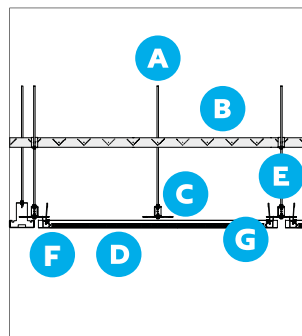
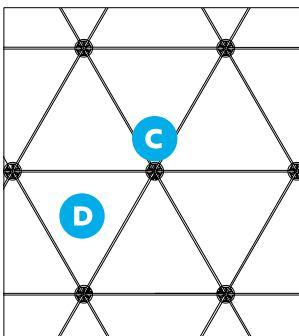
Length (mm)	Width (mm)
1280	1280



### Acoustics

Please refer to the ceiling tile acoustic performance table on page 22.

### Setting Out



**A** Hangers  
**B** EMAC Primary Channels  
**C** Node Plate  
**D** Tiles

**E** Node Suspension Bracket  
**F** Pivot Bracket  
**G** Torsion Spring

**1** Lightweight installations refer to the ceiling tile and acoustic fleece or pad only. **2** Where the ceiling is expected to support services or upgraded acoustic inlays such as plasterboard or a steel backing plate the loaded installation and the supporting grid should be to the minimum dims shown. Suspension centres should always be considered when applying additional loads. All information from pages 285 - 295 is for guide use only.



# Associated SAS International Products



## Radiant Chilled Ceilings

Our radiant chilled ceilings (typically a SAS330 variant) offer the system designer solutions to unbroken ceiling aesthetics. The surface of the ceiling is visually indistinguishable from our standard suspended systems, blending seamlessly with non-chilled products.

A silent alternative to air-conditioning units, the systems incorporate a single piece copper element into the rear of the tile. Our room comfort ceilings work on natural convection and radiation. Using water as the energy transfer medium, heat is absorbed and removed from the occupied space as water flows through the panel. Providing cooling, they offer draft free comfort with a net cooling capacity between 45 and 65 W/m<sup>2</sup>.

Chilled Ceilings complement Chilled Beams to meet additional cooling requirements, e.g. solar gain around glazed elevations.



---

### System Overview

**Energy efficient – high operating temperatures**

**Up to Class B sound absorption**

**Silent operation**

**No moving parts / low maintenance requirements**

**Can heat as well as cool interiors**

**Accommodates future layout requirements including demountable partitioning**

**Requires a minimum 100mm void**

---

### Module Sizes

SAS Chilled Ceilings are normally specified within SAS330 incorporating mega-panels or planks. Other shapes can be manufactured to meet specific requirements.

---

### Access

Our radiant chilled systems can be designed with hinge down access. We recommend safety cables due to the weight of the system compared to typical suspended ceilings.

---

### Finishes

SAS radiant chilled systems are available in all standard SAS finishes. Bespoke finishes are available on request.

---

### Perforations

Tiles can be manufactured with any standard SAS perforation pattern.

For our full range of perforations, please refer to page 85. Bespoke perforations are also an option.

---

### Acoustic Materials

Acoustic mineral fibre pad with black tissue face, foil back and sides.

Other acoustic materials are available depending on performance requirements, please refer to page 22.

---

### Service Integration

Ceiling panels and C-Profiles can be formed with apertures during manufacturing for integration with lights and other services. Panels may require stiffeners to support centrally mounted lighting.

**Please note** Mechanical and electrical loads applied to ceiling panels must not exceed 7Kg. Loads in excess of 7Kg require independent suspension.

---

### Grid Options

#### Linear Grid

C-Profiles set out to run in one direction across the ceiling plane.

#### Tartan Grid

C-Profiles set out to run in two perpendicular directions (cross noggins) across the ceiling plane.

Other grid options are available. Please contact our room comfort team for details.

---

### Profile Options

#### C-Profile

A flush, smooth finish C-Profile available in a range of widths up to 300mm.

#### Omega C-Profile

Featuring a continuous thread-form facilitating easy location and relocation of partitioning. By means of an M6 bolt, partitioning can be relocated without causing damage to the ceiling. Also available in widths up to 300mm.

**Please note** C-Profiles in widths  $\leq 150$ mm can be open ended, using splices to connect longer runs. C-Profiles in excess of these widths must be closed ends, butt-jointed to other profiles.

A range of narrower C-Profile and Omega C-Profile aluminium extrusions are available if preferred.

---

#### Gasket

An optional foam gasket features and a brush seal strip. This provides a tight seal between profile and tile, (supplied loose for on-site installation).

---

#### Technical Support

Please contact our technical team for all questions relating to access, security, bespoke features, service integration or load support.

# Integrated Service Module



SAS ISMs aesthetically encase an active or passive chilled beam within an architectural metal casing. Sometimes referred to as Multi-service Chilled Beams (MSCB), ISMs integrate most building services such as lights, sensors and smoke detectors.

Chilled Beams use water as an energy transfer medium, cooling interiors by the flow of chilled water through the system. The water supply and return temperatures for ISMs are typically between 14-17°C. This feature allows for free cooling, depending on the ability of the central plant.

Suitable for exposed concrete applications, ISMs are an energy efficient solution to provide excellent thermal comfort. Off-site prefabrication of units allows for exceptionally fast installation and relocation for future space flexibility. With no moving parts, maintenance and life cycle costs are less than traditional systems.

ISMs generate minimal air movement and noise, especially when compared to mechanical alternatives, improving thermal comfort and staff productivity.





---

### **System Overview**

**Design led cooling system**

**Energy efficient: high operating temperatures**

**Integration of services**

**Passive or active cooling**

**Off-site prefabrication, testing and commissioning available**

**Flexible in terms of future room layouts**

**No moving parts, resulting in low maintenance regimes**

**Compatible with ground-sourcing and free cooling technologies**

---

### **Module Sizes**

Various shapes, widths and lengths are available to suit most applications.

---

### **Access**

Via hinge-down panels.

---

### **Finishes**

SAS ISMs are available in all standard SAS finishes. Bespoke finishes are available on request.

---

### **Perforations**

Passive and Active ISMs: 50% open area is recommended for optimum performance.

---

### **Service Integration**

ISMs can be formed with apertures during manufacturing for integration with lights and other services.

---

### **Technical Support**

Further information on the range of SAS ISMs can be found in the Room Comfort brochure. Alternatively, please contact our technical design team.



# Radiant Panels



Ceiling mounted Radiant Heating Panels offer a space saving alternative to traditional wall or floor mounted heating systems. Healthcare applications are prevalent due to the health and safety restrictions of touch temperatures and hygiene.

There are two types of panel available:

Radiant Ceiling Tiles (RCT)	Radiant Ceiling Modules (RCM)
-----------------------------	-------------------------------

Both panels can be freely suspended or integrated into an SAS suspended ceiling system. In non-healthcare environments, panels can be installed to provide space saving, flexible and targeted heating to occupants.

Radiant Heating Panels work by radiating heat downwards, heating the occupants and contents directly. By having a large radiant component, heat is radiated and convected into the space which leads to good thermal comfort.



---

### **System Overview**

**Easy to clean, ideal for hygienic environments**

**Low maintenance costs (no moving parts)**

**Frees up valuable floor and wall space**

**Rapid warm up times, due to low water content**

**Low air movement minimising unwanted drafts**

**Low pressure drop (operating pressures)**

---

### **Panel Sizes**

Panels are available in lengths from 600mm and widths from 300mm.

---

### **Panel Weight**

Approximately 22Kg/m<sup>2</sup> for tiles and filled copper elements.

---

### **Access**

Dependent on application, usually by adjacent ceiling system.

---

### **Finishes**

Radiant Heating Panels are available in all standard SAS finishes. Bespoke finishes are available on request.

---

### **Perforations**

Dependent on design of panel and acoustic requirements.

---

## Additional information

---

### **Energy Efficiency**

Due to the low water content and rapid warm up times, Radiant Panels consume far less energy than other systems.

---

### **Low Whole Life Costs**

Radiant Heating Panels have no moving parts, reducing maintenance requirements and associated costs.

---

### **Durability**

Manufactured from aluminium and copper, RCTs and RCMs have life cycles of approximately 25 years.

---

### **Technical Support**

Further information on SAS Radiant Panels can be found in the Room Comfort brochure. Alternatively, please contact our technical design team.



# Architectural Metalwork



Metal ceiling systems often require a considered transition between horizontal and vertical planes. Architectural Metalwork creates this integration between planes in-keeping with the overall design intent. As examples, bulkheads, column casings and wall cladding can all provide design-led solutions to ceiling integration requirements.

Architectural metalwork can be purely aesthetic, used to incorporate M&E services, protect building elements or a combination. Products tend to be project specific, designed and manufactured to set criteria. SAS International has the design and manufacturing expertise to realise the most ambitious and challenging of these specifications. In all cases, SAS Architectural Metalwork provides an attractive, highly durable and easy to maintain solution.



SAS Architectural Metalwork solutions encompass a range of design-led integrating products including:

Air Handling Units	Service Gantries
Binnacles	Solar Shading
Bulkheads	Spandrel Panels
Column Casings	Wall Panelling including acoustic panels
Daylight Reflectors	Linear Grilles

#### **Finishes**

Architectural Metalwork can be manufactured in steel or aluminium and finished in either PPC or clear lacquers. Aluminium products can also be anodised.

PPC coatings offer all of the durability and longevity benefits associated with SAS metal ceiling systems. Any colour from the BS or RAL systems can be achieved.

Metal sheet can be polished or brushed, offering a variety of textures to suit aesthetic preferences. Clear lacquers offer a highly robust, easily maintained coating while exposing the metal “grain” or sheen beneath.

#### **Durability**

Due to high humidity resistance, Architectural Metalwork products can be installed early during the programme. The clean surface is easily maintained and provides a robust finish that performs in demanding environments. In addition, wall panels and column casings can be specified to achieve specified levels of impact resistance. As with SAS metal ceilings an exceptional 25 year product life can be achieved.

#### **Benefits of Offsite Fabrication**

Architectural Metalwork is prefabricated offsite, reducing installation and build time onsite. SAS manufactured metal bulkheads and column casings can reduce onsite wastage by one third compared to traditional wet trades. Bulkheads can also be installed in a shorter period of time compared to traditional plasterboard and finishing. This can greatly reduce project lifetimes especially where limited engineering hours are available.

# SAS International Terms and Conditions

Please read these Terms and Conditions carefully as they apply to your access to and use of the services described in our brochures.

These Terms and Conditions constitute the entire agreement between us with respect to our brochure and the services we provide through it, and supersede all prior communications and agreements between us, whether electronic, oral or written, regarding the subject matter contained in our brochure. These Terms and Conditions shall be admissible in judicial or administrative proceedings to the same extent and subject to the same conditions as other business documents and records either printed or digital.

---

## Limitation of Liability

Your attention is drawn specifically to this section.

1. The materials contained in this brochure are provided for general information purposes only. SAS International does not accept any responsibility for any loss which may arise from accessing or relying on information contained in this brochure.
2. All reasonable care has been taken to ensure the accuracy of information in this brochure, but no warranty is given regarding such information which may, in some instances, become incomplete, out of date or incorrect. It is essential that you verify information with us before taking any action that relies upon the accuracy of this brochure's content.
3. If you are accessing our brochure and services in the course of a business, all implied warranties and conditions are excluded to the maximum extent permitted by law.

We shall not be liable for any loss of profit, data loss, loss of production, depletion of goodwill or any indirect loss, costs or expenses whatsoever arising out of your use of our brochure, your use of our services advertised in our brochure, or our failure to deliver services contained in our brochure. Our total liability for losses arising out of your use of this brochure, your use of the services available through it, or our failure to deliver any such services shall be limited to the total cost of the purchase under which the claim arises for any one event or series of connected events or, if no service has been purchased, to £50.00.

However, if you are accessing our brochure to use the services available through it otherwise than in the course of your business, you have certain statutory rights as a consumer regarding the performance of services. These statutory rights are not and will not be affected by any statement contained in these Terms and Conditions (and in particular, any provision which has the effect of limiting our liability to you in the event that any service is defective or fails to correspond with the description given to it in this brochure shall not apply).

---

## Indemnity

If you are accessing our brochure in the course of a business, you agree to indemnify us and to keep us indemnified from all or any liability or damages we incur in contract, tort or otherwise towards a third party as a result of your use of this brochure.

---

## Copyright

The contents of this brochure are protected by copyright under international law. Your reading of the brochure does not grant you a licence or right to use our trade marks.

You are permitted to read the contents of this brochure and to make copies for your own personal use. You may also give copies to colleagues for their personal use on terms that SAS International is acknowledged as the source, the text is not altered in any way, and the attention of the recipients is drawn to this warning. All other use and copying of any of the contents of this brochure is prohibited.

---

## Our Customer Complaints Policy

This brochure and the services promoted in it are provided by SAS International. We are committed to meeting the highest quality standards in the delivery of the service we provide to our customers. We aim to provide efficient and effective service and take any problems that do arise very seriously indeed. We aim to ensure that any complaints our customers may have are identified quickly and dealt with in accordance with our complaints handling procedure. In the event that you have any cause for complaint with regard to any of our services, please email [enquiries@sasint.co.uk](mailto:enquiries@sasint.co.uk). Alternatively, you may raise the matter with our Company Secretary.

---

## General

If any provision contained in these Terms and Conditions is determined to be invalid or unenforceable the remainder of the Terms and Conditions shall not be affected.

The brochure and the services offered within it have been prepared in compliance with the laws of England and Wales and are not suitable for use in other parts of the United Kingdom or overseas. You should seek appropriate legal advice if you are unsure as to which country's law or jurisdiction applies to your circumstances.

Our brochure is published and controlled from the United Kingdom and these Terms and Conditions and your use of this brochure are governed by and construed in accordance with the laws of England and Wales. Unless you are using our brochure and services as a consumer, by agreeing to these Terms and Conditions you consent to all disputes arising out of or relating to your use of this brochure being decided only by the courts of England and Wales. If you are accessing this brochure from another jurisdiction it is your responsibility to ensure compliance with the laws that apply to that jurisdiction.

You are not permitted to assign your rights under these Terms and Conditions. All rights under the Contracts (Rights of Third Parties) Act 1999.

---

## SAS International

December 2018