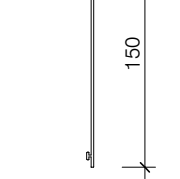
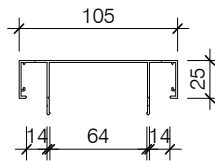


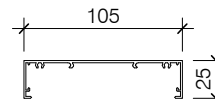
**PAS009**  
100MM SKIRTING



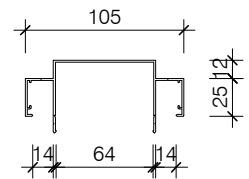
**PAS009/B**  
150MM SKIRTING



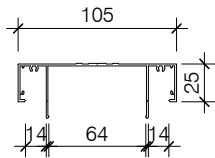
**PAS010**  
105 HEAD/SILL TRACK



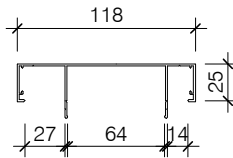
**PAS010/A**  
105 CAPPING HEAD/FRAME



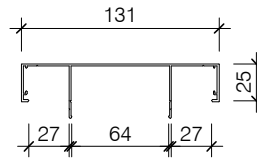
**PAS010/C**  
105 SHADOWLINE HEADTRACK




**PAS010/R**  
105 HEAD-SILL TRACK




**PAS010/SD**  
105 HEAD/SILL TRACK 3 LAYERS



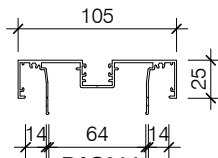
**PAS010/DD**  
105 HEAD/SILL TRACK 4 LAYERS



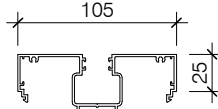
**PAS011/A**  
105 FLAT TERMINATION CAP



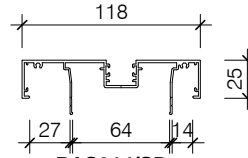
**PAS011/D**  
105 JOINING PLATE



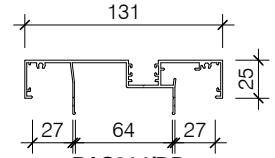
**PAS014**  
105 PLASTERBOARD POCKET CAPPING FRAME



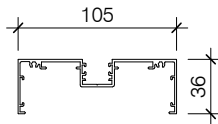
**PAS014/A**  
105 GLAZING ADAPTOR



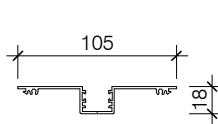
**PAS014/SD**  
105 PLASTERBOARD POCKET CAPPING FRAME 3 LAYERS



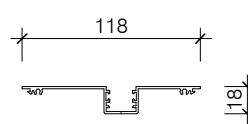
**PAS014/DD**  
105 PLASTERBOARD POCKET CAPPING FRAME 4 LAYERS



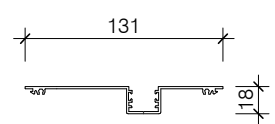
**PAS015**  
105 MEDIUM POCKET CAPPING/FRAME



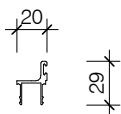
**PAS016**  
105 SNAP IN POCKET



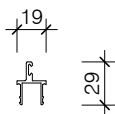
**PAS016/SD**  
105 SNAP IN POCKET 3 LAYERS



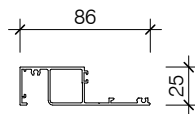
**PAS016/DD**  
105 SNAP IN POCKET 4 LAYERS



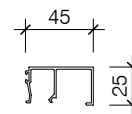
**PAS017**  
105 SNAP IN DOORSTOP UP TO 40MM DOORS



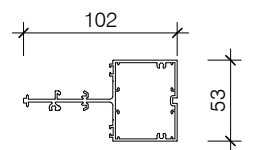
**PAS018**  
105 SNAP IN DOORSTOP UP TO 50MM DOORS



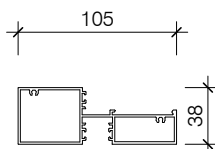
**PAS019**  
105 WIDELINE GLAZING SILL



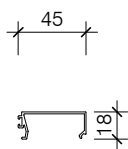
**PAS020**  
105 GLAZING BEAD



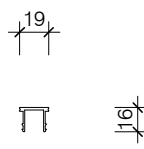
**PAS021/B**  
105 GLAZING SILL/TRANSOM



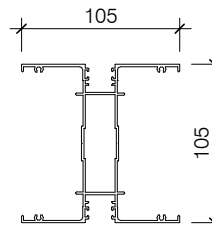
**PAS021/A**  
105 GLAZING SILL/TRANSOM



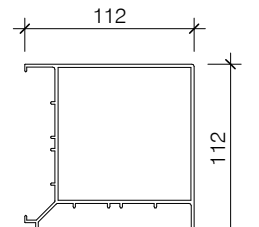
**PAS022**  
105 TRANSOM BEAD



**PAS023**  
105 POCKET FLUSH FILLER



**PAS024**  
105 GLAZING CORNER POST



**PAS024/JX**  
105 CORNER POST

**POTTER ALUMINIUM SYSTEMS  
A SERIES 105 - STANDARD SUITE PROFILES**