

Monier™ ROOFING

PRODUCT TECHNICAL STATEMENT

TERRACOTTA MARSEILLE

01. INTRODUCTION

Marseille is our French inspired tile which offers practicality and simplicity for a classically styled roof. Offering the colour longevity, strength and durability of terracotta, the Marseille is ideal for homes of distinction.

Further technical resources are provided at monier.co.nz/Technical

02. BUILDING CODE COMPLIANCE

Monier Marseille Terracotta Roof Tiles conform to the NZBC (New Zealand Building Code) requirements and when installed according to Monier's instructions and NZBC, meet the following provisions:

- NZBC Clause B2 Durability
- NZBC Clause E2 External Moisture

03. SCOPE OF USE AND LIMITATIONS

Specific design requirements for Marseille:

- Minimum roof pitch 20°
- Roof underlay is mandatory for any roof:
 - receiving discharge from a spreader,
 - on a skillion roof,
 - on roofs in wind zone Very High or Extra High, or
 - where roof pitch is below 25°;

however highly recommended in all installations.

- Maximum rafter length varies with roof pitch as follows:

INSTALLED WITH UNDERLAY

Roof Pitch	Max. Rafter Length (m)	Roof Pitch	Max. Rafter Length (m)	Roof Pitch	Max. Rafter Length (m)
20°	4.5	27°	8.0	34°	11.5
21°	5.0	28°	8.5	35°	12.0
22°	5.5	29°	9.0	36°	12.5
23°	6.0	30°	9.5	37°	13.0
24°	6.5	31°	10.0	38°	13.5
25°	7.0	32°	10.5	39°	14.0
26°	7.5	33°	11.0	40°	14.5

Please refer to the Design Guide available at monier.co.nz/Technical for further information regarding:

- Wind and Terrain Categories
- Rafter and truss spacings and batten requirements
- Batten installing requirements

Terracotta Marseille
In Earth



04. CONSENTING INSTRUCTIONS

When consenting, it should be verified that the designer has assessed:

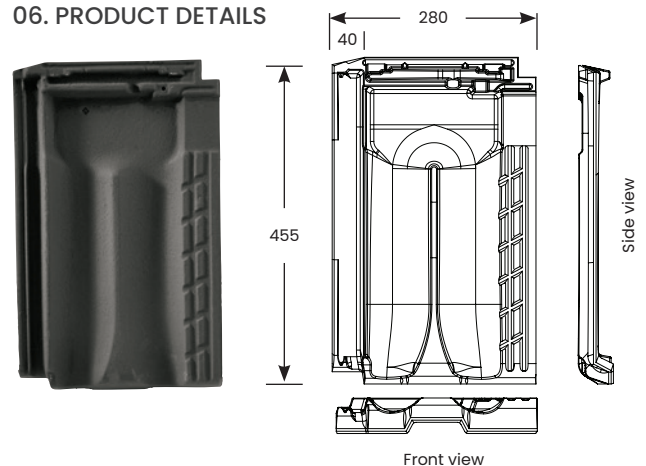
- Fixing and underlay requirements with regard to Wind and Terrain categories
- Batten sizes relative to rafter spacings
- Maximum rafter length for the roof pitch

Detailed guidance is provided in the Design Guide available at monier.co.nz/Technical.

05. STANDARDS

Tiles are manufactured to AS 2049.

06. PRODUCT DETAILS



Tile coverage (+/- 2%) Approx. 12.6 tiles/sqm

Dimensions (+/- 2%) Length: 455mm
Width: 280mm

Weight (+/- 2%) Per tile: 3.75kg
Per sqm: 47.3kg

Head lap adjustment (mm) Up to 50

Recommended bonding Cross bond

Roof pitch Minimum with underlay 20°
Minimum without underlay 25°

Please refer to the Monier Construction Requirements at monier.co.nz for installation requirements applicable to your project

Find out more on monier.co.nz
or call us on 0800 666 437

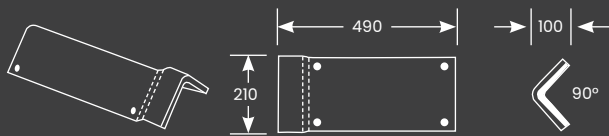
CSR

Monier™ ROOFING

PRODUCT TECHNICAL STATEMENT

TERRACOTTA ACCESSORIES

BARGE



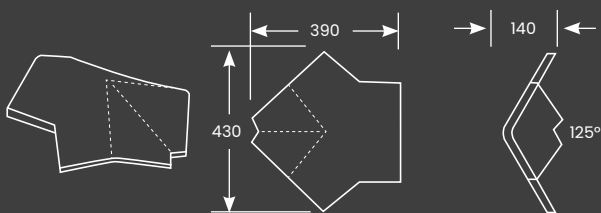
Length (mm)	Width (mm)	Height (mm)	Angle (Degree)	Weight (kg)
490	210	100	90	4.6

RIDGE



Length (mm)	Width (mm)	Height (mm)	Angle (Degree)	Weight (kg)
510	245	80	120	4.6

3-WAY APEX (STANDARD RIDGE)



Length (mm)	Width (mm)	Height (mm)	Angle (Degree)	Weight (kg)
390	430	140	125	4.8

Terracotta Marseille
In Aurora



07. INSTALLATION

Refer to Monier's website, "Find a Supplier" list of experienced and qualified Roofing Specialists to ensure your tiles are installed professionally and to the appropriate standard.

Further information is provided in the Installation Guide available at monier.co.nz/Technical.

08. WARRANTY

Marseille Terracotta Roof Tiles are structurally guaranteed to perform their function and retain their colour for 50 years and are a low maintenance roof cladding option.




09. MAINTENANCE

Caution should be exercised by any persons needing to access the roof once it is installed.

Details regarding access and recommended maintenance are provided at monier.co.nz/Maintenance.

10. MARSEILLE COLOUR RANGE



Tile colour may vary from printed brochure.

†These colours have a metallic finish.

*These colours have a gloss finish.

Find out more on monier.co.nz
or call us on 0800 666 437

CSR