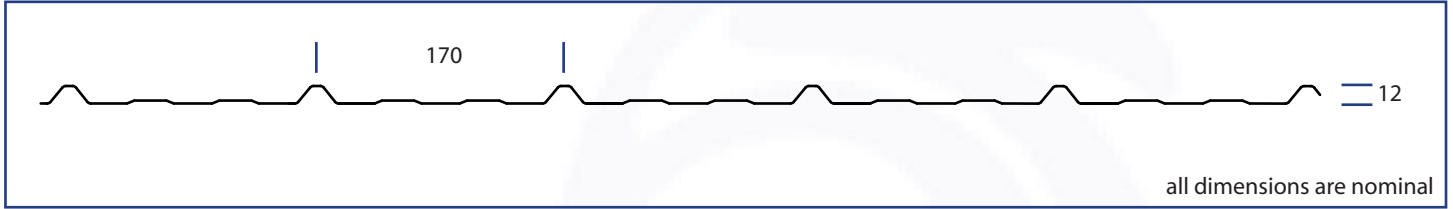



# Metclad850

0800 ROOFNZ (0800 766369)  
Issue Date August 2008

Metclad850 is a trapezoidal wall cladding solution that offers excellent value to any project. Clean lines and wide sheets make Metclad850 the simple but effective choice for wall cladding in any situation. Metclad850 is available in Zinalume, Galvsteel, Colorsteel Endura and Colorsteel Maxx.



Cover: 850mm Sheet Width: 885mm Min Pitch: NA




### Recommended Fixings

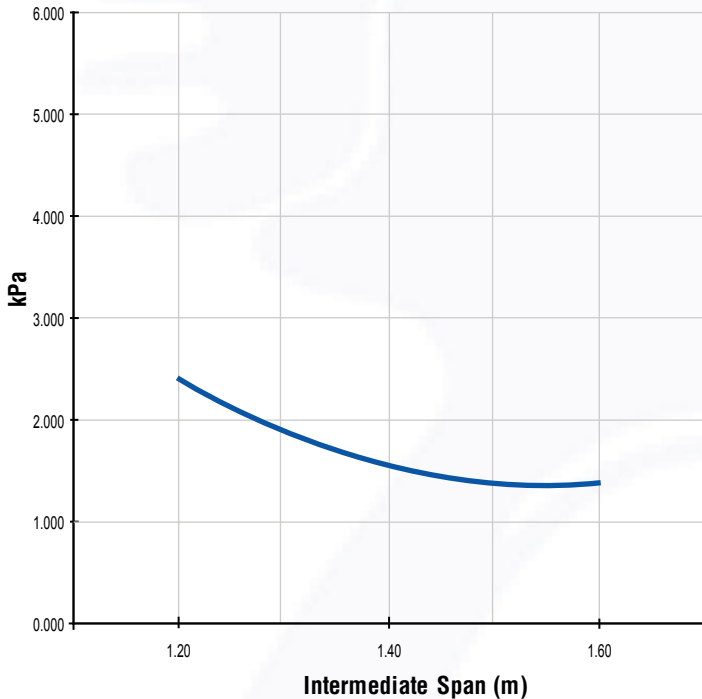
Timber: 12G x 55mm

Steel: 12G x 20mm

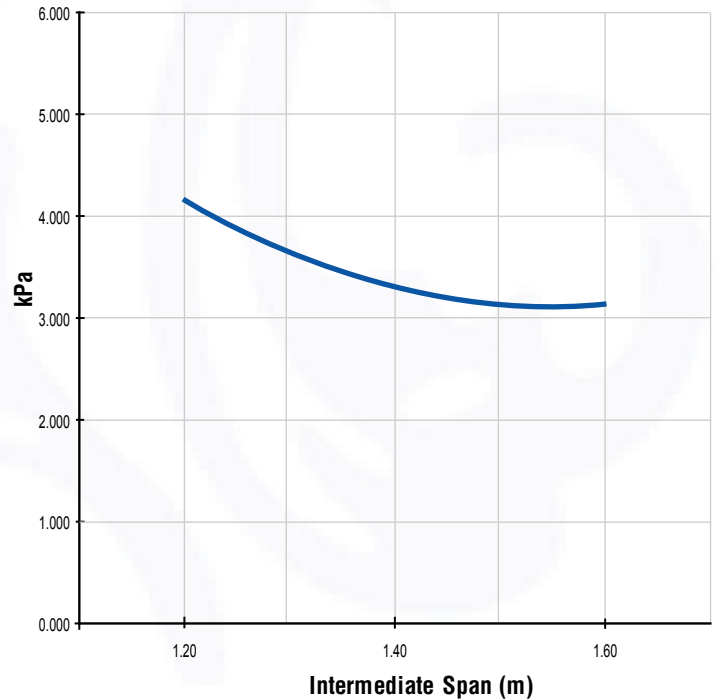
### Fixing Pattern



**Metclad 850 0.40mm UDL**



**Metclad 850 0.55mm UDL**



Note: The intermediate spans shown in the graphs above are based on G550 Steel as the base metal. To calculate end spans please multiply the intermediate span calculated by 0.66. Spans are based on restricted access. For alternative metals please contact your local Metalcraft branch.

**Manufacturing Locations** Auckland

Metclad850 is available for purchase from all Metalcraft branch locations

[www.metalcraftroofing.co.nz](http://www.metalcraftroofing.co.nz)