





**MASONS**  
Designed Smart, Built Tough.

**NEW!**

# Roof Boot Flashings



**MULTIPLE SIZES IN RANGE**  
Fits any pipe penetration



**EPDM RUBBER AND RED SILICON**  
To withstand varying temperatures

**ABC**

**EASY TO INSTALL**  
Fits round or square fittings



**FOR FLASHING PIPES ON  
HORIZONTAL CLADDINGS TOO**



**GUARANTEED FOR UP TO  
15 YEARS**

**Masons Roof Boot Flashings** are designed for building applications where a pipe or building service penetrates the roof of a building.

When installed the roof boot flashings create a weathertight seal between the service pipe and the building roof.

**AVAILABLE IN MULTIPLE SIZES 0-300MM**  
And either EPDM Rubber or Red Silicon

**EPDM** withstands temperatures from -50 °C to 115 °C and up to 150 °C intermittently.

**Silicon** withstands temperatures from -60 °C to 200 °C and up to 250 °C intermittently.

When a square fitting is required add **30%** to the diameter of the pipe and cut accordingly.



100mm round = **314mm**  
circumference



100mm square = **400mm**  
perimetre

**400mm = 30% more than 324mm**

Appraised by



LES BOULTON  
& ASSOCIATES LIMITED




**MASONS**  
Designed Smart, Built Tough.

For **Support** call 0800 522 533 | visit [masons.nz](http://masons.nz) | email [support@mpb.co.nz](mailto:support@mpb.co.nz)



# Roof Boot Installation Instructions

**1** Cut a hole in the roof cladding slightly larger than pipe. Support hole with additional framing if necessary. Insert pipe into hole. Trim cone of Roof Boot with sharp snips for a snug fit on the pipe.



**4** Press flange onto roof cladding and silicone. Mould to shape easy out any creases. Don't over stretch the billowed cone adjust the fit on the pipe as required. Leave some 'give' in the flexible cone to allow for minor movement.



**2** Slide the Roof Boot down over the pipe. Moisten the pipe to overcome friction and slide the Roof Boot down into position.



**5** Use self drilling washered screws or sealed rivets to fasten the Roof Boot to the cladding.



**3** Apply roof and gutter or similar neutral cure silicone to the underside of the Roof Boot flange.



**6** Finish by applying a continuous bead of silicone to the edge of the flange and smooth off.



**NOTE:** For more effective drainage, always fit the Roof Boot 45° to the fall, or diamond fashion.

| Masons Code     | Description                                   | Pipe Size (mm) | Base Size (mm) |
|-----------------|---|----------------|----------------|
| RBFBE 0-20MM    | Roof Boot Flshg 0-20mm Blk EPDM               | 0-20           | 57x57          |
| RBFBE 0-35MM    | Roof Boot Flshg 0-35mm Blk EPDM               | 0-35           | 100x100        |
| RBFBE 110-170MM | Roof Boot Flshg 110-170mm Blk EPDM            | 110-170        | 283x283        |
| RBFBE 130-230mm | Roof Boot Flshg 130-230mm Blk EPDM            | 130-230        | 305x305        |
| RBFBE 160-220MM | Roof Boot Flshg 160-220mm Blk EPDM            | 160-220        | 360x360        |
| RBFBE 160-300MM | Roof Boot Flshg 160-300mm Blk EPDM            | 160-300        | 445x445        |
| RBFBE 5-120MM   | Roof Boot Flshg 5-120mm Blk EPDM              | 5-120          | 215x215        |
| RBFBE 5-55MM    | Roof Boot Flshg 5-55mm Blk EPDM               | 5-55           | 135x135        |
| RBFBE 50-70MM   | Roof Boot Flshg 50-70mm Blk EPDM              | 50-70          | 175x175        |
| RBFBE CN 0-35MM | Roof Boot Flshg 0-35mm Blk EPDM Cble Nipples  | 0-35           | 92x92          |
| RBFBERF 20-70MM | Roof Boot Flshg 20-70mm Blk EPDM Retro Fit    | 20-70          | 160x160        |
| RBFRS 0-35MM    | Roof Boot Flshg 0-35mm Red Silcn              | 0-35           | 100x100        |
| RBFRS 110-170MM | Roof Boot Flshg 110-170mm Red Silcn           | 110-170        | 283x283        |
| RBFRS 130-230MM | Roof Boot Flshg 130-230mm Red Silcn           | 130-230        | 305x305        |
| RBFRS 160-220MM | Roof Boot Flshg 160-220mm Red Silcn           | 160-220        | 360x360        |
| RBFRS 160-300MM | Roof Boot Flshg 160-300mm Red Silcn           | 160-300        | 445x445        |
| RBFRS 5-120MM   | Roof Boot Flshg 5-120mm Red Silcn             | 5-120          | 215x215        |
| RBFRS 50-170MM  | Roof Boot Flshg 50-70mm Red Silcn             | 50-70          | 175x175        |
| RBFRSCN 0-35MM  | Roof Boot Flshg 0-35mm Red Silcn Cble Nipples | 0-35           | 98x98          |
| RBFRSCN 5-55MM  | Roof Boot Flshg 5-55mm Red Silcn Cble Nipples | 5-55           | 137x137        |
| RBFRSRF 20-70MM | Roof Boot Flshg 20-70mm Red Silcn Retro Fit   | 20-70          | 153x153        |