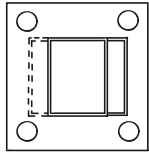


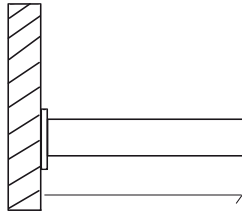
TYPICAL DETAIL : END FIXED OVERHEAD WALL STRUTS FOR 180MM AIRFOILS & 200MM MAXI LOUVRES SPANS AT A GLANCE

OVERHEAD EYEBROW DETAIL



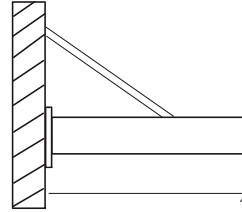
Base Plate: 100 x 150 x 6mm
 Box Section: 75 x 50 x 2.5mm
 Channel: 75 x 25 x 3mm

Free Span



LF	LF
500	500

Strut Support

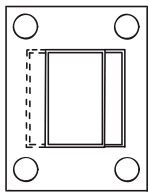


Strut Ø16mm
 Stainless steel

LS15	LS15
800	600

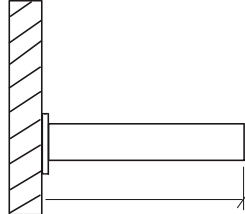
LS30	LS30
900	700

LS45	LS45
900	700



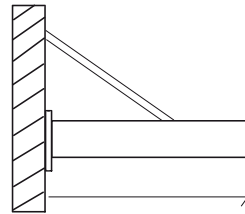
Base Plate: 100 x 225 x 6mm
 Box Section: 100 x 50 x 3mm
 Channel: 100 x 25 x 3mm

Free Span



LF	LF
700	600

Strut Support

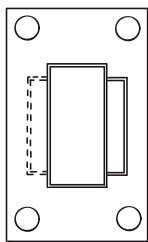


Strut Ø20mm
 Stainless steel

LS15	LS15
1000	800

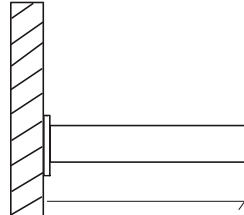
LS30	LS30
1200	1000

LS45	LS45
1200	1000



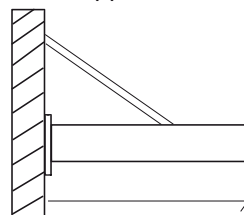
Base Plate: 100 x 275 x 6mm
 Box Section: 150 x 50 x 3mm
 Channel: 100 x 25 x 3mm

Free Span



LF	LF
1000	900

Strut Support



Strut Ø42mm
 Stainless steel

LS15	LS15
1300	1100

LS30	LS30
1600	1300

LS45	LS45
1600	1400