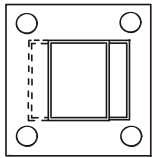


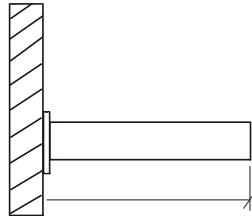
TYPICAL DETAIL : END FIXED OVERHEAD WALL STRUTS FOR 120MM AIRFOILS & 150MM MIDI LOUVRES SPANS AT A GLANCE

TYPICAL DETAIL OVERHEAD EYEBROW END FIXED LOUVRES



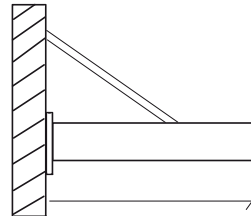
Base Plate: 100 x 150 x 6mm
 Box Section: 75 x 50 x 2.5mm
 Channel: 75 x 25 x 3mm

Free Span



LF	LF
600	500

Strut Support

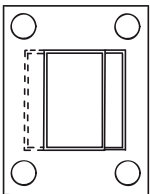


Strut Ø16mm
 Stainless steel

LS15	LS15
1000	800

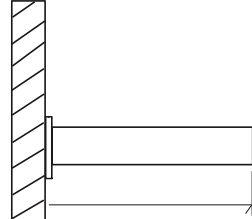
LS30	LS30
1100	900

LS45	LS45
1100	900



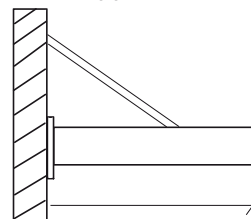
Base Plate: 100 x 225 x 6mm
 Box Section: 100 x 50 x 3mm
 Channel: 100 x 25 x 3mm

Free Span



LF	LF
800	700

Strut Support

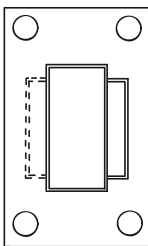


Strut Ø20mm
 Stainless steel

LS15	LS15
1200	1000

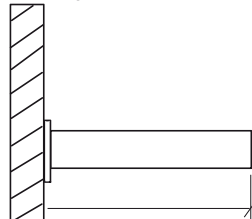
LS30	LS30
1400	1200

LS45	LS45
1500	1200



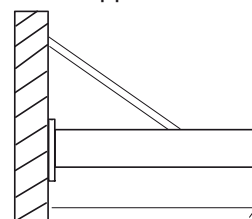
Base Plate: 100 x 275 x 6mm
 Box Section: 150 x 50 x 3mm
 Channel: 100 x 25 x 3mm

Free Span



LF	LF
1200	1000

Strut Support



Strut Ø42mm
 Stainless steel

LS15	LS15
1700	1300

LS30	LS30
1800	1600

LS45	LS45
2000	1700