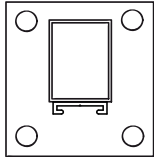
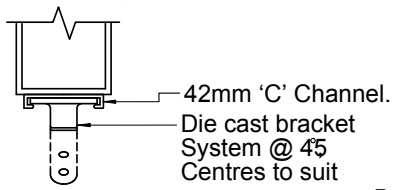
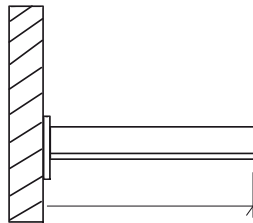


**TYPICAL DETAIL : BRACKET FIXED OVERHEAD WALL STRUTS 70MM MINI & 90MM MIDI BLADES  
SPANS AT A GLANCE**



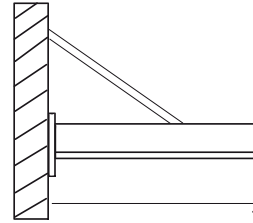
Base Plate: 100 x 150 x 6mm  
Box Section: 75 x 50 x 2.5mm  
42mm 'C' Channel fixing

Free Span



LF	LF
700	600

Strut Support

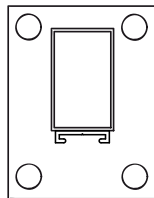


Strut Ø16mm  
Stainless steel

LS15	LS15
1100	900

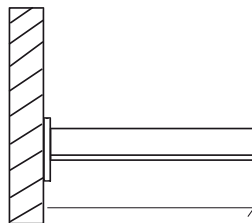
LS30	LS30
1100	1000

LS45	LS45
1300	1100



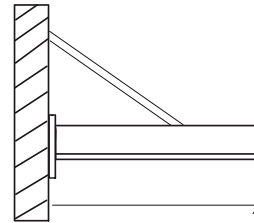
Base Plate: 100 x 225 x 6mm  
Box Section: 100 x 50 x 3mm  
42mm 'C' Channel fixing

Free Span



LF	LF
900	800

Strut Support

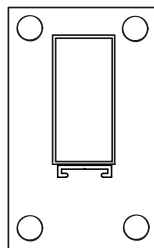


Strut Ø20mm  
Stainless steel

LS15	LS15
1400	1200

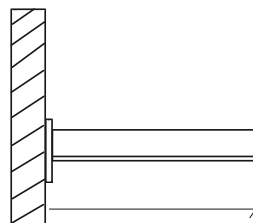
LS30	LS30
1700	1400

LS45	LS45
1700	1400



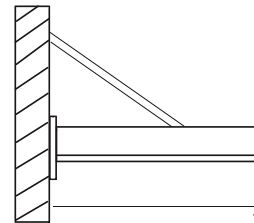
Base Plate: 100 x 275 x 6mm  
Box Section: 150 x 50 x 3mm  
42mm 'C' Channel fixing

Free Span



LF	LF
1300	1200

Strut Support



Strut Ø42mm  
Stainless steel

LS15	LS15
2000	1600

LS30	LS30
2300	1900

LS45	LS45
2300	2000