



PLATINUM
SMART-HEAT™ ELECTRIC



COMFORT WITHOUT COMPROMISE

The Platinum Smart-Heat™ Electric excels in efficiency, packing profound performance into a sleek package.

Designed specifically with low-clearance, semi-enclosed outdoor spaces in mind, this heater minimizes light emission to blend seamlessly under your Louvretec Opening Roof.



Tinted Glass-Ceramic Screen

The Platinum's signature screen spreads comfort evenly across an area while minimizing light emission.

Slim-line Design

Wall, ceiling and flush-mounting options allow subtle placement of this compact heater practically anywhere!

Wireless Control Capabilities

Genuine wireless control accessories allow seamless integration of remote heating output adjustment.

Subtle Aesthetics

Elegantly understated to create comfort while blending into the environment.

Precise Directional Heating

Accurately alter coverage through simple bracket adjustment.

Ultra-Durable Design

Stainless Steel construction ensures reliable heating for years to come.

Tight Space Specialist

Minimal vertical clearance requirements and a multitude of mounting options offers versatility to a variety of enclosed outdoor areas.

Ease of Use

Single switch activation and smart control compatibility creates set-and-forget simplicity.



LOUVRETEC IS AVAILABLE WORLDWIDE



NEW ZEALAND
PHONE 0800 LOUVRES
EMAIL info@louvretec.co.nz
VISIT www.louvretec.co.nz


AUSTRALIA
PHONE 1300 MY LOUVRES
EMAIL info@louvretec.com.au
VISIT www.louvretec.com.au

YOUR LOCAL DEALER:

VIEW OUR OTHER PRODUCT RANGE GUIDES & / OR TECHNICAL MANUAL.
FOR MORE INFO SEE www.louvretec.co.nz



PRODUCT GUIDE
HEATING OVERVIEW



CREATE A COZY HAVEN



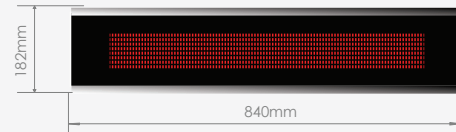
Strong, efficient infrared heat combined with an ultra-thin and stylish design – the new Platinum Smart-Heat® Electric complements the atmosphere of your outside space or Louvretec Room.



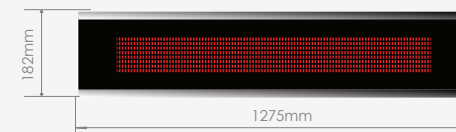
New and innovative radiant outdoor heating technology has been developed by Bromic resulting in an electric heater that boasts optimal heat output in a high end minimalist frame.

THE PERFECT SYNERGY OF MODERN DESIGN AND OUTSTANDING HEATING PERFORMANCE

Choose from two powerful options



2300 W

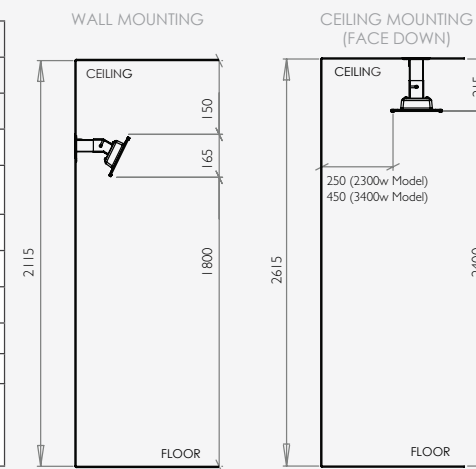


3400 W

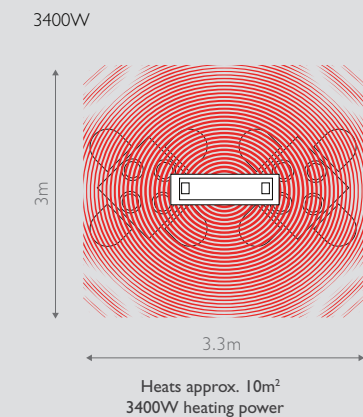
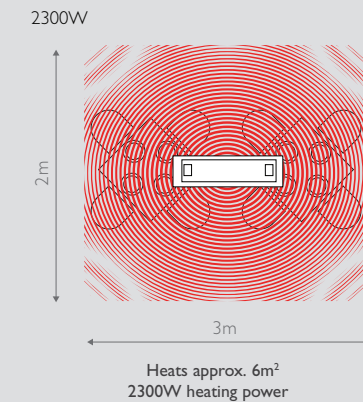


SPECIFICATIONS:		
Model	Platinum Smart-Heat™ Electric II	
Heat Output (Watts)	2300W	3400W
Approximate area heated (m ²)	6m ²	10m ²
Electrical connection	220-240V - A.C. - 50/60Hz	220-240V - A.C. 50/60Hz
Dimension (WxDxHmm)	840 x 182 x 54mm	1275 x 182 x 54 mm
Min. distance to combustible materials ²	Side: 250mm	Side: 450mm
Mounting height requirement to ground ³	Wall Mount: 1800mm, Ceiling Mount: 2400mm	
Weight (kg)	7.5kg	10kg
Finish	Brushed stainless steel 304	
<small>¹Must only be installed by a licensed technician. Must complete "Pre-Installation Checklist" before installing. ²The temperature will not exceed 65°C above the ambient temperature at specified distances. Please consult material manufacturer for temperature ratings and suitability. Bromic Heating takes no responsibility for material compliance. ³Installation must be performed in accordance with AS5601 installation code (or relevant standard) and must comply with any additional jurisdictional requirements. Bromic takes not responsibility for incorrect or non-compliant installations</small>		

MINIMUM INSTALLATION CLEARANCES



HEATING AREAS:



* Heat area dependent on ambient temperature and wind. Optimum conditions experienced at approx 15.5°C/ 60°F & in a low wind covered environment.