

TECHNICAL DETAILS HINGED GATES



# HINGED GATES

vehicle and pedestrian

Louvretec hinged gates are seen as market leaders in custom designed gate systems. Each gate is specifically designed to meet the design and functional requirements of the installation.

Louvretec gate frame sections can be either butt joined or "secret welded" and powdercoated to a high spec finish.


All butt hinges and custom made pivots are manufactured from marine grade T316 stainless steel. Louvretec does not undertake gate motorisation / security options but works with a number of specialist companies in this field – contact your Louvretec Dealer for further details.



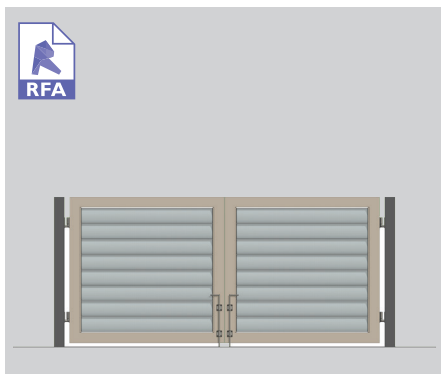
HINGED PEDESTRIAN - VIEWED FROM OUTSIDE



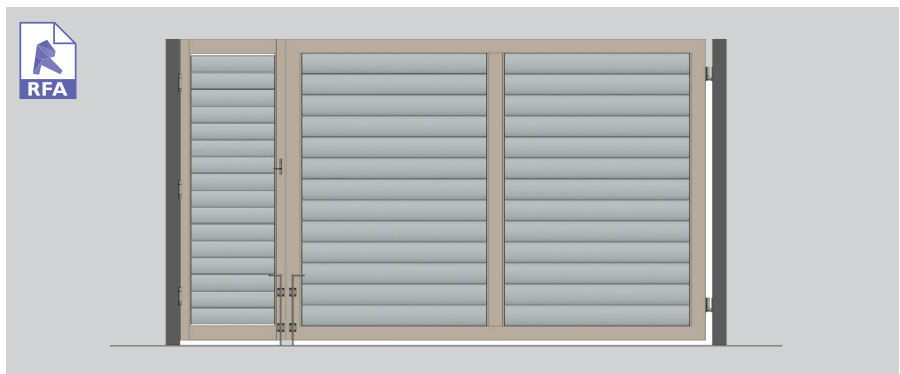
DOUBLE HINGED PEDESTRIAN - VIEWED FROM OUTSIDE



HINGED VEHICLE - VIEWED FROM OUTSIDE



DOUBLE HINGED VEHICLE - VIEWED FROM OUTSIDE



HINGED PEDESTRIAN & VEHICLE - VIEWED FROM OUTSIDE

## SURFACE COATINGS

A wide range of options are available.



ANODISED



WOOD FINISH



POWDERCOATED