
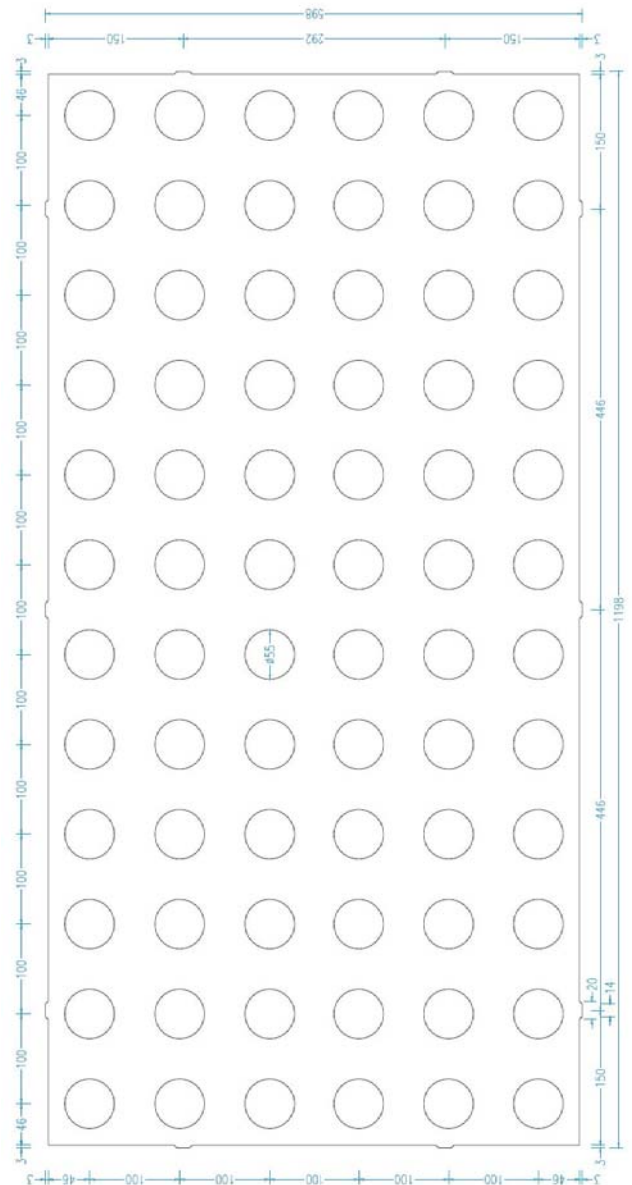
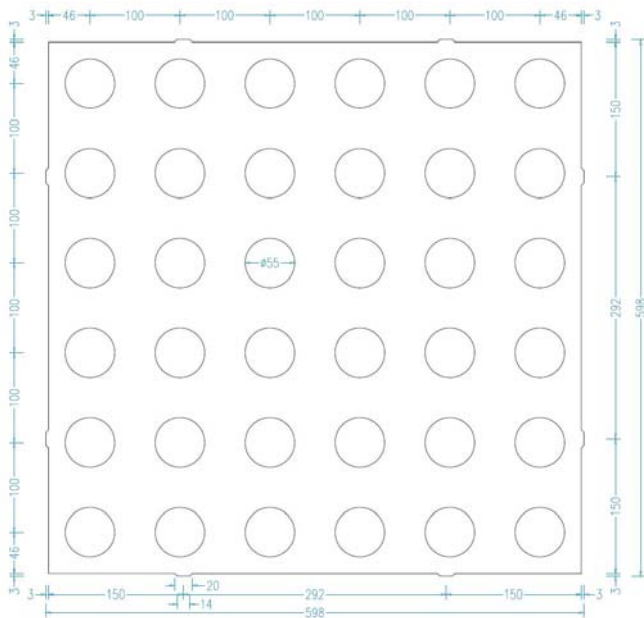


Sonaris™ #P55-100

Perforated acoustic ceiling panel laminate finish



asona



Sizes: # P55-100

600 x 600 mm or 600 x 1200 mm
55mm Ø perf @ 100mm centres.

How to select your Sonaris™ laminate ceiling:

1. Select perforation panel size.
2. Select your surface colour/print (see Sonatex colour range datasheet).
3. Choose your base colour. (see Sonatex colour range datasheet).
4. Select your base panel type: Triton Range (Glass Fibre), Polyfon Range (Polyester).
5. Optional: Noise attenuation backer.

Specification:

Acoustic ceiling panel shall be Asona (Triton) (Polyfon) size: (600 x 600mm), (600 x 1200mm), with Sonaris™ perforation pattern #P55-100, surface colour: (white) (other), Base colour: (white) (other), with (optional) attenuation backer, as manufactured by Asona Ltd, +64 (9) 525 6575, info@asona.co.nz.

Asona Ltd


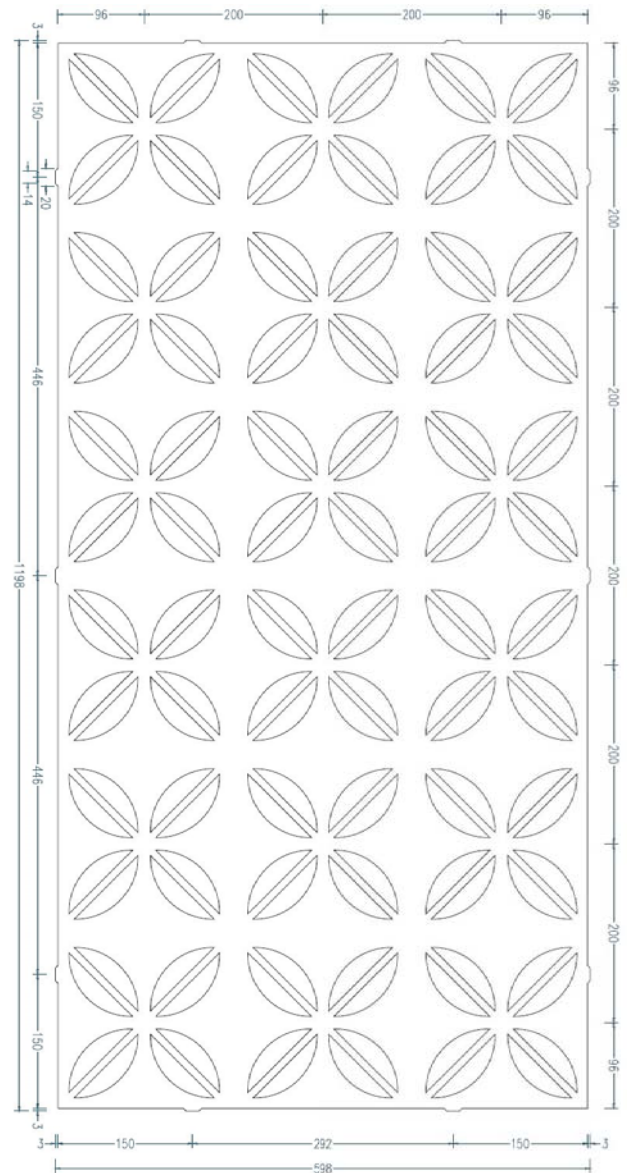
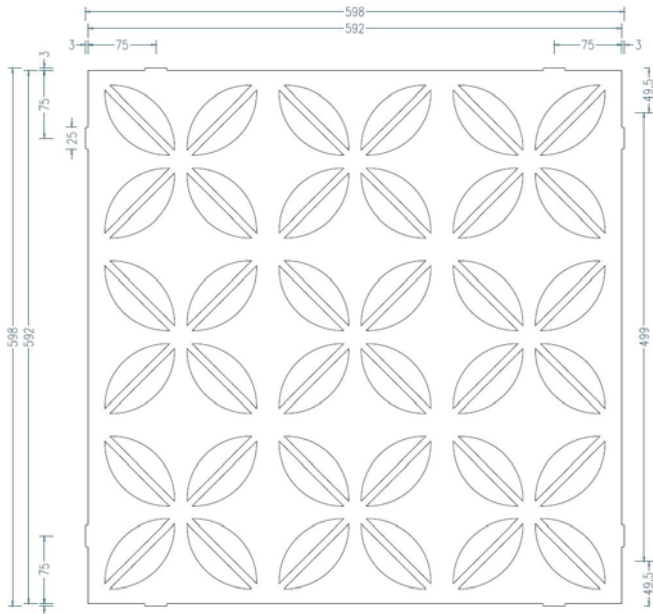
Building 14, 7 Cain Road
Penrose, Auckland, New Zealand
Tel: (09) 525 6575
Email: info@asona.co.nz
Web: www.asona.co.nz

Sonaris™ #FP100 Frangipani

Perforated acoustic ceiling panel laminate finish



asona



Sizes: # FP100

600 x 600 mm or 600 x 1200 mm - frangipani perforation

How to select your Sonaris™ laminate ceiling:

1. Select perforation panel size.
2. Select your surface colour/print.
3. Choose your base colour.
4. Select your base panel type: Triton Range (Glass Fibre), Polyfon Range (Polyester).
5. Optional: Noise attenuation backer.

Specification:

Acoustic ceiling panel shall be Asona (Triton) (Polyfon) size: (600 x 600mm), (600 x 1200mm), with Sonaris™ perforation pattern #FP100, surface colour: (white) (other), Base colour: (white) (other) with (optional) attenuation backer, as manufactured by Asona Ltd, +64 (9) 525 6575, info@asona.co.nz.

Asona Ltd



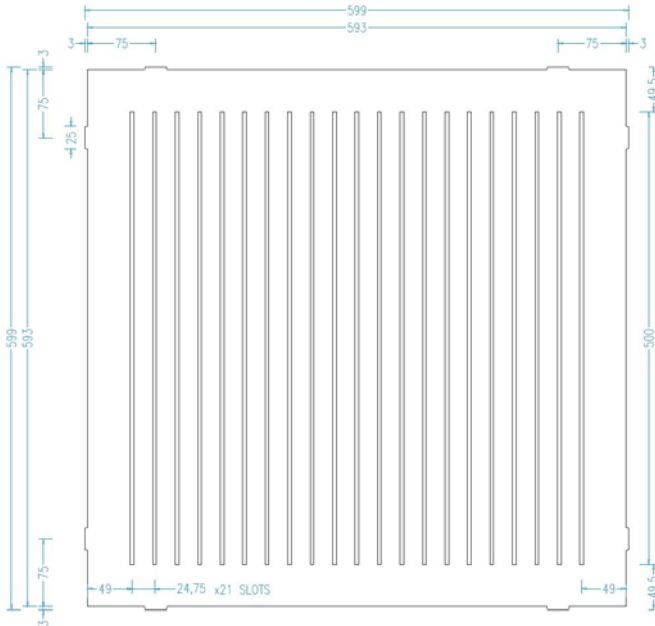
Building 14, 7 Cain Road
Penrose, Auckland, New Zealand
Tel: (09) 525 6575
Email: info@asona.co.nz
Web: www.asona.co.nz

Sonaris™ #S4-25

Perforated acoustic ceiling panel laminate finish



asona



Sizes: #S4-25

4 x 500mm slot @ 25mm centres 600 x 600mm
4 x 1100mm slot @ 25mm centres 600 x 1200mm

How to select your Sonaris™ laminate ceiling:

1. Select perforation panel size.
2. Select your surface colour/print.
3. Choose your base colour.
4. Select your base panel type: Triton Range (Glass Fibre), Polyfon Range (Polyester).
5. Optional: Noise attenuation backer.

Specification:

Acoustic ceiling panel shall be Asona (Triton) (Polyfon) size: (600 x 600mm), (600 x 1200mm), with Sonaris™ perforation pattern #S4-25, surface colour: (white) (other), Base colour: (white) (other) with (optional) attenuation backer, as manufactured by Asona Ltd, +64 (9) 525 6575, info@asona.co.nz.

Asona Ltd


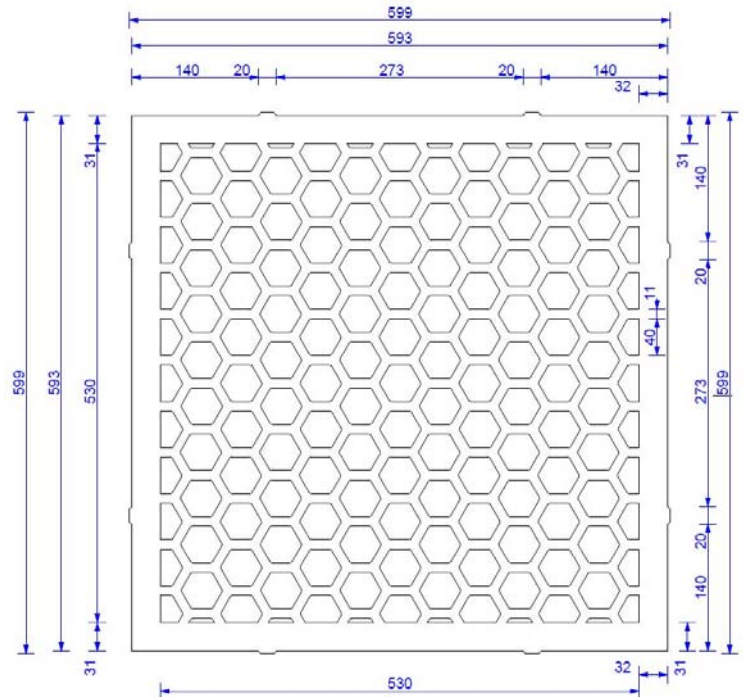
Building 14, 7 Cain Road
Penrose, Auckland, New Zealand
Tel: (09) 525 6575
Email: info@asona.co.nz
Web: www.asona.co.nz

Sonaris™ #4040H Hexagonal

Perforated acoustic ceiling panel laminate finish



asona



Sizes: #4040H

600 x 600 mm, 40 x 40 mm Hexagon Perforation

How to select your Sonaris™ laminate ceiling:

1. Select perforation panel size.
2. Select your surface colour/print.
3. Choose your base colour.
4. Select your base panel type: Triton Range (Glass Fibre), Polyfon Range (Polyester).
5. Optional: Noise attenuation backer.

Specification:

Acoustic ceiling panel shall be Asona (Triton) (Polyfon) size: (600 x 600mm), with Sonaris™ perforation pattern #4040H, surface colour: (white) (other), Base colour: (white) (other) with (optional) attenuation backer, as manufactured by Asona Ltd, +64 (9) 525 6575, info@asona.co.nz.

Asona Ltd



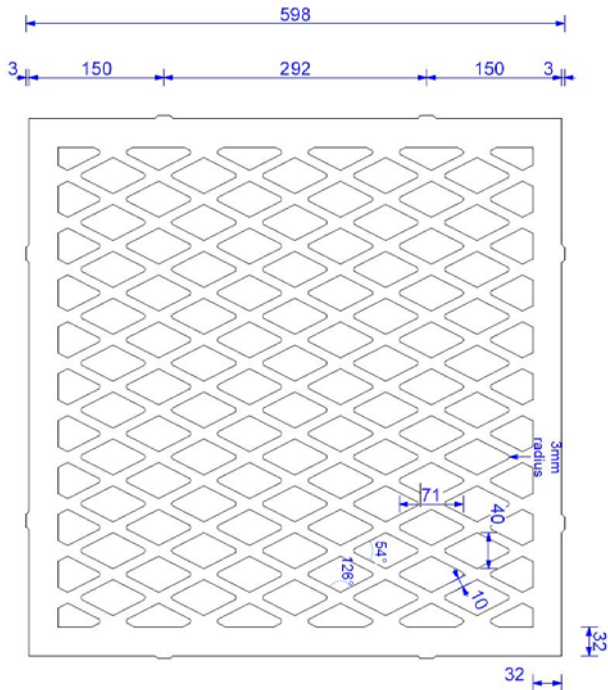
Building 14, 7 Cain Road
Penrose, Auckland, New Zealand
Tel: (09) 525 6575
Email: info@asona.co.nz
Web: www.asona.co.nz

Sonaris™ #4071D Diamond

Perforated acoustic ceiling panel laminate finish



asona



Sizes: #4071D

600 x 600 mm or 600 x 1200 mm - Diamond Perforation

How to select your Sonaris™ laminate ceiling:

1. Select perforation panel size.
2. Select your surface colour/print.
3. Choose your base colour.
4. Select your base panel type: Triton Range (Glass Fibre), Polyfon Range (Polyester).
5. Optional: Noise attenuation backer.

Specification:

Acoustic ceiling panel shall be Asona (Triton) (Polyfon) size: (600 x 600mm), (600 x 1200mm), with Sonaris™ perforation pattern #4071D, surface colour: (white) (other), Base colour: (white) (other) with (optional) attenuation backer, as manufactured by Asona Ltd, +64 (9) 525 6575, info@asona.co.nz.

Asona Ltd


Building 14, 7 Cain Road
Penrose, Auckland, New Zealand
Tel: (09) 525 6575
Email: info@asona.co.nz
Web: www.asona.co.nz

Sonaris™ #250/25HB

Perforated acoustic ceiling panel laminate finish



asona

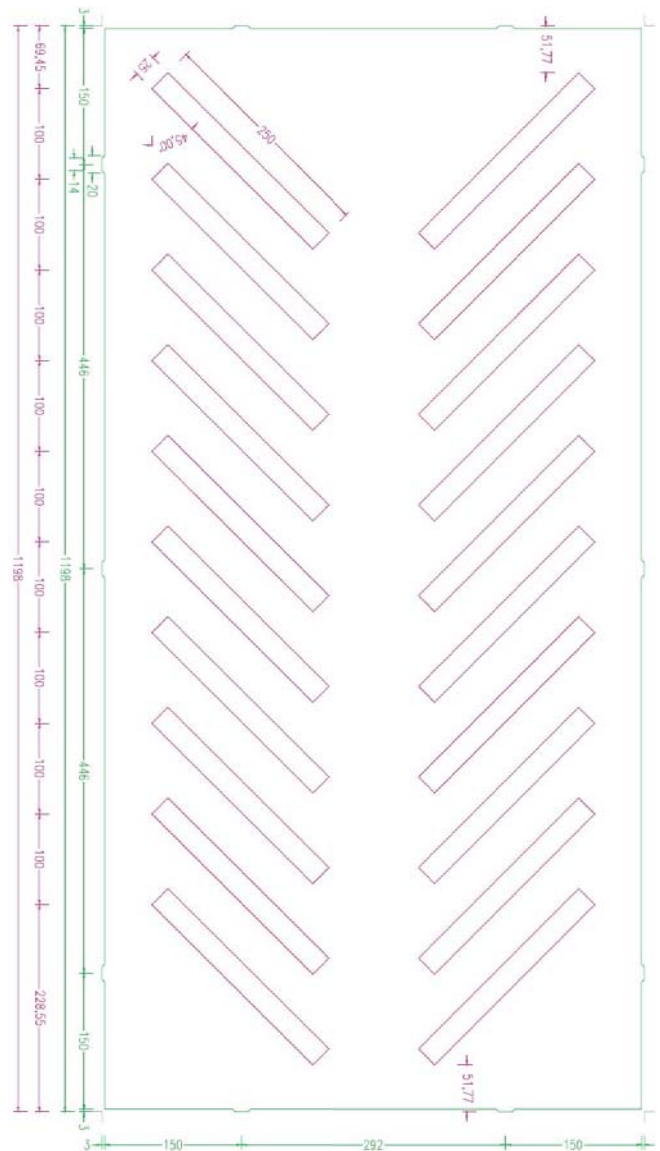


Sizes: #250/25HB

600 x 1200 mm , 250 x 25mm Herringbone slot perforation

How to select your Sonaris™ laminate ceiling:

1. Select perforation panel size.
2. Select your surface colour/print.
3. Choose your base colour.
4. Select your base panel type: Triton Range (Glass Fibre), Polyfon Range (Polyester).
5. Optional: Noise attenuation backer.



Specification:

Acoustic ceiling panel shall be Asona (Triton) (Polyfon) size: (600 x 1200mm), with Sonaris™ perforation pattern #250/25HB, surface colour: (white) (other), Base colour: (white) (other) with (optional) attenuation backer, as manufactured by Asona Ltd, +64 (9) 525 6575, info@asona.co.nz.

Asona Ltd


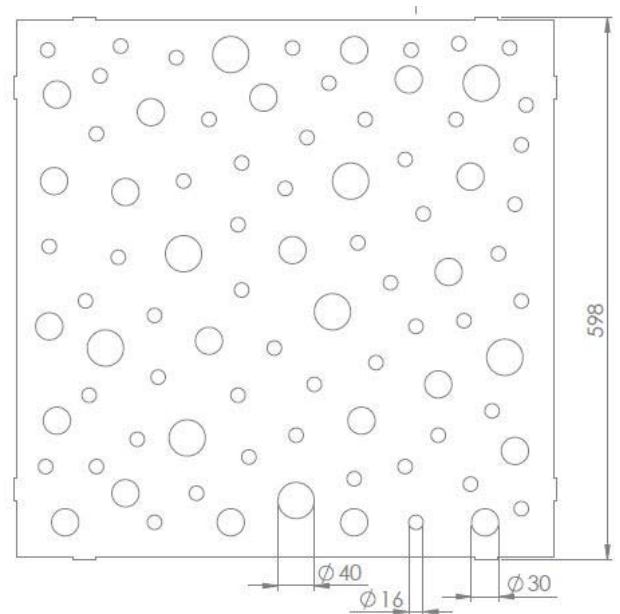
Building 14, 7 Cain Road
Penrose, Auckland, New Zealand
Tel: (09) 525 6575
Email: info@asona.co.nz
Web: www.asona.co.nz

Sonaris™ #163040R

Perforated acoustic ceiling panel laminate finish



asona



Sizes: #163040R

600 x 600 mm, 16/30/40mm random hole perforation

How to select your Sonaris™ laminate ceiling:

1. Select perforation panel size.
2. Select your surface colour/print.
3. Choose your base colour.
4. Select your base panel type: Triton Range (Glass Fibre), Polyfon Range (Polyester).
5. Optional: Noise attenuation backer.

Specification:

Acoustic ceiling panel shall be Asona (Triton) (Polyfon) size: (600 x 600mm), with Sonaris™ perforation pattern #163040R, surface colour: (white) (other), Base colour: (white) (other) with (optional) attenuation backer, as manufactured by Asona Ltd, +64 (9) 525 6575, info@asona.co.nz.

Asona Ltd


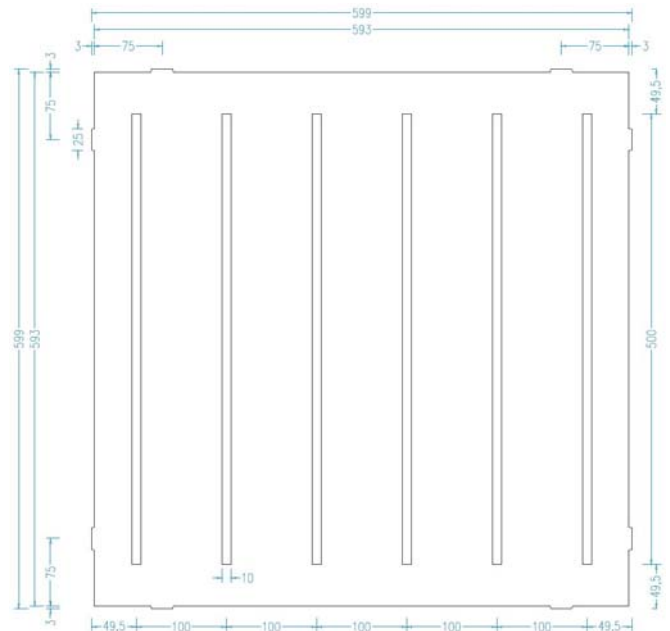
Building 14, 7 Cain Road
Penrose, Auckland, New Zealand
Tel: (09) 525 6575
Email: info@asona.co.nz
Web: www.asona.co.nz

Sonaris™ #S10-100

Perforated acoustic ceiling panel laminate finish



asona



Sizes: #S10-100

600 x 600 mm, 10 x 100mm Slot perforation

How to select your Sonaris™ laminate ceiling:

1. Select perforation panel size.
2. Select your surface colour/print.
3. Choose your base colour.
4. Select your base panel type: Triton Range (Glass Fibre), Polyfon Range (Polyester).
5. Optional: Noise attenuation backer.

Specification:

Acoustic ceiling panel shall be Asona (Triton) (Polyfon) size: (600 x 600mm), with Sonaris™ perforation pattern #S10-100, surface colour: (white) (other), Base colour: (white) (other) with (optional) attenuation backer, as manufactured by Asona Ltd, +64 (9) 525 6575, info@asona.co.nz.

Asona Ltd



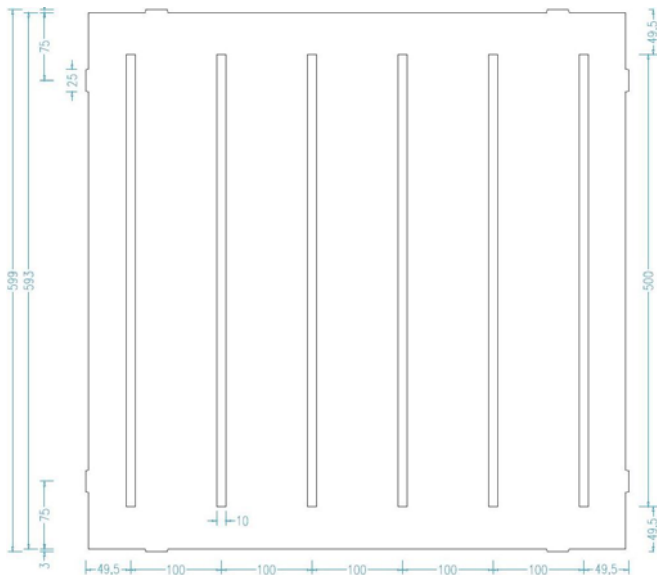
Building 14, 7 Cain Road
Penrose, Auckland, New Zealand
Tel: (09) 525 6575
Email: info@asona.co.nz
Web: www.asona.co.nz

Sonaris™ #S7-75

Perforated acoustic ceiling panel laminate finish



asona



Sizes: #S7-75

600 x 600 mm, 600 x 1200mm, 7 x 75mm slot perforation.

How to select your Sonaris™ laminate ceiling:

1. Select perforation panel size.
2. Select your surface colour/print.
3. Choose your base colour.
4. Select your base panel type: Triton Range (Glass Fibre), Polyfon Range (Polyester).
5. Optional: Noise attenuation backer.

Specification:

Acoustic ceiling panel shall be Asona (Triton) (Polyfon) size: (600 x 600mm), (600 x 1200mm), with Sonaris™ perforation pattern #S7-75, surface colour: (white) (other), Base colour: (white) (other) with (optional) attenuation backer, as manufactured by Asona Ltd, +64 (9) 525 6575, info@asona.co.nz.

Asona Ltd



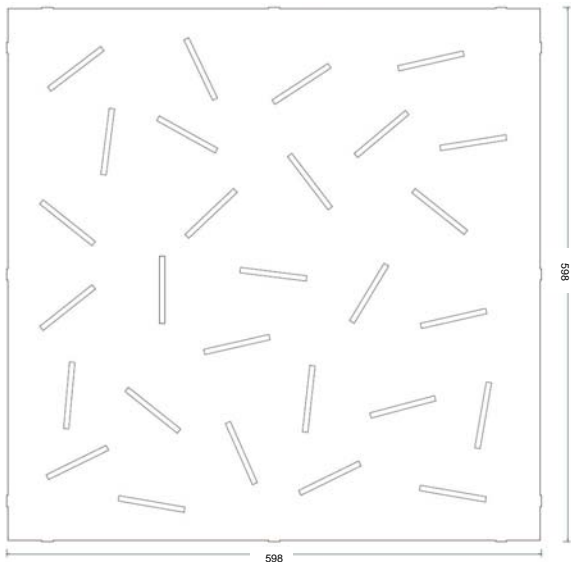
Building 14, 7 Cain Road
Penrose, Auckland, New Zealand
Tel: (09) 525 6575
Email: info@asona.co.nz

Sonaris™ #RSlot Perforated Facing

Perforated acoustic ceiling panel laminate finish



asona



Sizes: # RSlot

600 x 600mm, 600 x 1200mm, 1200 x 1200mm
10 x 150mm random slot perforation.

How to select your Sonaris™ laminate ceiling:

1. Select perforation panel size.
2. Select your surface colour/print.
3. Choose your base colour.
4. Select your base panel type: Triton Range (Glass Fibre), Polyfon Range (Polyester).
5. Optional: Noise attenuation backer.

Specification:

Acoustic ceiling panel shall be Asona (Triton) (Polyfon) size: (600 x 600mm), (600 x 1200mm), (1200 x 1200mm) with Sonaris™ perforation pattern #RSlot, surface colour: (white) (other), Base colour: (white) (other) with (optional) attenuation backer, as manufactured by Asona Ltd, +64 (9) 525 6575, info@asona.co.nz.

Asona Ltd

Building 14, 7 Cain Road
Penrose, Auckland, New Zealand
Tel: (09) 525 6575
Email: info@asona.co.nz
Web: www.asona.co.nz