

MELAMINE

BESTWOOD®

T H E
B E S T W O O D
C A T A L O G U E



Contents - Melamine

	MELAMINE	
03	Introduction	
	DESIGNS	
05	Let There Be Light	
11	The Middle Ground	
19	Dramatically Dark	
	OPTIONS	
23	Finishes	
24	Substrates	
25	Panel Sizes	
26	Bestwood Edging	
27	CARE & WARRANTY	





More than just a pretty face.

NEED A LITTLE HELP?

WE'VE BEEN IN THE BUSINESS
FOR MORE THAN 35 YEARS AND
LIKE NOTHING MORE THAN
TO PUT OUR EXPERIENCE,
EXPERTISE AND ADVICE TO
WORK ON YOUR NEXT PROJECT.

www.bestwood.co.nz

BESTWOOD ALSO HAS STUNNING
WOOD VENEERS IN ITS RANGE.
FOR MORE DETAILS, PLEASE TURN
TO THE BACK OF THIS CATALOGUE.

Striking, durable and cost-effective, Bestwood Melamine is a recipe for success, not just in kitchens, but for any residential or commercial joinery that needs to look good and work its socks off.

Our range of low-pressure laminate pre-finished panels are available in a wide range of designs, finishes and substrate options. We've just added 10 new designs to our extensive range to give you even more freedom to create your own unique look.

Bestwood Melamine won't streak, craze, or easily scratch, stain or warp. It's an elegant, durable, low-maintenance and hygienic surface that can take just about anything life throws at it. It also carries Environmental Choice NZ accreditation, giving you assurance that this New Zealand-made product leaves a minimal environmental footprint.

Bestwood Melamine

PERFECT WHITE

04
/27





LET
THERE
BE

Light

Add some life and brightness to your cabinetry with this carefully curated palette of light-coloured Bestwood Melamines.



Bestwood Melamine

LIMESTONE


| *With Ranfurly Oak & Carbon*



THESE BESTWOOD MELAMINES
ARE LIGHT, ELEGANT AND LOW
MAINTENANCE.



WASHED OAK



ARCTIC ICE




LIMESTONE




SIMPLY WHITE




PERFECT WHITE



ARCTIC WHITE



MIST GREY



MOSS GREY

Bestwood Melamine

SUBTLE GREY

08
/27






EASY CARE AND EASY CLEAN – WHAT'S NOT
TO LOVE ABOUT THESE GREAT LOOKING
BESTWOOD MELAMINES?



WASHED MAPLE



ETCHED STONE



ALLURE




TITANIUM



SUBTLE GREY



FEATHER WHITE



BRULEE



CLOUD WHITE



Bestwood Melamine

SOUTHERN OAK





THE
MIDDLE

Ground

These mid-tones offer great flexibility to co-ordinate with a wide range of other surface finishes, while providing some lovely textural variation.



Bestwood Melamine
COASTAL ELM



Bestwood Melamine
PERFECT OAK



BESTWOOD'S MID-TONE WOODGRAINS
WILL CREATE A SENSE OF WARMTH IN
ANY DÉCOR.



CAPE COD



NEW

PERFECT OAK



SALTWASH



COASTAL ELM



BEST MAPLE



NEW


RANFURLY OAK



BEST TAWA



SOUTHERN OAK



Bestwood Melamine

CORONET BEECH



BESTWOOD HIGH PERFORMANCE
MELAMINES ARE DISTINGUISHED BY
THEIR HIGH DEFINITION DESIGN.



MILAN PINE



BASALT



CORONET BEECH



PAVEMENT



HIDE



FLANNEL




IRISH CRÈME



URBAN



Bestwood Melamine
DUSKY ELM



Bestwood Melamine
TASMAN ELM



OUR HARD-WEARING BESTWOOD MELAMINES
ARE DESIGNED TO TAKE ANYTHING THAT LIFE
THROWS AT THEM.



TREBLE BEECH



DUSKY ELM




TASMAN ELM



ASH PINSTRIPE



ARCTIC GREY



NEW

ETCHED ZINC



NEW

DAPPER GREY



SILVER HAZE

Bestwood Melamine

FIORDLAND ELM





DRAMATICALLY

Dark

Using darker tones creates a real focal point for your cabinetry, adding richness and warmth to any décor.

Bestwood Melamine

ROUTE BURN ELM



20
/27





OUR HIGHLY DURABLE BESTWOOD
MELAMINES COMBINE GOOD LOOKS
WITH PRACTICALITY.



ROUTEBURN OAK



FIORDLAND ELM



CHARRED OAK



DARK OAK



PEWTER HAZE



ETCHED GRAPHITE



CARBON



BLACK





Finishes

Bestwood Melamine is a tough, pre-finished panel ideal for a range of interior cabinetry and furniture applications. There are six finish options available and these are applied at the same time the Bestwood Melamine paper is heat-pressed onto the appropriate substrate such as MDF or particleboard.

TO VIEW THE
FULL RANGE OF
BESTWOOD MELAMINE
DESIGNS, VISIT
WWW.BESTWOOD.CO.NZ

GLOSS AND GLOSS-PLUS

These two finishes are only available on Arctic White and Arctic Ice. As the name suggests they provide a smooth and shiny gloss finish.

VELVET

A lightly textured, delicate eggshell surface appearance that is smooth to touch and sophisticated in its effect.

EMBOSSSED

A lightly textured, orange-peel-like surface appearance makes this an easy-care option.

WOODGRAIN

This finish recreates the patterned effect of quarter-cut natural timber grain, creating a more authentic look.

WILDERNESS

Designed to enhance natural characteristics, this striated grain finish provides a coarser texture. Works well on both wood and solid colour designs.



Substrates

What lies beneath the Bestwood Melamine paper is generally determined by the end use – what is required for a drawer or door will be different than for a large wall panel. It's a decision where the function and environment very much determine the choice of substrate and its thickness. Standard substrates include:

TO VIEW THE
FULL RANGE OF
BESTWOOD MELAMINE
DESIGNS, VISIT
WWW.BESTWOOD.CO.NZ



MDF

This substrate is the most commonly used as it's suitable for most applications. A heavier weight than particleboard. Available in MDF MR/EO (moisture-resistant and low formaldehyde).



MDF/FR

This fire-resistant MDF panel has been developed specifically for commercial applications and meets NZ Building Code standards.



BLACK MDF/FR

Available in 12mm only, this black MDF/ FR looks stunning when you want to have exposed edges.



PARTICLEBOARD (PBD)

(PBD) This is a very cost-effective substrate with good strength and density. Available in standard and moisture-resistant (MR) versions when it is destined for high-moisture environments.



Panel Sizes

Standard 2440 x 1220 panels are available across all designs in the Bestwood Melamine range.

TO VIEW THE
FULL RANGE OF
BESTWOOD MELAMINE
DESIGNS, VISIT
WWW.BESTWOOD.CO.NZ

BESTWOOD MELAMINE

1200 wide substrates	Nominal Thickness							
	6mm*	9mm*	12mm	15mm	16mm	18mm	25mm	30mm
MDF	●	●	●		●	●	●	●
MDF MR			●					
MDF MR/EO			●		●	●	●	●
MDF FR				●		●		
MDF FR BLACK			●					
PBD		●	●		●	●	●	●
PBD MR		●	●		●	●		
PBD MR/EO							●	●
LIGHTBOARD					●	●		

The wider sheet sizes (2440 x 1830) and (1830 x 1830) are available on selected designs as follows: Arctic White, Best Maple, Carbon, Charred Oak, Feather White, Mist Grey, Silver Haze, Simply White and Washed Oak. Substrate options for 1800 wide are shown below:

1800 wide substrates	12mm	16mm	18mm	25mm
MDF	●	●	●	●
MDF MR	●			

* The process involved in pressing a single sided 6mm and 9mm MDF panel will result in some distortion/bowing and the appearance of suction cup marks. The buyer should consider this before purchasing. Thin panels less than 9mm are not suitable for wall linings.



Bestwood Edging

To get the perfect match, Bestwood has its own range of matched edging, available in standard PVC or laser edge tape. The thinner the edging the better the finish which is why we now offer an expanded 1mm range across our Bestwood PVC Edging. Laser Edging requires specific laser banding equipment and our sister company Deignatek offers this custom finishing service.

TO VIEW THE
FULL RANGE OF
BESTWOOD MELAMINE
DESIGNS, VISIT
WWW.BESTWOOD.CO.NZ





Care Instructions

SPILLS AND STAINS

Instant action is the best remedy for any spill or stain. First thing is to wipe with hot soapy water. For tougher stains we recommend trying:

Substance	Remedy
Wine	Hot soapy water
Rust	Diluted vinegar or lemon juice
Shoe polish	Diluted vinegar or lemon juice
Oven cleaner	Hot soapy water
Tea	All-purpose surface cleaner
Foodstuffs	All-purpose surface cleaner
Fabric dye	Cold water, wipe dry, then use methylated spirits
Felt pen	Methylated spirits or acetone
Paint/glue	Acetone
Heavy wax & grease	Xylene
Hair/leather	Dye methylated spirits

- After using the solutions recommended, always wipe with a damp cloth, then a dry cloth.
- Never use abrasive cleaners or abrasive cleaning cloths, such as wire wool scourer pads, copper cleaner pads or sandpaper, on your Bestwood Melamine surfaces.
- We also recommend caution in using bleach and alcohol-based cleaners. Dilute bleach (1 part bleach/ 3 parts water).

Warranty

Bestwood Melamine is made in New Zealand with back-up for any issues close at hand.

We offer a seven year warranty on our Bestwood Melamine – subject to normal use conditions. To view a full copy of the warranty, please download from our website at www.bestwood.co.nz.

RESTRICTIONS OF USE

Bestwood Melamine is designed for interior use and should not be used in areas where it will be exposed to high moisture levels, i.e. as an exterior wall lining, or wet areas in regular contact with water, or for benchtops in kitchens and bathrooms.

TO VIEW THE
FULL RANGE OF
BESTWOOD MELAMINE
DESIGNS, VISIT
WWW.BESTWOOD.CO.NZ