

# StyleLex<sup>®</sup>

Weatherproof panels for covered exterior cabinetry

Say hello to your new alfresco kitchen

# StyleLex<sup>®</sup> Make beautiful covered outdoor cabinetry.




Outdoor kitchen featuring StyleLex Slate face panels

StyleLex is a flexible system to create beautiful cabinetry for covered outdoor areas.

This unique system is based on an extensive range of surface finishes including matte, woodgrain and textured finishes. StyleLex features include:


- ▶ Weatherproof
- ▶ Range of colours and finishes
- ▶ Double-sided
- ▶ Scratch and impact resistant
- ▶ Durable and hygienic
- ▶ Matching edge band
- ▶ StyleLex Carcass available in 3 colours

Water...no problem




# StyleLite Indoor - StyleLex Outdoor


Achieve unrivalled synergy of your indoor and outdoor cabinets



Alabaster



Shell



Mountain



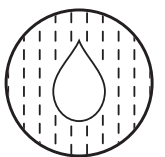
Slate



Outdoor kitchen featuring StyleLex Alabaster face panels



Conventional fabrication and hinge systems are suitable



Weatherproof



UV protected



Easy to work



Easy to clean



Hygienic



Stain resistant



Vertical application

## Colour range


### Solid



Alabaster




Storm



Shell



Slate



Mountain

### Textured



New Oxide




New Urban Crete



New Stone

### Carcass



White



Light Grey



Dark Grey

**“StyleLex is a versatile cabinet panel system for your covered outdoor entertaining space”**


Due to the nature of the printing process, the colours and images depicted throughout this brochure may vary compared to the actual finished products' colour. Images and colours are to be used as a guide only.

# The StyleLex system

StyleLex is available as individual components or a complete system from EGR Decor


## Face panels

StyleLex face panels consist of a weatherable HPL laminated to Weatherproof Composite Core (WCC) and are designed for cabinets and joinery in outdoor areas.




## Carcass panels

Carcass panels consist of ABS laminated to Weatherproof Composite Core (WCC). Carcass panels can be used for cabinet structure, kickboards and base frames.



## Edge banding

Edge banding gives the perfect finish to your outdoor kitchen.



Doors and gables made from StyleLex face panels attached to cabinet structure.



Cabinet structure and kickboard constructed using StyleLex carcass panels.



Diagram shows the complete system with edge banding being used on the doors and gables to complete the cabinet.

# Technical guide

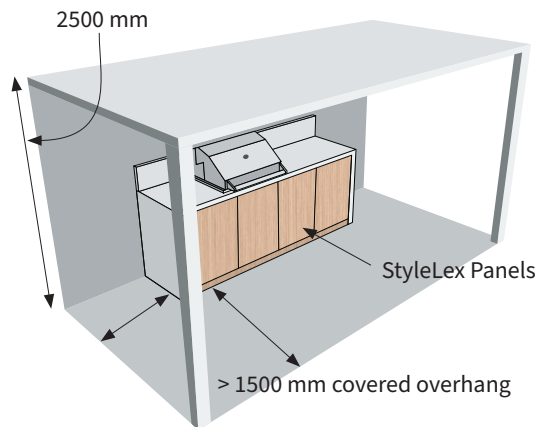
## Design Guidelines

StyleLex panels are designed for indoor or covered outdoor use for cabinets and joinery. StyleLex panels are not designed for structural applications or external wall cladding.

For outdoor, the panels must be positioned in an opaque covered outdoor area with a minimum of 1500 mm overhang on all sides (based on a 2500mm high ceiling or roof). The finished cabinets must be installed in fully shaded areas and should not be exposed to direct sunlight where the temperature of the panels could exceed 70° C.

Highly exposed gables are not recommended. We suggest that bench top finishes be used to finish the cabinet ends in these circumstances.

StyleLex panels are combustible and should not be used directly adjacent to gas cook tops or barbeques. Designers should always consult the relevant gas and fire protection codes in their region(s) to ensure minimum clearances are maintained. AU/NZ installations around gas burners, barbeques or cooktops must be done in accordance with the appliance manufacturer's installation requirements and in accordance with AS/NZS 5601.1:2022 Gas Installation Code and any other relevant codes/standards must be followed.



Note: If ceiling height is more than 2500mm, then the covered overhang should be increased accordingly.

## Fabrication Guidelines

StyleLex panels can be fabricated using conventional decorative panel woodworking equipment.

The best edge band adhesive to use utilizes PUR adhesive technology. All StyleLex panels should be edged around the whole perimeter to achieve maximum durability.

StyleLex panels can be drilled, screwed and glued using the same techniques as other wood core panels.

StyleLex panels should not be slid on top of each other or on machinery during the fabrication. Always lift the panels as required.

## Fixing Guidelines

- ▶ Load bearing shelves: Max of 600mm spacing
- ▶ Hinges: Max of 300mm spacing, use 3/800mm high door
- ▶ Drawer fronts and end panels: Max of 200mm spacing
- ▶ Doors: Max of 1200mm in any direction

## Assembly

Adequate fixing should be provided at no greater than 300mm [12"] centres.

## Care and Maintenance

StyleLex surfaces should be cleaned with a clean, damp microfibre cloth and warm soapy water.

For grease or more stubborn marks, mild household cleaners can be used **on face panel only**. For carcass panels, a 70/30 mix of soapy water/vinegar can be used.

## Guaranteed Quality

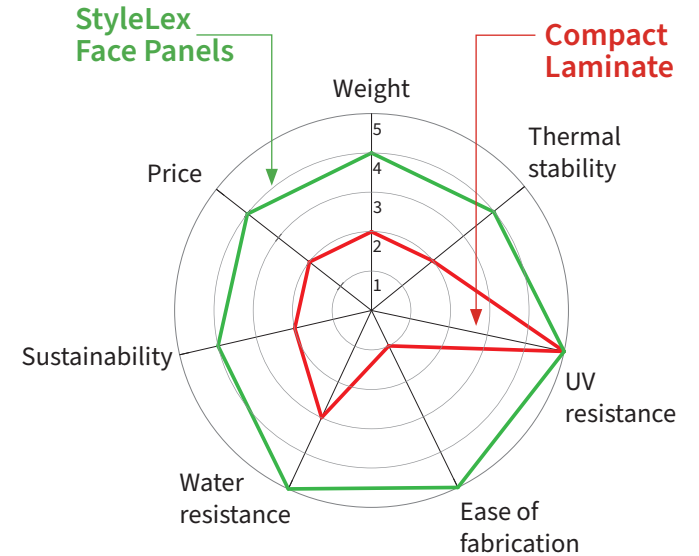
All StyleLex panels are laminated by EGR using our premier polyurethane (PUR) reactive hot melt bonding system.

EGR's facilities have been recognised for achieving



ISO9001 Quality Management certification for their consistent performance and integrated quality assurance systems.

## StyleLex vs Compact Laminate Comparison



Specifications	Face	Carcass
Panel size	2400 x 1200 x 18 mm	2400 x 1200 x 18 mm Nom
Density	650 kg/m <sup>3</sup>	650 kg/m <sup>3</sup>
Weight	11 kg/m <sup>2</sup>	11 kg/m <sup>2</sup>
Resistance to staining	High	Moderate to High
Chemical resistance	High	Moderate to High

# Decor Range

## Redefining Decorative Solutions

Drawing on a rich and diverse 49-year heritage in the design, manufacture, and marketing of leading-edge products for Australian and international markets, our Decor Range offers designers, fabricators and homeowners a stunning collection of wall and cabinet materials.



Manufactured by:

**EGR  
DECOR**









**Made in  
Australia**



PROUDLY DISTRIBUTED BY:



 Auckland North +64 9 442 4051  
 Auckland South +64 9 573 0145  
 Hamilton +64 7 850 4900

 Christchurch +64 3 365 7557  
 Wellington +64 4 589 0221  
 Dunedin +64 3 471 9233

[mulfordplastics.co.nz](http://mulfordplastics.co.nz)

1. EGR expressly disclaims any representations or warranties of any kind, whether express or implied, as to the accuracy, currency, completeness and/or the merchantability or fitness for a particular purpose of any information contained in or provided via this documentation and/or any service or product described or promoted in this document. 2. It is the customer's responsibility to thoroughly examine the product using a qualified person, to determine whether it is suitable for the application it was purchased for. 3. The receiver of our products is fully responsible to check and to take into account possible third party's patent rights, as well as the existing laws in the country of installation prior to installing our product. 4. No liability may be derived from these images or statements nor from our free technical advice. 5. EGR reserves the right to change, add or remove colours or product without notice. 6. EGR Decor and EGR are registered trademarks. 7. Images and colours should be used as a guide only. 8. 7 Year Warranty: The EGR Decor warranties cover faulty materials for the periods specified on the relevant product warranty documents. The EGR Decor warranties commence from the date of sale by EGR, they are not transferable and are subject to the terms, conditions and exclusions contained within those warranties.