

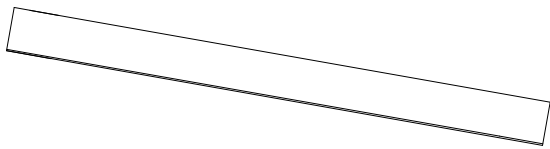
# RESIDENTIAL RIBLINE® PROFILES & ACCESSORIES

Detail Number: RI-RROOB

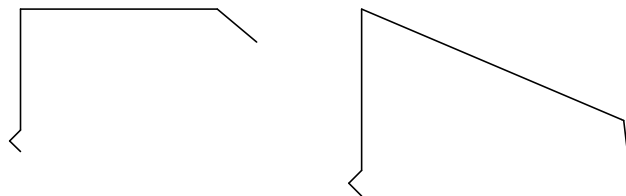
Date drawn: 07/07/2017

Scale: 1 : 5@ A4

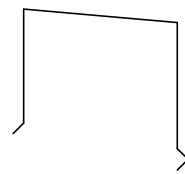
ROOFING INDUSTRIES 'RIBLINE'




ROOFING INDUSTRIES BARGE FLASHING



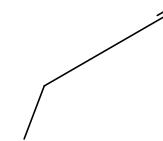
ROOFING INDUSTRIES BARGE/PARAPET CAPPING



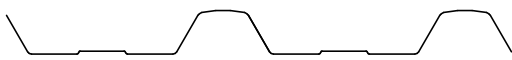
ROOFING INDUSTRIES CHANGE IN PITCH FLASHING



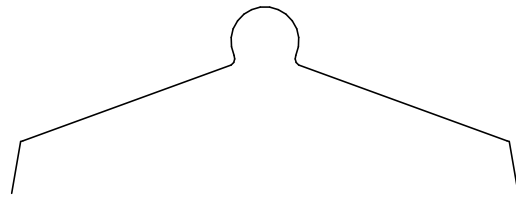
ROOFING INDUSTRIES GUTTER APRON FLASHING



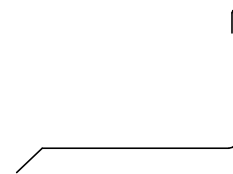
ROOFING INDUSTRIES 'RIBLINE'




ROOFING INDUSTRIES RIDGE FLASHING



ROOFING INDUSTRIES APRON FLASHING



HEAD FLASHING



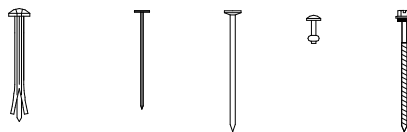
ROOFING INDUSTRIES COVER FLASHING



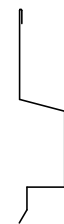
ROOFING INDUSTRIES SOFFIT FLASHING



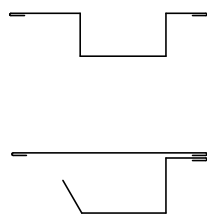
FIXINGS



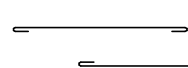
HEAD FLASHING



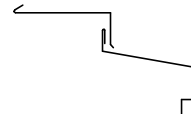
JAMB FLASHING



ALTERNATE JAMB FLASHING




SILL FLASHING



ROOFING INDUSTRIES METER BOX BASE FLASHING



ROOFING INDUSTRIES CLADDING CHANGE/JAMB FLASHING




CAVITY CLOSER



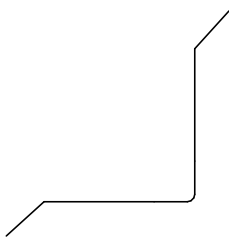
METAL ANGLE



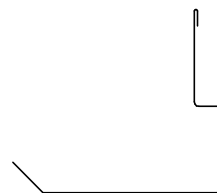
ROOFING INDUSTRIES CORNER FLASHING




ROOFING INDUSTRIES INTERNAL CORNER



ROOFING INDUSTRIES EXTERNAL CORNER



ROOFING INDUSTRIES VERTICAL BUTT JOINT FLASHING



ROOFING INDUSTRIES CLADDING BASE FLASHING



NOTES:

- These details are generally in compliance the NZ Metal Roof & Wall Cladding Code of Practice and in some cases specific details by 'Roofing Industries'. Eurostyle falls outside the criteria of E2/AS1 and this document is therefore not applicable.
- The building designer is ultimately responsible to ensure that details used meet the requirements of the NZ Building Code for the specific project.
- Details of the supporting structure including cavity battens are indicative only and are the responsibility of the building designer. For steel framed buildings thermal break cavity battens may be required.
- Underlay selection and building wrap types are the responsibility of the designer.
- These details are for Roofing Industries profile/s as nominated and may not be applicable to other profiles.
- This drawing is the copyright of 'Roofing Industries' and can only be copied or reproduced with their permission.
- These details to be read with Roofing Industries profile technical summary regarding wind loads and fixings.
- Further information can be obtained from the NZ Metal Roof & Wall Cladding Code of Practice: [www.metalroofing.org.nz](http://www.metalroofing.org.nz) or E2/AS1.

Copyright detail © 2017

