

RESIDENTIAL RIBLINE®

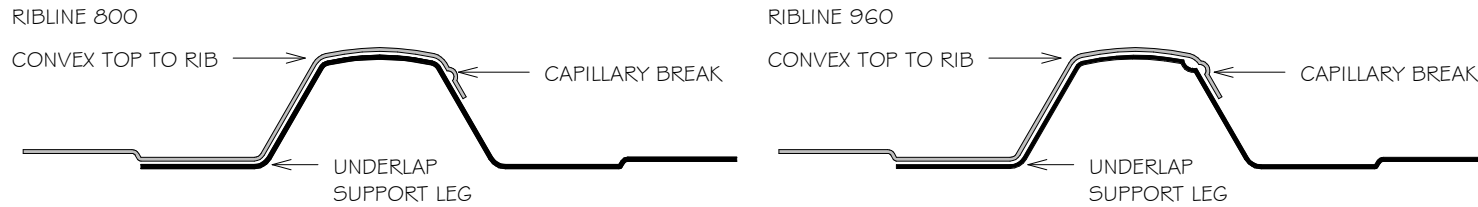
PROFILE SUMMARY - RIBLINE®

Detail Number: RI-RR00C

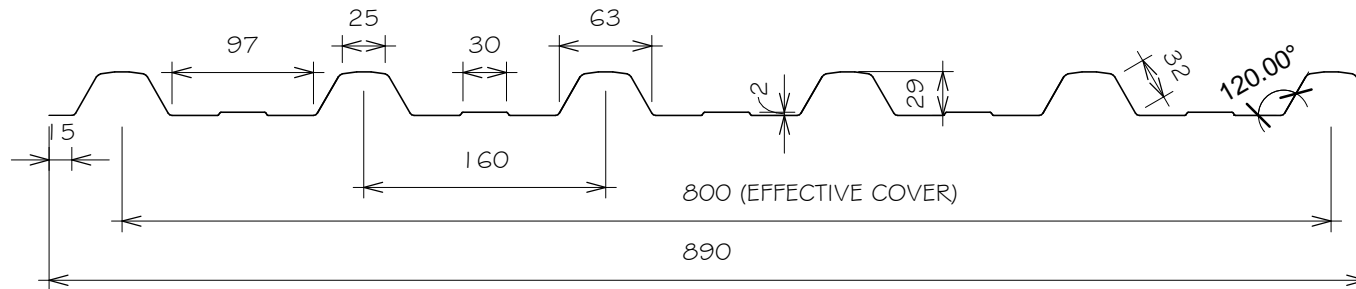
Date drawn: 07/07/2017

Scale: As indicated@ A4

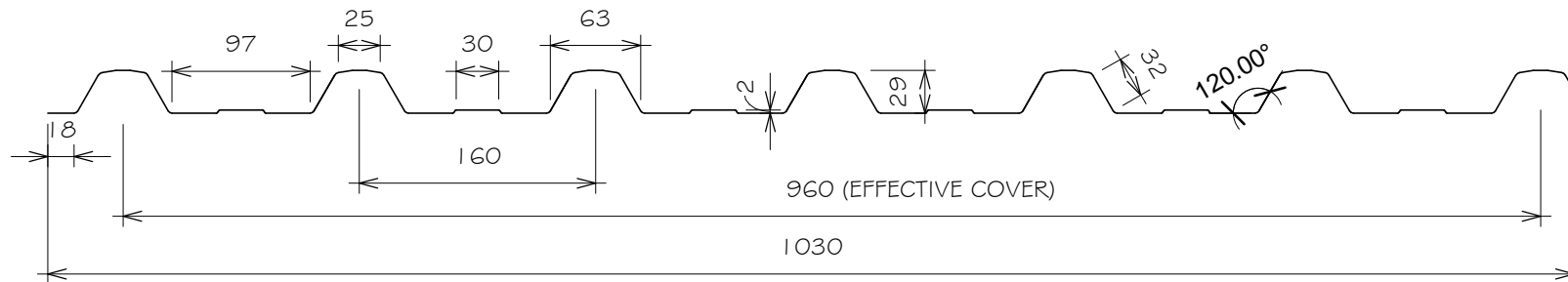
RIBLINE Lap



RIBLINE 800



RIBLINE 960



Minimum Pitch

The minimum roof pitch for RIBLINE is 3 degrees.

When a combination of sheets provide a run of in excess of 40 metres and up to 60 metres the roof pitch should be increased by 1 degree. Longer lengths require specific design.

When rainfall intensity exceeds 100mm/hour the minimum pitches need to be increased by a further 1 degree for every 10 metres of run over 40 metres

The building design pitch may need to be higher to take into account any cumulative deflections of the frame, purlin and roof sheeting or penetrations.

For curved roofing the roof cladding must not terminate at a pitch lower than permitted above.

Side laps of curved sheets must be sealed to any areas below the minimum pitches permitted above.

Copyright detail © 2017

