



## PRODUCT SUMMARY

- Eclipse Aluminium Baffle is an elegant linear ceiling, made up of extruded aluminium profiles.
- Has a sleek and seamless appearance. Appropriate for airports, malls, offices, hotel foyers, museums and commercial areas.
- The baffles are aesthetically pleasing and easy to maintain. Unlike timber, the baffle doesn't warp. Powdercoating options allow for a timber look.
- Can be installed with integrated lighting options; Gridlux can be incorporated into the aluminium extrusion and the luminaires are flush with the base of the baffle.
- 500+ Resene and Dulux powdercoat colours, 15 MetWood finishes, bespoke and others available upon request. An antimicrobial coating can be applied for when used in hygiene and medical spaces.
- Unique and client specific in its suspension system options.
- Add acoustic absorption behind for good reverberation control/high NRC.

## METWOOD FINISHES



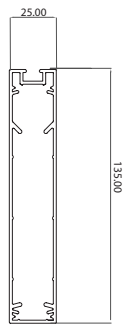
Black Bean Darkest Gum Dark Riverwood Washed Riverwood Plywood Washed Teak Honey Manuka Oak Broom



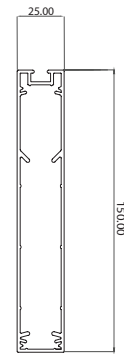
Beachwood Tawa Kahikatea Concrete White Concrete Grey Marble White Marble

GENERAL TEST DESCRIPTION	RESULT
Noise Reduction Coefficient	Depends on acoustic material behind
Weight	Depends on configuration
Luminaires	Able to incorporate GridLux

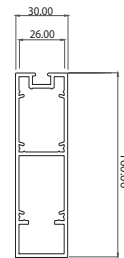
135mm x 25mm Baffle



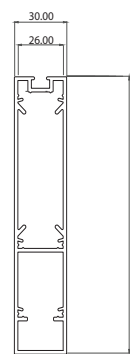
150mm x 25mm Baffle



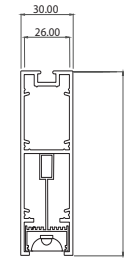
100mm x 30mm Baffle



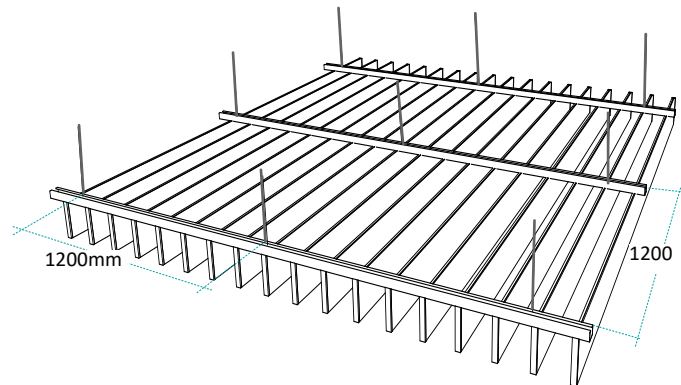
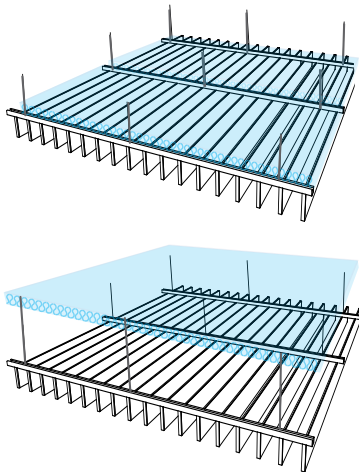
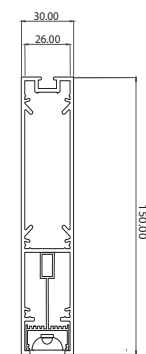
150mm x 30mm Baffle



100mm Baffle with GridLux



150mm Baffle with GridLux



Poyester Insulation above the baffle (either directly on top or in the ceiling plenum) will create an acoustically absorbent ceiling.